



Holy Cross College (Autonomous) Nagercoil – 629 004

Affiliated to Manonmaniam Sundaranar University, Tirunelveli
Nationally Accredited with A+ Grade (CGPA 3.35) by NAAC IV Cycle
An ISO 9001:2015 Certified Institution

SSR
2019-2020
to
2023-2024

3.4.6 Bibliometrics of the publications during the last five years based on Scopus/ Web of Science - h-index of the Institution



Scopus Preview



Source details

South East Asian Journal of Mathematics and Mathematical Sciences

Scopus coverage years: from 2019 to Present

Publisher: Ramanujan Society of Mathematics and Mathematical Sciences

ISSN: 0972-7752 E-ISSN: 2582-0850

Subject area: [Mathematics: Algebra and Number Theory](#) [Mathematics: Applied Mathematics](#) [Mathematics: Analysis](#)
[Mathematics: Discrete Mathematics and Combinatorics](#) [Mathematics: Computational Mathematics](#)

Source type: Journal

CiteScore 2022
0.2

SJR 2022
0.133

SNIP 2022
0.152

[View all documents >](#) [Set document alert](#) [Save to source list](#) [Source Homepage](#)

[CiteScore](#) [CiteScore rank & trend](#) [Scopus content coverage](#)

Improved CiteScore methodology

CiteScore 2022 counts the citations received in 2019-2022 to articles, reviews, conference papers, book chapters and data papers published in 2019-2022, and divides this by the number of publications published in 2019-2022. [Learn more >](#)


CiteScore 2022
0.2 = $\frac{64 \text{ Citations 2019 - 2022}}{340 \text{ Documents 2019 - 2022}}$
Calculated on 05 May, 2023

CiteScoreTracker 2023
0.3 = $\frac{112 \text{ Citations to date}}{365 \text{ Documents to date}}$
Last updated on 08 November, 2023 • Updated monthly

CiteScore rank 2022

Category	Rank	Percentile
Mathematics		
Algebra and Number Theory	#114/117	2nd
Mathematics		
Applied Mathematics	#597/609	2nd
Mathematics		
Analysis	#184/187	1st

[View CiteScore methodology >](#) [CiteScore FAQ >](#) [Add CiteScore to your site &Globe](#)



[Back to rsmams.org](#)
[Feedback](#)
[Contact Us](#)



South East Asian Journal of Mathematics and Mathematical Sciences
 PRINT ISSN : 0972-7752 | ONLINE ISSN : 2582-0850

[HOME](#)
[ARTICLES](#)
[EDITORIAL BOARD](#)
[SUBMIT A PAPER](#)
[GUIDELINES](#)
[CALL FOR PAPERS](#)
[FOR AUTHORS](#)

[POLICY](#)
[CONTACT US](#)

South East Asian Journal of Mathematics and Mathematical Sciences > Home

HOME



It is an internationally reputed Research Journal South East Asian Journal of Mathematics and Mathematical Sciences published by the Ramujan Society of Mathematics and Mathematical Sciences. The Journal is Indexed in Scopus. It may be noted all Scopus Indexed journals are part of UGC-CARE list Group II.

For authors willing to submit papers:
 Check the [Call for Papers](#) for details regarding submission.
 Please read the [Guidelines](#) carefully before you submit.
[Submit your Paper](#) following the regulatory Guidelines.

Details of Publication

The Journal is published one volume of three numbers of issue in each year.

Subscription rates: [Subscription Rates PDF file](#)
[Contact Us](#) if you are interested in the subscription of this publication.

News & Events


Submission method of article through new website of journal

National Council for Science & Technology Communication (RASHTRIYA VIGYAN EVAM PRODYOGIKI SANCHAR PARISHAD) Department of Science and Technology sponsored workshop during November 15-19, 2023

Published issue of Journal of Ramujan Society of Mathematics and Mathematical

Copyright 2014 Powered by Ramujan Society of Mathematics and Mathematical Sciences. All Rights Reserved.
 Design By : Hyper Net Solutions

Total View : Visitor Counter



South East Asian J. of Mathematics and Mathematical Sciences

Vol. 19, No. 2 (2023), pp. 231-240

DOI: 10.56827/SEAJMMS.2023.1902.17

ISSN (Online): 2582-0850

ISSN (Print): 0972-7752

FIRST ZAGREB MATRIX AND ENERGY OF A T_2 HYPERGRAPH

Sharmila D., Sujitha S.* and Angel Jebitha M. K.*

Department of Mathematics,
Manonmaniam Sundaranar University,
Abishekapatti, Tirunelveli - 627012, Tamil Nadu, INDIA

E-mail : sharmilareegan10@gmail.com

*PG and Research Department of Mathematics,
Holy Cross College (Autonomous), Nagercoil, INDIA

E-mail : sujitha.s@holycrossngl.edu.in, angeljebitha@holycrossngl.edu.in

(Received: Aug. 22, 2023 Accepted: Aug. 26, 2023 Published: Aug. 30, 2023)


Abstract: Let H be a T_2 hypergraph of order $n \geq 4$. The first Zagreb matrix of H , denoted by $Z(H)$ is defined as the square matrix of order n , whose $(i, j)^{th}$ entry is $d_i + d_j$ if x_i and x_j are adjacent and zero for other cases. The first Zagreb energy $ZE(H)$ of H is the sum of the absolute values of the eigenvalues of $Z(H)$. It is shown that, for a T_2 hypergraph $ZE(H) \leq \left\lceil \frac{\sqrt{2}(n^2+3n+1)}{\sqrt{3}} \right\rceil$.

Keywords and Phrases: T_2 hypergraph, first Zagreb matrix, first Zagreb energy.

2020 Mathematics Subject Classification: 05C65, 05C50.

1. Introduction

The basic definitions and terminologies of a hypergraph are not given here and we refer to it [2] and [11]. The concept of hypergraph was introduced by Berge in 1967. In 2017, Seena V and Raji Pilakkat introduced Hausdorff hypergraph, T_0 hypergraph and T_1 hypergraph [7], [8] and [9]. Based on [8] and [9] S. Sujitha and D. Sharmila introduced T_2 hypergraph and studied Randic matrix and the corresponding energy in [10]. In 1977, Gutman [3] defined graph energy. In 2007, Nikiforov [6] extended the concept of graph energy to matrices. The first Zagreb energy was introduced by Nader Jafari Rad, Akbar Jahanbani and Ivan Gutman in [4] and later the same was studied by many authors. In this article, we study





Source details

Shu Ju Cai Ji Yu Chu Li/Journal of Data Acquisition and Processing

Scopus coverage years: from 2001 to Present

Publisher: Nanjing University of Aeronautics and Astronautics

ISSN: 1004-9037

Subject area: Computer Science: Signal Processing Computer Science: Software

Source type: Journal

[View all documents >](#) [Set document alert](#) [Save to source list](#)

CiteScore 2022 ⓘ
0.7

SJR 2022 ⓘ
0.140

SNIP 2022 ⓘ
0.221

[CiteScore](#) [CiteScore rank & trend](#) [Scopus content coverage](#)

i Improved CiteScore methodology ✕

CiteScore 2022 counts the citations received in 2019-2022 to articles, reviews, conference papers, book chapters and data papers published in 2019-2022, and divides this by the number of publications published in 2019-2022. [Learn more >](#)

CiteScore 2022 ▼

0.7 = $\frac{302 \text{ Citations 2019 - 2022}}{434 \text{ Documents 2019 - 2022}}$

Calculated on 05 May, 2023

CiteScoreTracker 2023 ⓘ

0.7 = $\frac{312 \text{ Citations to date}}{434 \text{ Documents to date}}$


Last updated on 08 November, 2023 • Updated monthly

CiteScore rank 2022 ⓘ

Category	Rank	Percentile
Computer Science		
Signal Processing	#110/122	10th
Computer Science		
Software	#389/404	3rd

[View CiteScore methodology >](#) [CiteScore FAQ >](#) [Add CiteScore to your site](#)





Journal of Data Acquisition and Processing

HOME
ABOUT JCST
AUTHORS
REVIEWERS
PUBLISHED PAPERS

Bimonthly Since 1986
ISSN 1004-9037

Publication Details
Edited by: Editorial Board of Journal of Data Acquisition and Processing
 P.O. Box 2704, Beijing 100190, P.R. China
Sponsored by: Institute of Computing Technology, CAS & China Computer Federation
Undertaken by: Institute of Computing Technology, CAS
Published by: SCIENCE PRESS, BEIJING, CHINA
Distributed by:
 China: All Local Post Offices

Current Issue

05 July-September 2023, Volume 38 Issue 4 Previous Issue (Volume 38 Issue 3)

Article

COVID-R: COMPUTER-AIDED SYSTEM FOR PREDICTING COVID-19 & ITS SEVERITY USING X-RAY IMAGES
 Rahul Deva, S.P.S. Chauhan
 Journal of Data Acquisition and Processing, 2023, **38** (4):

LIFETIME ENHANCEMENT OF EFFICIENT ENERGY FOR RELIABLE WIRELESS SENSOR NETWORK USING SWARM INTELLIGENCE OPTIMIZATION
 Shweta Sharma¹, Amandeep Kaur²
 Journal of Data Acquisition and Processing, 2023, **38** (4):

COMPARATIVE ANALYSIS OF MULTI-LEVEL ALGORITHM WITH DIFFERENT ENCRYPTION AND DECRYPTION SECURITY ALGORITHMS
 Dr. Gaurav Aggarwal¹, Mr. Hirdesh Sharma²,
 Journal of Data Acquisition and Processing, 2023, **38** (4):

FACIAL EXPRESSION RECOGNITION IN VIDEO USING 3D-CNN DEEP FEATURES DISCRIMINATION
 Rajesh Singh, Naval Kishore Mehta, Shyam Sunder Prasad, Anil Vohra, Sanjay Singh
 Journal of Data Acquisition and Processing, 2023, **38** (4):

AN AMALGAMATED DEEP LEARNING APPROACH FOR LUNG SEGMENTATION USING X-RAY IMAGES
 Annu Mishra¹,*, Pankaj Gupta² and Peeyush Tewari³
 Journal of Data Acquisition and Processing, 2023, **38** (4):

GRAPH'S MONOPHONIC VERTEX COVERING NUMBER
 M. Helen Sheeba¹, K. A. Francis Jude Shini², S. Durai Raj³
 Journal of Data Acquisition and Processing, 2023, **38** (4):

COPY-MOVE FORGERY DETECTION USING DEEP CONVOLUTIONAL NEURAL-NETWORK FEATURES WITH MACHINE LEARNING-BASED CLASSIFIER
 Kaleemur rehman, Saiful Islam
 Journal of Data Acquisition and Processing, 2023, **38** (4):

ANALYTICAL REPORT ON ENERGY EFFICIENT NON-METAHEURISTIC CLUSTERING IN WIRELESS SENSOR NETWORKS LEADING TO COOPERATIVE COMMUNICATION
 Nishant Tripathi, Charanjeet Singh, Kamal Kumar Sharma
 Journal of Data Acquisition and Processing, 2023, **38** (4):

OPTIMAL REGULATORS DESIGN FOR VSC HVDC SYSTEM USING SIMPLEX METHOD
 Mazouz Lakhdar¹, Elbar Mohamed², Boudhief Mohamed¹,
 Journal of Data Acquisition and Processing, 2023, **38** (4):

IMAGE CAPTION GENERATION USING DEEP LEARNING - CNN AND LSTM APPROACH
 Narayanamoorthy M1*, Haadhim Mubarak Ali², Himanshu Kurrey³, Sudhanshu Amarendra Singh⁴
 Journal of Data Acquisition and Processing, 2023, **38** (4):

ANALYSIS OF ENERGY HARVESTING IN HEALTHCARE APPLICATIONS
 Stalin Yanneboina¹, Dr. A S Rathore²
 Journal of Data Acquisition and Processing, 2023, **38** (4):

Submit Your Manuscript

Shu Ju Cai Ji Yu Chu Li/Journal of Data...

Q4 Signal Processing
 best quartile

SJR 2022
0.14
 powered by scimagojr.com





THE UPPER CERTIFIED DOMINATION NUMBER OF A GRAPH

A. Janani¹ and J. Belfja Minnie²

Register Number : 20213042092001

¹Research Scholar, Department of Mathematics
Holy Cross College (Autonomous), Nagercoil-629004
E-mail: janania039@gmail.com

²Assistant Professor, Department of Mathematics
Holy Cross College (Autonomous), Nagercoil-629004
Affiliated to Manonmaniam Sundaranar University,
Abishekapatti, Tirunelveli-627012

Abstract

A certified dominating set D of vertices in a connected graph G is minimal certified dominating set if no proper subset of D is a certified dominating set of G . The upper certified domination number $\lceil_{cer}(G)$ is the maximum cardinality of a minimal certified dominating set of G . It is shown that for every positive integers a and b with $2 \leq a \leq b$ there exists a connected graph G such that $\gamma_{cer}(G) = a$ and $\lceil_{cer}(G) = b$.

Keywords: upper certified domination number, certified domination number, domination number.

AMS Subject Classification: 05C69

1. Introduction:

Let $G = (V, E)$ be a finite, undirected graph without loops and multiple edges. Unless and otherwise stated, the graph $G = (V, E)$ has $n = |V|$ vertices and $m = |E|$ edges. For basic definitions and terminologies, we refer to [4]. Two vertices u and v are said to be adjacent if uv is an edge of G . The open neighbourhood of a vertex v in a graph G is defined as the set $N_G(v) = \{u \in V(G) : uv \in E(G)\}$. While the closed neighbourhood of a vertex v in a graph G is defined as the set $N_G[v] = N_G(v) \cup \{v\}$.

A set $D \subseteq V(G)$ is called a dominating set of G if for every $v \in V \setminus D$ is adjacent to atleast one vertex in D . A dominating set D is said to be minimal if no subset of D is a dominating set of G . The minimum cardinality of a minimal dominating set of G is called the domination number of G and is denoted by $\gamma(G)$. Any dominating set of cardinality $\gamma(G)$ is a γ -set of G . Recently dominating number of a graph is studied in [4]. A dominating set D of $G = (V, E)$ is a certified dominating set, if every vertex in D has either zero or atleast two neighbours in $V \setminus D$. The certified domination number $\gamma_{cer}(G)$ of G is the minimum cardinality of certified dominating set. The certified domination number of a graph was studied in [5,6]. In this article, the upper certified domination number of a graph is introduced and studied.

2. The Upper Certified Domination Number of a Graph

Definition 2.1

A certified dominating set D of vertices in a connected graph G is minimal certified dominating set if no proper subset of D is a certified dominating set of G . The upper certified domination number $\lceil_{cer}(G)$ is the maximum cardinality of a minimal certified dominating set of G

Example 2.2





Source details

Turkish World Mathematical Society Journal of Applied and Engineering Mathematics

Scopus coverage years: from 2018 to Present

Publisher: Isik University

ISSN: 2146-1147 E-ISSN: 2587-1013

- Subject area:
- Mathematics: Mathematical Physics
 - Mathematics: Discrete Mathematics and Combinatorics
 - Mathematics: Applied Mathematics
 - Mathematics: Computational Mathematics
 - Mathematics: Statistics and Probability
 - Mathematics: Numerical Analysis
 - [View all](#)

Source type: Journal

- [View all documents](#)
- [Set document alert](#)
- [Save to source list](#)
- [Source Homepage](#)

CiteScore 2022 **0.8**

SJR 2022 **0.203**

SNIP 2022 **0.506**

[CiteScore](#) [CiteScore rank & trend](#) [Scopus content coverage](#)

i Improved CiteScore methodology

CiteScore 2022 counts the citations received in 2019-2022 to articles, reviews, conference papers, book chapters and data papers published in 2019-2022, and divides this by the number of publications published in 2019-2022. [Learn more](#)

CiteScore 2022

0.8 = $\frac{383 \text{ Citations 2019 - 2022}}{490 \text{ Documents 2019 - 2022}}$

Calculated on 05 May, 2023

CiteScoreTracker 2023


0.8 = $\frac{419 \text{ Citations to date}}{528 \text{ Documents to date}}$

List updated on 08 November, 2023 • Updated monthly

CiteScore rank 2022

Category	Rank	Percentile
Mathematics		
Mathematical Physics	#65/81	20th
Mathematics		
Discrete Mathematics and Combinatorics	#77/89	19th

- [View CiteScore methodology](#)
- [CiteScore FAQ](#)
- [Add CiteScore to your site](#)



Already have a manuscript?

Use our Manuscript Matcher to find the best relevant journals!

[Find a Match](#)

Filters [Clear All](#)

- Web of Science Coverage ▼
- Open Access ▼
- Category ▼
- Country / Region ▼
- Language ▼
- Frequency ▼
- Journal Citation Reports ▼

Refine Your Search Results

Search

Sort By: Title (A-Z) ▼ ☰

Search Results

Found 1 results (Page 1) [Share These Results](#)

Exact Match Found

TWMS JOURNAL OF APPLIED AND ENGINEERING MATHEMATICS

Publisher: **TURKIC WORLD MATHEMATICAL SOC , Z KHALILOV STR, 23, BAKU, AZERBAIJAN, AZ 1148**

ISSN / eISSN: **2146-1147**

Web of Science Core Collection: **Emerging Sources Citation Index**

[Share This Journal](#) View profile page


* Requires free login.

1
-
1 |< < > >|
of
1

Items per page: 10 ▼


Editorial Disclaimer: As an independent organization, Clarivate does not become involved in and is not responsible for the editorial management of any journal or the business practices of any publisher. Publishers are accountable for their journal performance and compliance with ethical publishing standards. The views and opinions expressed in






Turkic World Mathematical Society

Journal of Applied and Engineering Mathematics



[HOME](#)
[FOCUS](#)
[AUTHOR GUIDELINES](#)
[CURRENT](#)
[ARCHIVE](#)
[INDEXING](#)
[PUBLICATION ETHICS](#)
[SUBSCRIBE](#)
[SEARCH](#)



Turkic World Mathematical Society

OPEN ACCESS

Honorary Editor:
Siddik B. Yarman (Istanbul, TURKEY)

Editor in Chief:
Elman Hasanoglu (Istanbul, TURKEY)

Managing Editor:
Seleuk Akbulut (Istanbul, TURKEY)

Associate Editor:
Banu Uzun (Istanbul, TURKEY)

Assistant Editor:
Ramin Hasanoglu (Istanbul, TURKEY)

Contributing Editor:
Mert Savcin (Istanbul, TURKEY)


Publisher:
FEYZIYE SCHOOLS FOUNDATION
ISIK UNIVERSITY
Faculty of Engineering and Natural Sciences
Department of Mathematics

2022 Journal Impact Factor™ 0.4

Library of Congress USA catalogue QA1.T885

Indexed and abstracted by:

1. Emerging Sources Citation Index (ESCI) by Web of Science;
2. SCOPUS;
3. EBSCO;
4. VINITI (RUSSIA);
5. COSMOSIMPACT FACTOR and by others.



ABOUT THE JOURNAL

People

- [Editorial Board](#)

Policies

- [Focus and Scope](#)
- [Open Access Policy](#)

Submissions

- [Author Guidelines](#)
- [Copyright Notice](#)
- [Contact](#)

Editorial Board

Ugur	Abdulla	(Florida, USA)	WWW
Ravi P.	Agarwal	(Texas, USA)	WWW
Hijaz	Ahmad	(Rome, Italy)	WWW
Farajzadeh	Ali	Kermanshah, Iran	WWW
Fikret	Aliiev	(Baku, Azerbaijan)	WWW
Allaberen	Ashyralyev	(Ashgabat, Turkmenistan)	WWW
Agamirza	Bashirov	(Gazimagusa, Cyprus)	WWW
Ismihan	Bayramoglu	(Izmir, Turkey)	WWW
İsmail Naci	Cangil	(Bursa, Turkey)	WWW
Ahmet Sinan	Çevik	(Konya, Turkey)	WWW
Can F.	Delale	(Istanbul, Turkey)	WWW
Marcelo	Epstein	(Calgary, Canada)	WWW
Manish	Jain	(Rewari, India)	WWW
Varga	Kalantarov	(Istanbul, Turkey)	WWW
Kazuya	Kobayashi	(Tokyo, Japan)	WWW
Mehmet Emir	Köksal	(Samsun, Türkiye)	WWW
Nazim	Mahmudov	(Gazimagusa, Cyprus)	WWW
Agarwal	Praveen	(Jaipur, India)	WWW
Sunil	Purohit	(Kota, India)	WWW
Sohel	Salahshour	(Istanbul, Turkey)	WWW
Hari Mohan	Srivastava	(Victoria, Canada)	WWW
Nurlan	Temirbekov	(Almaty, Kazakhstan)	WWW
Eldar	Veliev	(Kharkov, Ukraine)	WWW
Gu	Xian-Ming	(Sichuan, China)	WWW
Tolga	Yarman	(Istanbul, Turkey)	WWW
Shergda	Zeng	(Kraków, Poland)	WWW
Kewen	Zhao	(Sanya, China)	WWW

Focus and Scope

TWMS Journal of Applied and Engineering Mathematics (TWMS J. of Apl. & Eng. Math.) is an international open-access, peer-reviewed, four times a year (January, April, July, October) journal which is published on-line. The Journal publishes full-length original articles, reviews on specialized topics, technical notes, book reviews in the field of applied and interdisciplinary mathematics and is an ideal academic platform for researchers to share their latest research findings and directions in applied and engineering mathematics. The scope of the Journal covers, but not limited to the following fields:

- applied probability and statistics,
- approximation theory
- applied functional analysis, linear algebra, discrete mathematics, and matrix computations,
- applied electromagnetic theory and wave motion,
- combinatorics,
- control theory,
- financial mathematics,
- fuzzy sets and logic,
- game theory,
- graph theory,
- information theory,
- inverse problems,
- mathematical economy,
- nonlinear processes in physics,
- numerical analysis and numerical solutions of ordinary and partial differential equations,
- operation research.

Open Access Policy



K-PRODUCT CORDIAL LABELING OF FAN GRAPHS

K. J. DAISY¹, R. S. SABIBHA², P. JEYANTHI^{3*}, M. Z. YOUSSEF⁴, §

ABSTRACT. Let f be a map from $V(G)$ to $\{0, 1, \dots, k-1\}$ where k is an integer, $1 \leq k \leq |V(G)|$. For each edge uv assign the label $f(u)f(v)(\text{mod } k)$. f is called a k -product cordial labeling if $|v_f(i) - v_f(j)| \leq 1$, and $|e_f(i) - e_f(j)| \leq 1$, $i, j \in \{0, 1, \dots, k-1\}$, where $v_f(x)$ and $e_f(x)$ denote the number of vertices and edges respectively labeled with x ($x = 0, 1, \dots, k-1$). In this paper we prove that fan F_n and double fan DF_n when $k=4$ and 5 admit k -product cordial labeling.

Keywords: cordial labeling, product cordial labeling, k -product cordial labeling, 4-product cordial graph, 5-product cordial graph.

AMS Subject Classification: 05C78.

1. INTRODUCTION

All graphs considered here are simple, finite, connected and undirected. We follow the basic notations and terminology of graph theory as in [4]. While studying graph theory, one that has gained a lot of popularity during the last 60 years is the concept of labelings of graphs due to its wide range of applications. Labeling is a function that allocates the elements of a graph to real numbers, usually positive integers. In 1967, Rosa [13] published a pioneering paper on graph labeling problems. Thereafter many types of graph labeling techniques have been studied by several authors. Gallian [2] in his survey beautifully classified the labelings into graceful labeling and harmonious labelings, variations of graceful labelings, variations of harmonious labelings, magic type labelings, anti-magic type labelings and miscellaneous labelings. Cordial labeling is a weaker version of graceful and harmonious labeling was introduced by Cahit in [1]. Let f be a function from the vertices of G to $\{0, 1\}$ and for each edge xy assign the label $|f(x) - f(y)|$.

¹ Department of Mathematics, Holy Cross College, Nagercoil, Tamilnadu, India.
e-mail: jeyadaisy@yahoo.com; ORCID: <https://orcid.org/0000-0002-2159-7710>.

² Manonmaniam Sundaranar University, Tirunelveli, Tamilnadu, India.
e-mail: sanithazhi@gmail.com; ORCID: <https://orcid.org/0000-0001-7510-2798>.

³ Department of Mathematics, Govindammal Aditanar College for Women, Tiruchendur, 628215, Tamilnadu, India.
e-mail: jeyajeyanthi@rediffmail.com; ORCID: <https://orcid.org/0000-0003-4349-164X>.

* Corresponding author

⁴ Department of Mathematics and Statistics, College of Science, Imam Mohammad Ibn Saud Islamic University, Riyadh 11623, Saudi Arabia.

Department of Mathematics, Faculty of Science, Ain Shams University, Abbassia, Cairo, Egypt.
e-mail: mzyoussef11566@yahoo.com; ORCID: <https://orcid.org/0000-0002-0365-1891>.

§ Manuscript received: August 25, 2020; accepted: January 22, 2021.

TWMS Journal of Applied and Engineering Mathematics, Vol.13, No.1 © Isk University, Department of Mathematics, 2023; all rights reserved.





Source details

Journal of the Indian Mathematical Society

Scopus coverage years: from 2013 to Present

Publisher: Indian Mathematical Society

ISSN: 0019-5839

Subject area: Mathematics: General Mathematics

Source type: Journal

- [View all documents >](#)
- [Set document alert](#)
- [Save to source list](#)
- [Source Homepage](#)

CiteScore 2022 ⓘ
0.5

SJR 2022 ⓘ
0.182

SNIP 2022 ⓘ
0.569

[CiteScore](#) [CiteScore rank & trend](#) [Scopus content coverage](#)

i Improved CiteScore methodology ✕

CiteScore 2022 counts the citations received in 2019-2022 to articles, reviews, conference papers, book chapters and data papers published in 2019-2022, and divides this by the number of publications published in 2019-2022. [Learn more >](#)

CiteScore 2022 ▼

$$0.5 = \frac{50 \text{ Citations 2019 - 2022}}{98 \text{ Documents 2019 - 2022}}$$

Calculated on 05 May, 2023

CiteScoreTracker 2023 ⓘ

$$0.5 = \frac{51 \text{ Citations to date}}{106 \text{ Documents to date}}$$

Last updated on 08 November, 2023 • Updated monthly

CiteScore rank 2022 ⓘ

Category	Rank	Percentile
Mathematics		
General Mathematics	#354/387	8th

[View CiteScore methodology >](#) [CiteScore FAQ >](#) [Add CiteScore to your site](#)





The Journal of the Indian Mathematical Society

Publishers'

Informatics Publishing Limited, The Indian Mathematical Society

Register Login

Online ISSN : 2455-6475

Print ISSN : 0019-5839

HOME
ABOUT THE JOURNAL
CURRENT
ARCHIVES
SUBSCRIPTIONS
EDITORIAL TEAM
Q SEARCH

ONLINE FIRST

About the Journal



Editor : Preetush Chandra
 Online ISSN : 2455-6475
 Print ISSN : 0019-5839
 Frequency : Quarterly
 Publisher/s : Informatics Publishing Limited, The Indian Mathematical Society

The Indian Mathematical Society began publishing Progress Reports right from 1907 and then the Journal from 1908 (The 1908 and 1909 issues of the Journal are entitled "The Journal of the Indian Mathematical Club"). From 1910 onwards, it is published as its current title "The Journal of Indian

Mathematical Society.

The Journal is Indexed in Scopus with H Index 3. It may be noted all Scopus Indexed journals are part of UGCCARE list Group II (see <https://ugccare.unipune.ac.in/Apps1/User/WebA/CAREList>)



Indexed in
Scopus



Important Note

2022-09-24

Neither Informatics nor the Indian Mathematical Society has appointed any agent for publishing papers in the Journal of the Indian Mathematical Society. Also, none of us charge any publication/ processing/ page charges or any other fees for publishing a paper

[READ MORE >](#)

Call for Paper

2022-09-24

Submit a Manuscript

AUTHORS CORNER

- Instructions to Authors
- Indexing/Abstracting
- Journal Policies and Ethics
- Preparation of Manuscript
- CrossMark Policy
- Information for Reviewers
- Submission Process
- Pre-submission checklist
- Subscriptions

EDITORIAL TEAM

Editors-Chief



Preetush Chandra
 Professor (Retired), Indian Institute of Technology Kanpur, Kanpur, India

[Read More](#)

MOST READ ARTICLES

- Some Convergence Criteria for Fourier Series
● 25
- The Continuous Fractional Wavelet Transform on W -Type Spaces
● 10
- Pseudo-Differential Operators of Homogeneous Symbol Associated with n -Dimensional Hankel Transformation
● 10
- A Simple Generalization of Euler Numbers and Polynomials
● 10
- On Nagata's Result about Height One Maximal Ideals and Depth One Minimal Prime Ideals (I)
● 10







The Journal of the Indian Mathematical Society
 Online ISSN : 2455-6475
 Print ISSN : 0019-5839
 Publishers'
 Informatics Publishing Limited, The Indian Mathematical Society

HOME / ARCHIVES / VOLUME 90, ISSUE 1-2, JANUARY-JUNE 2023 / [Articles](#)

The Connected Edge-To-Vertex Geodetic Number of a Graph

“ [Jump To References Section](#) ”

 J. John

 Department of Mathematics, Government College of Engineering, Tirunelveli-627007, IN

 Sujitha S.

 Department of Mathematics, Holy Cross College (Autonomous), Nagercoil, IN

DOI: <https://doi.org/10.18311/jims/2023/26328>

Keywords: Geodesic, Edge-To-Vertex Geodetic Number, Connected Edge-To-Vertex Geodetic Number.

05C12.

ABSTRACT

Let $G = (V, E)$ be a graph. A subset $S \subseteq E$ is called an edge-to-vertex geodetic set of G if every vertex of G is either incident with an edge of S or lies on a geodesic joining a pair of edges of S . The minimum cardinality of an edge-to-vertex geodetic set of G is $g_{ev}(G)$. Any edge-to-vertex geodetic set of cardinality $g_{ev}(G)$ is called an edge-to-vertex geodetic basis of G . A connected edge-to-vertex geodetic set of a graph G is an edge-to-vertex geodetic set S such that the subgraph $G[S]$ induced by S is connected. The minimum cardinality of a connected edge-to-vertex geodetic set of G is the connected edge-to-vertex geodetic number of G and is denoted by $g_{cev}(G)$. Some general properties satisfied by this concept are studied. The connected graphs G of size q with connected edge-to-vertex geodetic number 2 or q or $q - 1$ are characterized. It is shown that for any three positive integers q, a and b with $2 \leq a \leq b \leq q$, there exists a connected graph G of size q , $g_{ev}(G) = a$ and $g_{cev}(G) = b$.





Source details

Tuijin Jishu/Journal of Propulsion Technology

Scopus coverage years: from 1991 to Present

Publisher: Journal of Propulsion Technology

ISSN: 1001-4055

Subject area: Engineering: Aerospace Engineering

Source type: Journal

CiteScore 2022 ⓘ
1.1

SJR 2022 ⓘ
0.322

SNIP 2022 ⓘ
1.069

[View all documents >](#) [Set document alert](#) [Save to source list](#) [Source Homepage](#)

[CiteScore](#) [CiteScore rank & trend](#) [Scopus content coverage](#)

i Improved CiteScore methodology ✕

CiteScore 2022 counts the citations received in 2019-2022 to articles, reviews, conference papers, book chapters and data papers published in 2019-2022, and divides this by the number of publications published in 2019-2022. [Learn more >](#)

CiteScore 2022 ▼

$$1.1 = \frac{1,603 \text{ Citations } 2019 - 2022}{1,435 \text{ Documents } 2019 - 2022}$$

Calculated on 05 May, 2023

CiteScoreTracker 2023 ⓘ

$$1.2 = \frac{1,662 \text{ Citations to date}}{1,351 \text{ Documents to date}}$$

Last updated on 08 November, 2023 • Updated monthly

CiteScore rank 2022 ⓘ

Category	Rank	Percentile
Engineering		
└ Aerospace Engineering	#101/137	26th

[View CiteScore methodology >](#) [CiteScore FAQ >](#) [Add CiteScore to your site](#)





Tuijin Jishu, which translates to "Propulsion Technology" in English, is a prestigious and cutting-edge academic journal dedicated to advancing the field of propulsion engineering and technology. Our mission is to serve as a platform for researchers, engineers, and enthusiasts alike to share their knowledge, discoveries, and innovations in the propulsion domain.

At Tuijin Jishu, we believe that propulsion technology is at the forefront of modern scientific and engineering achievements, driving humanity forward in space exploration, aviation, transportation, and beyond. As such, we are committed to promoting the dissemination of high-quality, peer-reviewed research that pushes the boundaries of propulsion systems, fuels, and related technologies.

Tuijin Jishu is a peer-reviewed open-access journal, ensuring that all published articles undergo rigorous scrutiny by expert reviewers in the field. We strive to maintain the highest standards of integrity and scientific accuracy, upholding the trust and credibility of our readers and contributors.

Our Journal covers a broad spectrum of propulsion-related topics, including but not limited to:

1. **Rocket Propulsion:** Advancements in chemical propulsion, hybrid systems, electric propulsion, and novel propulsion concepts.
2. **Aerospace Propulsion:** Cutting-edge research on aircraft engines, propulsion systems, and aerothermodynamics.
3. **Space Exploration:** Innovations in space propulsion, interplanetary travel, and propulsion challenges in long-duration missions.
4. **Green Propulsion:** Sustainable and eco-friendly propulsion technologies, biofuels, and reducing environmental impact.
5. **Advanced Materials:** Research on materials for propulsion systems, thermal management, and

Indexed by



Tuijin Jishu/Journal of Propulsion Technology
 ISSN: 1001-4055
 Vol. 44 No. 3 (2023)

Results on Eccentric Hypergraph of A K-Uniform Tight Cycle

¹ P. Selva Renuka, ² M. K. Angel Jebitha, ³ S. Sujitha

¹ Research Scholar

Manonmaniam Sundaranar University, Tirunelveli-627012.

^{2,3} PG Research Department of Mathematics Holy Cross College (Autonomous) Nagercoil- 629004, Tamil Nadu, India.

Abstract : Let $\mathcal{H} = (V, E)$ be a hypergraph. The eccentric hypergraph $EH[\mathcal{H}] = (V, E')$ of a hypergraph \mathcal{H} is the hypergraph that has the same vertex set as in \mathcal{H} and the edge set is defined by $E' = \{S_x \subseteq V, x \in S_x / \text{for any vertex other than } x \text{ in } S_x \text{ is an eccentric vertex of } x\}$. In this paper we study about some results on eccentric k-uniform tight cycle.

Keywords: eccentric hypergraph, r-uniform hypergraph, tight cycle.
 AMS subject classification: 05C65

1. Introduction

The Hamilton cycles plays a main role in graph theory, a classic result of O. Ore in 1960 is that if the degree sum of any two independent vertices in an n-vertex graph is at least n, then the graph contains a Hamilton cycle. We generalize it in hypergraph. This has led to the study on eccentric tight Hamilton cycle. In [3], the eccentric graph was studied and in [5], the eccentric graph of a hypergraph was introduced and discussed. In this paper, we generalise this concept as eccentric hypergraph of a hypergraph.

A hypergraph \mathcal{H} is defined as a pair $\mathcal{H} = (V, E)$, where V is a set of vertices and E is a set of non-empty subsets of V , known as hyperedges or edges. A hypergraph is called simple if it contains no induced edges. For $0 \leq r \leq n$, we define complete r-uniform hypergraph to be the simple hypergraph $K_n^r = (X, E)$ such that $|X| = n$ and $E(K_n^r)$ coincides with all the r-subsets of X . A hypergraph $\mathcal{H} = (X, E)$ is called bipartite if its vertex set X can be partitioned into two disjoint sets X_1 and X_2 in such a way that each hyperedge of cardinality greater than or equal to two contains vertices from both parts. It means that there is no such hyperedge inside X_1 and there is no such hyperedge inside X_2 . A complete r-partite hypergraph is an r-uniform hypergraph $\mathcal{H} = (X, E)$ such that the set X can be partitioned into r-non-empty parts, each edge contains precisely one vertex from each part and all such subsets from E . It is denoted by $K_{n_1, n_2, \dots, n_r}^r$. In a hypergraph $\mathcal{H} = (X, E)$, an alternating sequence $x_0 E_0 x_1 E_1 \dots x_{t-1} E_{t-1} x_t$ of distinct vertices x_0, x_1, \dots, x_{t-1} and distinct edges E_0, E_1, \dots, E_{t-1} satisfying $x_i, x_{i+1} \in E_i, i = 0, 1, \dots, t-1$ is called a path connecting the vertices x_0 and x_t . If $x_0 = x_t$ then it is called a cycle. The value of t is called the length of the path or cycle respectively. The eccentricity $e(v)$ of vertex v is the maximum distance of v to any other vertex of G .

2. Main Result:

In [2], A. Dudek and A. Frieze study about tight Hamilton cycles in random uniform hypergraphs and random Structures. In this section, eccentric hypergraph of k-uniform tight cycle is discussed.

Definition:2.1 Let $\mathcal{H} = (V, E)$ be a hypergraph. The eccentric hypergraph $EH[\mathcal{H}] = (V, E')$ of a hypergraph \mathcal{H} is the hypergraph that has the same vertex set as \mathcal{H} and the edge set is defined by $E' = \{S_x \subseteq V, x \in S_x / \text{for any vertex other than } x \text{ in } S_x \text{ is an eccentric vertex of } x\}$.

Master Journal List

Search Journals

Match Manuscript

Downloads

Help C



The power of the Web of Science™ on your mobile device, wherever inspiration strikes.

Dismiss

Learn More

Already have a manuscript?

Use our Manuscript Matcher to find the best relevant journals!

Find a Match

Refine Your Search Results

Indian Journal of natural Sciences

Search

Sort By: Relevancy

Search Results

Found 20,891 results (Page 1)

Share These Results

Exact Match Found

INDIAN JOURNAL OF NATURAL SCIENCES

Publisher: TAMIL NADU SCIENTIFIC RESEARCH ORGANISATION , NO 46-141, MEENAKSHIPURAM RD, NEAR POST OFFICE, PUDUKKOTTAI DIST, TAMIL NADU, INDIA, ARIMALAM, 622 201

ISSN / eISSN: 0976-0997

Additional Web of Science Indexes: Zoological Record

Share This Journal

View profile page

* Requires free login.

Other Possible Matches





TamilNadu Scientific Research Organisation

SCIENCE FOR RURAL PROSPERITY



[Annual Reports](#)


[Research Journal](#)


[Send Your Articles](#)


Research Journal



Connecting People with Nature

INDIAN JOURNAL OF NATURAL SCIENCES

ISSN: 0976-0997 (Print, Bimonthly) Multidisciplinary Sciences

Regd.Off : C/o TNSRO, NO 46-141, Meenakshipuram Rd, Arimalam 622 201, Pudukkottal, Tamil Nadu, India



National Academy of Agricultural Sciences

NAAS Score of Science Journals

JRNID:1085, NAAS Score : 4.34 / 2024



INTERNATIONAL

Scientific Indexing

ISI IMPACT FACTOR : 2.742 (2023-2024)



OPEN ACCESS

[Click Here to See Policy](#)

Tamil Nadu Scientific Research Organization is working for the promotion of society by transferring science & technology since 1997. We are very keen in appreciating and recognizing the contribution of every one of you. We are publishing Indian Journal of Natural Sciences - IJONS from August 2010. The Journal is peer reviewed International Journal for publication of Original Research papers / Reviews/ Short communications/Book reviews/ Reports on conferences/Seminar, Important events, News of Interest, Special articles, General articles etc.

Call for Papers: Investigations related to science in all branches

Subjects to be Covered

- [Home](#)
- [About Us](#)
- [Aims & Objectives](#)
- [Legal Status](#)
- [Achievements](#)
- [Membership](#)
- [Events](#)
- [Students Project](#)
- [MoUs](#)
- [Community Radio Station](#)
- [Plant Science Research Division \(PSRD\)](#)
- [Holistic Health Sciences & Research](#)
- [Organization Structure](#)
- [Infrastructure](#)
- [Current Activities](#)
- [Annual Report](#)
- [Research Journal](#)
- [Projects](#)
- [Publications](#)
- [Donate](#)
- [Documents / Reports](#)
- [Gallery](#)
- [News Clippings](#)
- [FAQs](#)
- [Contact us](#)





Distance based Topological Indices of a Nanorod Graph

Sobiya. S.¹, Sujitha. S.² and Angel Jebitha. M. K.²

¹Research Scholar (Reg.No:19213042092014), Department of Mathematics, Holy Cross College, Nagercoil, Kanyakumari District (Affiliated to Manonmaniam Sundaranar University, Abishekapatti, Tirunelveli), Tamil Nadu, India.

²Assistant Professor, Department of Mathematics, Holy Cross College, Nagercoil, Kanyakumari District (Affiliated to Manonmaniam Sundaranar University, Abishekapatti, Tirunelveli) Tamil Nadu, India.

Received: 18 Sep 2023

Revised: 10 Oct 2023

Accepted: 14 Dec 2023

*Address for Correspondence

Sujitha. S

Assistant Professor,

Department of Mathematics,

Holy Cross College, Nagercoil, Kanyakumari District

(Affiliated to Manonmaniam Sundaranar University, Abishekapatti, Tirunelveli)

Tamil Nadu, India.

E.mail: sujitha.s@holycrossngl.edu.in



This is an Open Access Journal / article distributed under the terms of the Creative Commons Attribution License (CC BY-NC-ND 3.0) which permits unrestricted use, distribution, and reproduction in any medium, provided the original work is properly cited. All rights reserved.

ABSTRACT

In this article, we determine the distance-based topological indices such as Wiener index, Hyper Wiener index, Vertex Szeged index, Edge Szeged index, Edge-vertex Szeged index, Total Szeged index, and Padmakar-Ivan index of a Nanorod graph constructed from NaOH concentration. Additionally, we compare the numerical values of these distance-based topological indices with $k = 0.1, 0.09, 0.08, 0.07, 0.06, 0.05, 0.04, 0.03, 0.02$ and 0.01 .

Keywords: Nanorod graph, Wiener index, Hyper Wiener index, Vertex Szeged index, Edge Szeged index, Edge-vertex Szeged index, Total Szeged index, Padmakar-Ivan index.

AMS Subject Classification: 05C90, 05C92

INTRODUCTION

For notation and graph theory terminology not provided here, we refer to [Gary Chartrand, 2006]. In recent years, graph theory has generated significant interest in the field of mathematical chemistry, attracting mathematicians to formulate chemical structures and material properties. Chemical graph theory has numerous real-life applications and has gained popularity among researchers. A topological index is a numerical invariant of a molecular descriptor. It is also referred to as a graph-theoretic index, representing a numerical quantity associated with the molecular

65886





Source details

Tuijin Jishu/Journal of Propulsion Technology

Scopus coverage years: from 1991 to Present

Publisher: Journal of Propulsion Technology

ISSN: 1001-4055

Subject area: Engineering: Aerospace Engineering

Source type: Journal

[View all documents >](#) [Set document alert](#) [Save to source list](#) [Source Homepage](#)

CiteScore 2022 ⓘ
1.1

SJR 2022 ⓘ
0.322

SNIP 2022 ⓘ
1.069

[CiteScore](#) [CiteScore rank & trend](#) [Scopus content coverage](#)

i Improved CiteScore methodology ✕

CiteScore 2022 counts the citations received in 2019-2022 to articles, reviews, conference papers, book chapters and data papers published in 2019-2022, and divides this by the number of publications published in 2019-2022. [Learn more >](#)

CiteScore 2022 ▼

1.1 = $\frac{1,603 \text{ Citations 2019 - 2022}}{1,435 \text{ Documents 2019 - 2022}}$

Calculated on 05 May, 2023

CiteScoreTracker 2023 ⓘ

1.2 = $\frac{1,662 \text{ Citations to date}}{1,351 \text{ Documents to date}}$

Last updated on 08 November, 2023 • Updated monthly

CiteScore rank 2022 ⓘ

Category	Rank	Percentile
Engineering		
Aerospace Engineering	#101/137	26th

[View CiteScore methodology >](#) [CiteScore FAQ >](#) [Add CiteScore to your site 🌐](#)





Tuijin Jishu, which translates to "Propulsion Technology" in English, is a prestigious and cutting-edge academic journal dedicated to advancing the field of propulsion engineering and technology. Our mission is to serve as a platform for researchers, engineers, and enthusiasts alike to share their knowledge, discoveries, and innovations in the propulsion domain.

At Tuijin Jishu, we believe that propulsion technology is at the forefront of modern scientific and engineering achievements, driving humanity forward in space exploration, aviation, transportation, and beyond. As such, we are committed to promoting the dissemination of high-quality, peer-reviewed research that pushes the boundaries of propulsion systems, fuels, and related technologies.

Tuijin Jishu is a peer-reviewed open-access journal, ensuring that all published articles undergo rigorous scrutiny by expert reviewers in the field. We strive to maintain the highest standards of integrity and scientific accuracy, upholding the trust and credibility of our readers and contributors.

Our journal covers a broad spectrum of propulsion-related topics, including but not limited to:

1. **Rocket Propulsion:** Advancements in chemical propulsion, hybrid systems, electric propulsion, and novel propulsion concepts.
2. **Aerospace Propulsion:** Cutting-edge research on aircraft engines, propulsion systems, and aerothermodynamics.
3. **Space Exploration:** Innovations in space propulsion, interplanetary travel, and propulsion challenges in long-duration missions.
4. **Green Propulsion:** Sustainable and eco-friendly propulsion technologies, biofuels, and reducing environmental impact.
5. **Advanced Materials:** Research on materials for propulsion systems, thermal management, and

Indexed by



Tuijin Jishu/Journal of Propulsion Technology
ISSN: 1001-4055
Vol. 44 No. 3 (2023)

Adjacent Line Graph in Ferrers Graph

^[1]R. Chenthil ThangaBama, ^[2]S. Sujitha

^[1] Register Number 18113132092001, Research Scholar, Department of Mathematics, Holy Cross College (Autonomous), Nagercoil-629 004, India. email: chenthilthangabama@gmail.com
^[2]Assistant Professor, Department of Mathematics, Holy Cross College (Autonomous), Nagercoil-629 004, India. email: sujitha.s@holycrossnsl.edu.in
Affiliated to Manonmaniam Sundaranar University, Abishekapatti, Tirunelveli-627 012, Tamil Nadu, India

Abstract:

A simple graph $G = (V, E)$ is a Ferrers graph if for all distinct $x, y, z, w \in V$ if $xy \in E$ and $zw \in E$ then either $xw \in E$ or $yz \in E$. In this paper, we study the adjacent line graph of a ferrers graphs. We also check the conditions for adjacent line graphs of Path, Cycle, Complete, Star graphs to be ferrers. Also a sufficient condition has been given for a graph sothat its adjacent line graph is not ferrers.

2000 Mathematics Subject Classification: 05C50, 05C25.

Keywords: Ferrers graph, Infringe ferrers graph, line graph, adjacent line graph.

1. Introduction

For graph theory notations and terminology not given here we refer it from [1]. The line graph of an undirected graph G is another graph $L(G)$ that represents the adjacencies between edges of G . Let $G = (V, E)$ be a simple graph with at least one pair of adjacent edges. The adjacent line graph of G , denoted by $AL(G)$, is a graph with the vertex set $V_{AL} = \{v_{ij}/e_i \text{ and } e_j \text{ are adjacent in } G\}$ and two vertices v_{ij} and v_{kl} are adjacent in $AL(G)$, if and only if, either e_i and e_k or e_i and e_l or e_j and e_k or e_j and e_l are adjacent to each other in G . [7].

Ferrers relation was introduced in [2] for the first time has been utilized for different purposes in extensive and various science fields. The relation was used with concept lattices in formal concept analysis. Some graphs associated by the relation were linked together concept lattices again. We already proved some results [4] on Ferrer trees and its distance character. The upper bounds for distance function (u, v) for all $u, v \in V$. Throughout the paper, we consider connected graph.

In this paper our intention is to move a step forward in the investigation of the adjacent line graph of a Ferrers graph and its properties. We also check the conditions for adjacent line graphs of Path, Cycle, Complete, Star graphs to be Ferrers. Also a sufficient condition has been given for a graph so that its adjacent line graph is not Ferrers.

Definition 1.1. [2] A simple graph G is a Ferrers graph if for all distinct $x, y, z, w \in V$ if $xy \in E$ and $zw \in E$ then either $xw \in E$ or $yz \in E$. Since $xy \in E$ if and only if $yx \in E$ holds for all simple graphs, the definition of Ferrers graph must be extended to if $xy \in E$ and $zw \in E$, then either $xw \in E$ or $yz \in E$ or $xz \in E$ or $yw \in E$.

Definition. 1.2. [4] Graphs which do not satisfy the above conditions are classified as non- Ferrers graphs. Also, there are graphs which do not have at least four distinct vertices $x, y, z, w \in G$ such that $xy, zw \in G$. That is, the graph does not exist at least two disjoint edges to verify Ferrers condition. This class of graphs is classified as infringe-Ferrers graphs. The obvious examples are C_3 and P_3 . The following Theorems are used in the sequel.

Theorem 1.3. [4] Let G be a tree. Then G is a Ferrers tree if and only if G has two internal vertices.



Source details

Journal of Public Mental Health

Scopus coverage years: from 1999 to 2000, from 2003 to Present

Publisher: Emerald Publishing

ISSN: 1746-5729 E-ISSN: 2042-8731

Subject area: Medicine: Psychiatry and Mental Health Medicine: Public Health, Environmental and Occupational Health

Source type: Journal

- [View all documents >](#)
- [Set document alert](#)
- [Save to source list](#)

CiteScore 2022 ⓘ
2.0

SJR 2022 ⓘ
0.415

SNIP 2022 ⓘ
0.441

[CiteScore](#) [CiteScore rank & trend](#) [Scopus content coverage](#)

i Improved CiteScore methodology ✕

CiteScore 2022 counts the citations received in 2019-2022 to articles, reviews, conference papers, book chapters and data papers published in 2019-2022, and divides this by the number of publications published in 2019-2022. [Learn more >](#)

CiteScore 2022 ⌵

$$2.0 = \frac{252 \text{ Citations 2019 - 2022}}{129 \text{ Documents 2019 - 2022}}$$

Calculated on 05 May, 2023

CiteScoreTracker 2023 ⓘ

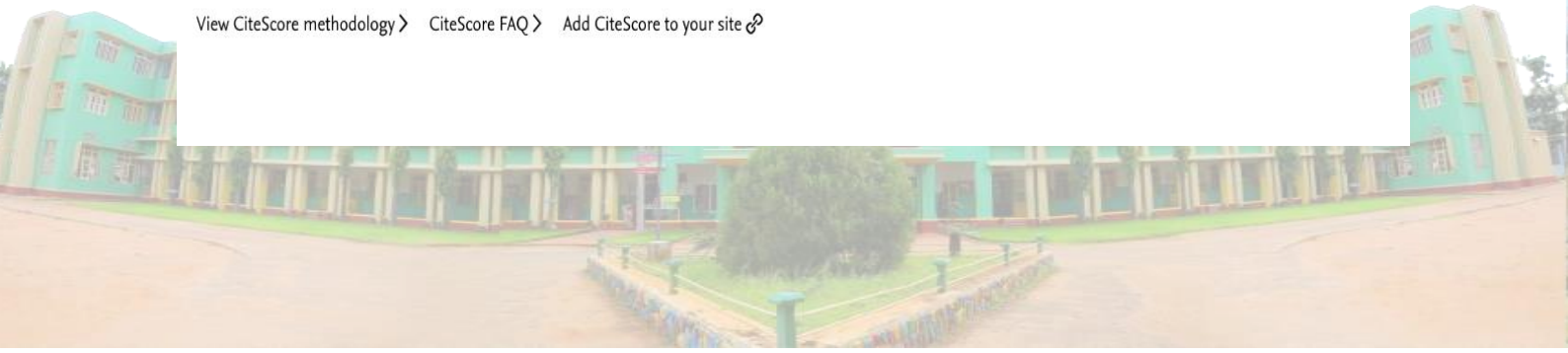
$$2.3 = \frac{278 \text{ Citations to date}}{119 \text{ Documents to date}}$$

Last updated on 05 April, 2024 • Updated monthly

CiteScore rank 2022 ⓘ

Category	Rank	Percentile
Medicine		
Psychiatry and Mental Health	#338/531	36th
Medicine		
Public Health, Environmental and Occupational Health	#378/577	34th

[View CiteScore methodology >](#) [CiteScore FAQ >](#) [Add CiteScore to your site](#)



Master Journal List

Search Journals

Match Manuscript

Downloads

Help C

NEW The power of the Web of Science™ on your mobile device, wherever inspiration strikes. Dismiss Learn More

Already have a manuscript? Use our Manuscript Matcher to find the best relevant journals! Find a Match

Filters Clear All Web of Science Coverage Open Access Category Country / Region Language Frequency Journal Citation Reports

Refine Your Search Results

Journal of Public Mental Health Search

Sort By: Relevancy

Search Results

Found 3,138 results (Page 1) Share These Results

Exact Match Found

JOURNAL OF PUBLIC MENTAL HEALTH Publisher: EMERALD GROUP PUBLISHING LTD, Floor 5, Northspring 21-23 Wellington Street, Leeds, England, W YORKSHIRE, LS1 4DL ISSN / eISSN: 1746-5729 / 2042-8731 Web of Science Core Collection: Emerging Sources Citation Index Share This Journal View profile page *Requires free login.

Other Possible Matches

The MJL will undergo scheduled maintenance on April 22, 2024. During this time, access may be intermittent. We apologize for any inconvenience.

Access and authentication: Please [visit our page.](#)

Close ✕

Welcome Guest user

Enter your search terms here



Advanced search

[Home](#) / [Journals](#) / Journal of Public Mental Health

Journal of Public Mental Health

The art, science and politics of creating a mentally healthy society

Issue(s) available: **89** – From Volume: 1 Issue: 1, to Volume: 23 Issue: 1

Subject: [Health & social care](#) > [Mental health](#) > [Public mental health](#)

Subscribe to table of contents alerts

[RSS feed](#)

Search within this journal



[All issues](#)

[EarlyCite](#)

▼ Volume 23

- [Issue 1](#) 2024

▼ Volume 22

- [Issue 4](#) 2023
- [Issue 3](#) 2023 *Equity and inclusion: people, power and politics - the potential of citizenship to transform mental he...*
- [Issue 2](#) 2023
- [Issue 1](#) 2023

▼ Volume 21

- [Issue 4](#) 2022
- [Issue 3](#) 2022
- [Issue 2](#) 2022
- [Issue 1](#) 2022 *Suicide and self-harm: new research directions*

▼ Volume 20

- [Issue 4](#) 2021
- [Issue 3](#) 2021





Welcome Guest user


Enter your search terms here Advanced search

[Home](#) / [Journals](#) / [Journal of Public Mental Health](#) / [Volume 22 Issue 4](#)
 / Psychological wellbeing and avoidance strategies as moderators between excessive social media use and academic performance among Indi

To read this content please select one of the options below:

[Add to cart](#)  £27.00 (excl. tax)
30 days to view and download

 [Access through your institution](#)

 [Access and purchase options](#) ▾

Psychological wellbeing and avoidance strategies as moderators between excessive social media use and academic performance among Indian college students

[Antin Mary Siluvai, Hesil Jerda George, Satyanarayana Parayitam](#) ▾

[Journal of Public Mental Health](#)

JSSN: 1746-5729

(International Article Standard
 Serial publication date: 6 November 2023

[Permissions](#) 

(Number.) publication date: 4 December 2023

DOWNLOADS

 119

Abstract

Purpose

This study aims to assess the negative aspect of social media use among college students in India. A conceptual model showing the relationship between excessive social media use (ESMU) and academic performance of college students has been developed and tested. Further, the moderating role of psychological well-being and avoidance strategies were investigated.

Design/methodology/approach

A survey instrument was developed, and data was collected from 557 college students from higher educational institutions in southern India. First, the psychometric properties of the measures were tested using the Lisrel software for covariance-based structural equation modeling. Second, the structural model was tested by using PROCESS macros.

Findings

The results reveal that ESMU is a precursor to anxiety and academic performance. The findings also indicate that anxiety mediates the relationship between ESMU and academic performance. Psychological well-being and avoidance strategies were significant moderators in the relationship between ESMU and anxiety.

Originality/value

The multi-layered conceptual model was developed and tested in the context of a developing country (India) and investigated the effect of ESMU by college students on their academic performance and anxiety. The three-way interaction between psychological well-being (first moderator), avoidance strategies (second moderator) and ESMU





Source details

South East Asian Journal of Mathematics and Mathematical Sciences

Scopus coverage years: from 2019 to Present

Publisher: Ramanujan Society of Mathematics and Mathematical Sciences

ISSN: 0972-7752 E-ISSN: 2582-0850

Subject area: [Mathematics: Algebra and Number Theory](#) [Mathematics: Applied Mathematics](#) [Mathematics: Analysis](#)
[Mathematics: Discrete Mathematics and Combinatorics](#) [Mathematics: Computational Mathematics](#)

Source type: Journal

CiteScore 2022 0.2

SJR 2022 0.133

SNIP 2022 0.152

[View all documents >](#) [Set document alert](#) [Save to source list](#) [Source Homepage](#)

[CiteScore](#) [CiteScore rank & trend](#) [Scopus content coverage](#)

i Improved CiteScore methodology x

CiteScore 2022 counts the citations received in 2019-2022 to articles, reviews, conference papers, book chapters and data papers published in 2019-2022, and divides this by the number of publications published in 2019-2022. [Learn more >](#)

CiteScore 2022 v

0.2 = $\frac{64 \text{ Citations 2019 - 2022}}{340 \text{ Documents 2019 - 2022}}$

Calculated on 05 May, 2023

CiteScoreTracker 2023 o

0.3 = $\frac{112 \text{ Citations to date}}{365 \text{ Documents to date}}$

Last updated on 08 November, 2023 • Updated monthly

CiteScore rank 2022 o

Category	Rank	Percentile
Mathematics		
Algebra and Number Theory	#114/117	2nd
Mathematics		
Applied Mathematics	#597/609	2nd
Mathematics		
Analysis	#184/187	1st

[View CiteScore methodology >](#) [CiteScore FAQ >](#) [Add CiteScore to your site o](#)



[Back to rsmams.org](#)
[Feedback](#)
[Contact Us](#)



South East Asian Journal of Mathematics and Mathematical Sciences
 PRINT ISSN : 0972-7752 | ONLINE ISSN : 2582-0850

[HOME](#)
[ARTICLES -](#)
[EDITORIAL BOARD -](#)
[SUBMIT A PAPER](#)
[GUIDELINES](#)
[CALL FOR PAPERS](#)
[FOR AUTHORS](#)

[POLICY -](#)
[CONTACT US](#)

South East Asian Journal of Mathematics and Mathematical Sciences > Home

HOME



It is an internationally reputed Research Journal South East Asian Journal of Mathematics and Mathematical Sciences published by the Ramanujan Society of Mathematics and Mathematical Sciences. The Journal is Indexed in Scopus. It may be noted all Scopus Indexed journals are part of UGC-CARE list Group II.

For authors willing to submit papers:
 Check the [Call for Papers](#) for details regarding submission.
 Please read the [Guidelines](#) carefully before you submit.
 Submit your [Paper](#) following the regulatory Guidelines.

Details of Publication

The Journal is published one volume of three numbers of issue in each year.

Subscription rates: [Subscription Rates PDF file](#)
[Contact Us](#) if you are interested in the subscription of this publication.

News & Events


Submission method of article through new website of journal

National Council for Science & Technology Communication (RASHTRIYA VIGYAN EVAM PRODYOGIKI SANCHAR PARISHAD) Department of Science and Technology sponsored workshop during November 15-19, 2023

Published issue of Journal of Ramanujan Society of Mathematics and Mathematical

Copyright 2014 Powered by Ramanujan Society of Mathematics and Mathematical Sciences. All Rights Reserved.
 Design By : Hyper Nit Solutions

Total View : Visitor Counter



South East Asian J. of Mathematics and Mathematical Sciences
Vol. 19, No. 3 (2023), pp. 347-358

DOI: 10.56827/SEAJMMS.2023.1903.27

ISSN (Online): 2582-0850

ISSN (Print): 0972-7752

SUM CONNECTIVITY MATRIX AND ENERGY OF A T_2 HYPERGRAPH

Sharmila D., Sujitha S.* and Angel Jebitha M. K.*

Department of Mathematics,
Manonmaniam Sundaranar University,
Abishekapatti, Tirunelveli, Tamil Nadu, INDIA

E-mail : sharmilareegan10@gmail.com

*PG and Research Department of Mathematics,
Holy Cross College (Autonomous),
Nagercoil, Tamil Nadu, INDIA

E-mail : sujitha.s@holycrossngl.edu.in, angeljebitha@holycrossngl.edu.in

(Received: Oct. 21, 2023 Accepted: Dec. 23, 2023 Published: Dec. 30, 2023)

Abstract: Let H be a T_2 hypergraph with $n \geq 4$. The sum connectivity matrix of H , denoted by $SC(H)$ is defined as the square matrix of order n , whose $(i, j)^{th}$ entry is $\frac{1}{\sqrt{d_i+d_j}}$ if x_i and x_j are adjacent and zero for other cases. The sum connectivity energy $SCE(H)$ of H is the sum of the absolute values of the eigenvalues of $SC(H)$. It is shown that, for a T_2 hypergraph $[SCE(H)] \leq [1 + n - \sqrt{\frac{n}{\delta}}]$, where δ is the minimum degree of H .

Keywords and Phrases: T_2 hypergraph, sum connectivity matrix, sum connectivity energy.

2020 Mathematics Subject Classification: 05C65, 05C50.

1. Introduction

The basic definitions and terminologies of a hypergraph are not given here and we refer to it [1] and [5]. The concept of hypergraph was introduced by Berge in 1967. In 2017, Seena V and Raji Pilakkat introduced Hausdorff hypergraph,



Scopus Preview



Source details

Ars Combinatoria

Not currently covered by Scopus: from 1994 to 2021, 2023

Publisher: Charles Babbage Research Centre

ISSN: 0301-7672 E-ISSN: 2627-0284

Subject area: **Mathematics General mathematics**

Source type: Journal

- [View all documents \(\)](#)
- [Set document alert](#)
- [Save to source list](#)

CiteScore 2023 **0.3**

IQI 2023 **0.136**

ISI-IPF 2023 **0.313**

[CiteScore](#) [CiteScore rank & trend](#) [Scopus content coverage](#)

CiteScore 2023

$$0.3 = \frac{48 \text{ Citations } 2020 - 2023}{166 \text{ Documents } 2020 - 2023}$$

calculated on 01 May 2024

CiteScoreTracker 2024

$$0.4 = \frac{20 \text{ Citations to date}}{61 \text{ Documents to date}}$$

last updated on 01 July 2024 - updated monthly

CiteScore rank 2023

Category	Rank	Percentile
Mathematics		
General Mathematics	8124/1091	5th

[View CiteScore methodology \(\)](#) [CiteScore FAQ \(\)](#) [Add CiteScore to your site \(\)](#)





ISSN: 0381-7032 (print)
ISSN: 2817-5204 (online)

Ars Combinatoria

A Canadian Journal of Combinatorics

P.O. Box 7, University Centre University of Manitoba Winnipeg,
Manitoba R3T 2N2, Canada





Article

Independent Fixed Connected Geodetic Number of a Graph

P.Titus^{1,*} and S.Antin Mary²¹ Department of Mathematics, University College of Engineering Nagercoil, Anna University, Tirunelveli Region.² Department of Mathematics, Holy Cross College (Autonomous), Nagercoil, India.* Correspondence: titusvino@yahoo.com

Abstract: In this paper we introduce the concept of independent fixed connected geodetic number and investigate its behaviours on some standard graphs. Lower and upper bounds are found for the above number and we characterize the suitable graphs achieving these bounds. We also define two new parameters connected geo-independent number and upper connected geo-independent number of a graph. Few characterization and realization results are formulated for the new parameters. Finally an open problem is posed.

Keywords: Independent fixed connected geodetic set, Independent fixed connected geodetic number, Connected Geo-independent number, Upper connected Geo-independent number

Mathematics Subject Classification: 05C12

1. Introduction

The introduction of Graph Theory is a revolution in the field of Mathematics. Various concepts were made easily understandable by its simple expression through graphical models. By a graph G we mean V , the set of vertices; E , the set of edges together with a binary operation of association. We refer to [1–3] for basic graph theoretic terms. In G , a shortest $x - y$ path is also known as $x - y$ geodesic. The distance $d(x, y)$ is defined as the number of edges of an $x - y$ geodesic in G . For any two vertices x and y in G , the closed interval $I[x, y]$ is the collection of vertices on an $x - y$ geodesic. The closed interval $I[S, S']$, where $S, S' \subseteq V(G)$, is defined as the union of subintervals $I[x, y]$ for some $x \in S$ and $y \in S'$. i.e., $I[S, S'] = \bigcup_{x \in S, y \in S'} I[x, y]$. A vertex v in G is called an *extreme vertex* or *simplicial vertex* if the subgraph induced by its adjacent vertices is complete.

A set $S \subseteq V(G)$ is called a *geodetic set* or *geodomination set* if every vertex of G is on some $x - y$ geodesic where $x, y \in S$. The minimum cardinality of a geodetic set of G is called as the *geodetic number* of G , denoted by $g(G)$ [4–8]. If S is a geodetic set of G and $\langle S \rangle$ is connected, then S is called the *connected geodetic set* of G . Its minimum order is named as the *connected geodetic number* of G , denoted by $cg(G)$. A connected geodetic set of cardinality $cg(G)$ is called a *cg-set* of G [9]. Again parameters upper connected geodetic number and forcing connected geodetic number were defined and investigated in [10]. Santhakumaran and Titus first introduced the vertex geodomination number in [11] and further studied in [12, 13]. For any vertex x in G , a set $S \subseteq V(G)$ is called an *x -geodominating set* of G if every vertex v in G is on an $x - y$ geodesic for some y in S . The minimum cardinality of an x -geodominating set of G is defined as the *x -geodomination number* of G ,





Source details

Journal of Molecular Structure

Scopus coverage years: from 1967 to Present

Publisher: Elsevier

ISSN: 0022-2860

Subject area: Chemistry: Inorganic Chemistry Chemistry: Analytical Chemistry Chemistry: Spectroscopy
Chemistry: Organic Chemistry

Source type: Journal

[View all documents >](#) [Set document alert](#) [Save to source list](#)

CiteScore 2022 ⓘ
6.0

SJR 2022 ⓘ
0.482

SNIP 2022 ⓘ
0.954

[CiteScore](#) [CiteScore rank & trend](#) [Scopus content coverage](#)

ⓘ Improved CiteScore methodology ✕

CiteScore 2022 counts the citations received in 2019-2022 to articles, reviews, conference papers, book chapters and data papers published in 2019-2022, and divides this by the number of publications published in 2019-2022. [Learn more >](#)

CiteScore 2022 ▼

$$6.0 = \frac{46,017 \text{ Citations 2019 - 2022}}{7,633 \text{ Documents 2019 - 2022}}$$

Calculated on 05 May, 2023

CiteScoreTracker 2023 ⓘ

$$7.0 = \frac{59,553 \text{ Citations to date}}{8,464 \text{ Documents to date}}$$

Last updated on 05 March, 2024 • Updated monthly

CiteScore rank 2022 ⓘ

Category	Rank	Percentile
Chemistry		
└ Inorganic Chemistry	#19/78	76th
Chemistry		
└ Analytical Chemistry	#39/141	72nd
Chemistry		

[View CiteScore methodology >](#) [CiteScore FAQ >](#) [Add CiteScore to your site ↗](#)



Master Journal List

Search Journals

Match Manuscript

Downloads

Help Center

NEW

The power of the Web of Science™ on your mobile device, wherever inspiration strikes.

Dismiss

Learn More

Already have a manuscript?

Use our Manuscript Matcher to find the best relevant journals!

Find a Match

Refine Your Search Results

Journal of Molecular Structure

Search

Sort By: Relevancy

Search Results

Found 964 results (Page 1)

Share These Results

Filters

Clear All

Web of Science Coverage

Open Access

Category

Country / Region

Language

Frequency

Journal Citation Reports

Exact Match Found

JOURNAL OF MOLECULAR STRUCTURE

Publisher: ELSEVIER , RADARWEG 29, AMSTERDAM, Netherlands, 1043 NX

ISSN / eISSN: 0022-2860 / 1872-8014

Web of Science Core Collection: Science Citation Index Expanded

Additional Web of Science Indexes: Current Contents Physical, Chemical & Earth Sciences | Essential Science Indicators

Share This Journal

View profile page

* Requires free login.

Other Possible Matches





Journal of Molecular Structure

Supports open access

6

CiteScore

3.8

Impact Factor

Articles & Issues About Publish Order journal Search in this journal Submit your article Guide for authors

About the journal

The *Journal of Molecular Structure* is dedicated to the publication of full-length articles and review papers, providing important **new structural information** on all types of chemical species including:

• Stable and unstable **molecules** in all types of environments (vapour, molecular beam, liquid, ...)

[View full aims & scope](#)

\$3530

Article publishing charge for open access

10 days

Time to first decision

67 days

Review time

82 days

Submission to acceptance

[View all insights](#)

Editor-in-Chief [View full editorial board](#)

Articles

Latest published Articles in press Top cited Most downloaded Most popular

Research article • Abstract only

Synthesis and antibacterial activities of novel hybrid molecules based on benzothiazole, benzimidazole, benzoxazole, and pyrimidine derivatives, each connected to *N*-arylacetamide and benzoate groups

Ahmed H.M. Elwally, ... Ismail A. Abdelhamed
2 July 2024

Research article • Abstract only

The effect of ligand/ metal-ligand ratio on the structural architectures of five different 1D zinc(II) coordination polymers with pyridyl derivative ligands

Juan Song, ... Hui-Ping Dai
2 July 2024

Research article • Abstract only

A novel and efficient boron-containing magnetic catalyst based on graphene oxide (GO-Fe₂O₃-BF₃) for synthesis of pyrazole and pyranopyrazole derivatives

Laila Amri-zintol, ... Soheba Khadraddah
2 July 2024

Research article • Abstract only

X-ray diffraction, structural analysis, quantum reactivity studies, molecular interactions, spectroscopic insights and antiepileptic activities of [Cu(C₂N₂H₂O₂)₂(NO₂)(H₂O)₂]NO₂ hybrid material by molecular docking

Wijhana Nait, ... Kamel Kaabi
2 July 2024

Research article • Abstract only

System energy and band gap prediction of titanium dioxide based on machine learning

Shengbin Chen, ... Bin Hu
2 July 2024

Research article • Abstract only

Probing the interaction of an antiviral drug 8-methoxy-3-nitro-2-(4-methoxyphenyl)-2H-chromene (MNC) with DNA by experimental and computational approach

Dipak Kumar Sahoo, Nilima Piyadaseni Mishra
2 July 2024

Research article • Abstract only

Structure, dielectric, and energy storage properties of perovskite CaTiO₃ ceramic synthesized using the natural calcium from Pensi shell (*Corbicula mookiana*) waste

Tjo Putra Werdani, ... Graeme R. Blake
2 July 2024

Research article • Abstract only

Investigating structural dynamics and sensing capabilities: Spectroscopic and DFT analysis of novel AIEE active deferasirox based organic sensor

Sana, ... Sohail Anjum Shaheed
2 July 2024

[Read latest issue](#)

More from Journal of Molecular Structure





Copper Ferrite nanoparticles synthesised using a novel green synthesis route: Structural development and photocatalytic activity

P. Aji Udhaya^{a,1}, Awais Ahmad^{b,1}, M. Meena^c, M. Abila Jeba Queen^a, M. Aravind^d, P. Velusamy^e, Tahani Mazyad Almutairi^f, Abdallah.A.A. Mohammed^f, Shafaqat Ali^{g,h}

Show more

Share Cite

<https://doi.org/10.1016/j.molstruc.2022.134807>

Get rights and content

Highlights

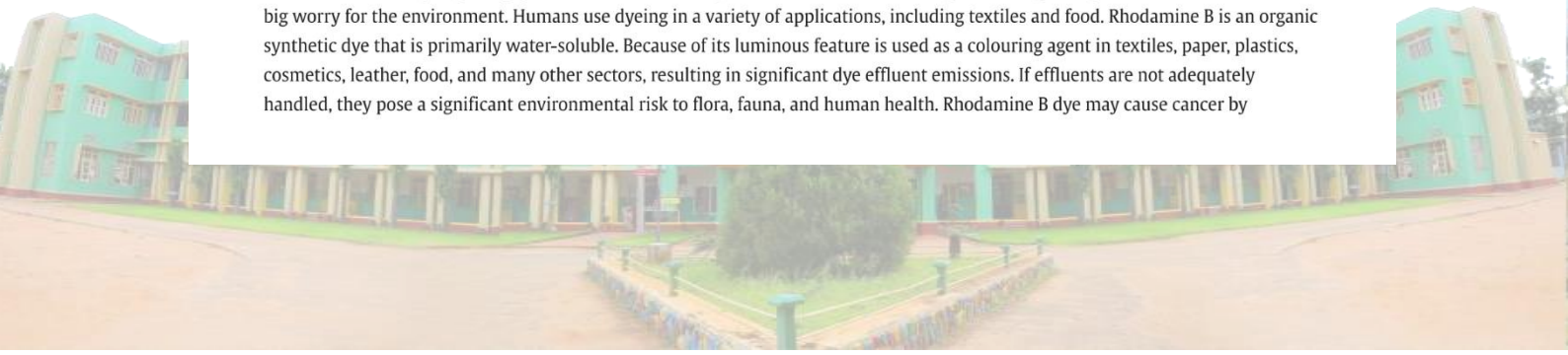
- Copper Ferrite nanoparticles synthesised using a novel green synthesis route.
- Cu-Fe NPs achieved high photocatalytic performance toward the removal of dyes.
- The copper ferrite NPs are suitable for waste water treatment and biomedical applications.

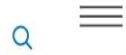
Abstract

The copper ferrite nanoparticles, recognized for their ferromagnetic characteristics, minimal conductivity, and superior electrochemical stability, were synthesized by a facile auto combustion approach using egg white as fuel via a green synthesis route. CuFe₂O₄ nanoparticles' structural, morphological, and optical properties were examined. XRD is used to determine the phase formation, particle size, and lattice parameter of spinel ferrite. X-ray Diffractometer (XRD), Fourier Transform Infrared Spectrometer (FTIR), Scanning Electron Microscopy (SEM), and Energy Dispersive X-ray analysis were used to rigorously examine the phase purity of the synthesized spinel ferrite. For morphological analysis, SEM and TEM were employed, whereas EDAX was used for elemental analyses. For a better knowledge of the conduction band (CB) and valence band (VB) boundaries of the produced nanoparticles, optical experiments were conducted by UV Diffuse Reflectance Spectroscopy. The degradation of Rhodamine B dye determined the photocatalytic competence of the synthesized sample under visible light. At regular intervals of time, the entire process was observed with a spectrophotometer. CuFe₂O₄ nanoparticles reveal a maximum photocatalytic degradation efficiency of around 94%, which is higher than that of CuFe₂O₄ nanoparticles prepared via other chemical route.

Introduction

Wastewater management is a significant challenge in developing nations because of the numerous industrial processes that meet human needs. The dyeing and pigment industries are a significant source of non-biodegradable organic dyes in wastewater, which is a big worry for the environment. Humans use dyeing in a variety of applications, including textiles and food. Rhodamine B is an organic synthetic dye that is primarily water-soluble. Because of its luminous feature is used as a colouring agent in textiles, paper, plastics, cosmetics, leather, food, and many other sectors, resulting in significant dye effluent emissions. If effluents are not adequately handled, they pose a significant environmental risk to flora, fauna, and human health. Rhodamine B dye may cause cancer by





Source details

Journal of Inorganic and Organometallic Polymers and Materials

Formerly known as: Journal of Inorganic and Organometallic Polymers

Scopus coverage years: 1996, from 2000 to 2001, from 2003 to Present

Publisher: Springer Nature

ISSN: 1574-1443 E-ISSN: 1574-1451

Subject area: Materials Science: Materials Chemistry Materials Science: Polymers and Plastics

Source type: Journal

CiteScore 2022 ⓘ
6.3

SJR 2022 ⓘ
0.530

SNIP 2022 ⓘ
0.789

[View all documents >](#)

[Set document alert](#)

[Save to source list](#)

[CiteScore](#) [CiteScore rank & trend](#) [Scopus content coverage](#)

i Improved CiteScore methodology ✕

CiteScore 2022 counts the citations received in 2019-2022 to articles, reviews, conference papers, book chapters and data papers published in 2019-2022, and divides this by the number of publications published in 2019-2022. [Learn more >](#)

CiteScore 2022 ▼

$$6.3 = \frac{9,198 \text{ Citations } 2019 - 2022}{1,467 \text{ Documents } 2019 - 2022}$$

Calculated on 05 May, 2023

CiteScoreTracker 2023 ⓘ


$$8.2 = \frac{12,630 \text{ Citations to date}}{1,537 \text{ Documents to date}}$$

Last updated on 05 March, 2024 • Updated monthly

CiteScore rank 2022 ⓘ

Category	Rank	Percentile
Materials Science		
└ Materials Chemistry	#78/306	74th
Materials Science		
└ Polymers and Plastics	#43/163	73rd

[View CiteScore methodology >](#) [CiteScore FAQ >](#) [Add CiteScore to your site ↻](#)



Master Journal List

Search Journals

Match Manuscript

Downloads

Help Center

NEW

The power of the Web of Science™ on your mobile device, wherever inspiration strikes.

Dismiss

Learn More

Already have a manuscript?

Use our Manuscript Matcher to find the best relevant journals!

Find a Match

Refine Your Search Results

Journal of Inorganic and Organometallic Polyme

Search

Sort By: Relevancy

Search Results

Found 999 results (Page 1)

Share These Results

Filters

Clear All

Web of Science Coverage

Open Access

Category

Country / Region

Language

Frequency

Journal Citation Reports

Exact Match Found

JOURNAL OF INORGANIC AND ORGANOMETALLIC POLYMERS AND MATERIALS

Publisher: SPRINGER, VAN GODEWIJCKSTRAAT 30, DORDRECHT, NETHERLANDS, 3311 GZ

ISSN / eISSN: 1574-1443 / 1574-1451


Web of Science Core Collection: Science Citation Index Expanded

Additional Web of Science Indexes: Current Contents Physical, Chemical & Earth Sciences | Essential Science Indicators

Share This Journal

View profile page

* Requires free login



Journal of Inorganic and Organometallic Polymers and Materials

Publishing model
Hybrid

[Submit your manuscript](#)

[Editorial board](#)

[Aims and scope](#)

[Journal updates](#)

Overview

The journal provides a comprehensive resource for theoretical and experimental research in inorganic and organometallic polymers and materials.

- Encompasses synthetic and natural substances that contain main group, transition, and inner transition elements
- Covers the synthesis, characterization, evaluation, phenomena, and applications of inorganic and organometallic polymers
- Read the [aims and scope text](#) before submitting

Editor

Martel Zeldin, Alaa S. Abd-El-Aziz

Impact factor
4.0 (2022)

5 year impact factor
3.2 (2022)

Submission to first decision (median)
6 days

Downloads
407,065 (2023)

For authors

[Submission guidelines](#)



[Language editing services](#)



[Ethics and disclosures](#)



[How to publish with us](#)



[Open Access fees and funding](#)



[Contact the journal](#)




[Collections and calls for papers](#)



[Home](#) > [Journal of Inorganic and Organometallic Polymers and Materials](#) > [Article](#)





Facile Synthesis of Ni²⁺ Doped MgFe₂O₄ Spinel Nanoparticles: Structural, Optical, Magnetic, and Dielectric Behavior

| Research | Published: 26 August 2023

| Volume 34, pages 374–386, (2024) [Cite this article](#)

**Journal of Inorganic and
Organometallic Polymers and
Materials**

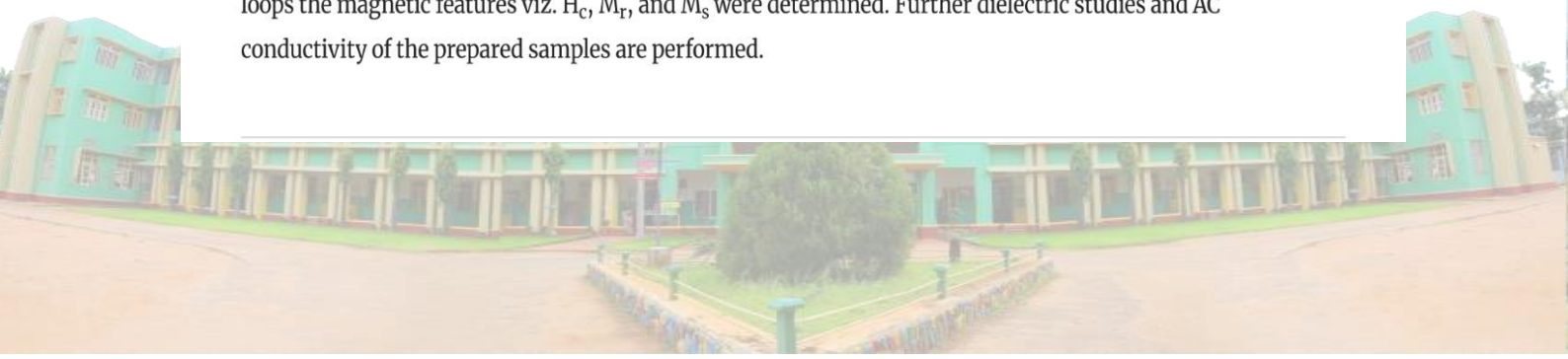
[Aims and scope](#) →[Submit manuscript](#) →

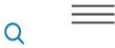
R. Revathi, M. Sukumar , Anuj Kumar, Manish Gupta, P. Aji Udhaya, Satbir S. Sehgal, Bidhan Pandit, M. Sundararajan , A. Subramani, Chandra Sekhar Dash , N. Senthilkumar & Mohd Ubaidullah 

 289 Accesses  3 Citations [Explore all metrics](#) →

Abstract

Nickel-doped magnesium cubic spinel ferrite nanoparticles (NPs) were prepared through the microwave combustion method (MCM). The structure of magnesium ferrite normal spinel is obtained from XRD analysis. The average crystallite size is between 26 and 17 nm. The elemental compositions and oxidizing states of Ni²⁺ doped MgFe₂O₄ ferrites were evaluated by using XPS analysis. The morphology of spinel nanoparticles was studied using HR-SEM images. The energy dispersive X-ray method is used for ensuring the presence of elements and the band gap value 2.09, 2.02, 1.85, and 1.82 eV have been obtained using the tau'c relation. The magnesium spinel structure is confirmed in the band at 434 and 561 cm⁻¹ which corresponds to the stretching vibration of the octahedral site (Mg²⁺–O²⁻) and tetrahedral site (Fe³⁺–O²⁻) respectively. From the hysteresis loops the magnetic features viz. H_c, M_r, and M_s were determined. Further dielectric studies and AC conductivity of the prepared samples are performed.





Source details

Journal of Materials Science: Materials in Electronics

Scopus coverage years: from 1990 to Present

Publisher: Springer Nature

ISSN: 0957-4522 E-ISSN: 1573-482X

Subject area: Engineering: Electrical and Electronic Engineering Physics and Astronomy: Condensed Matter Physics
Physics and Astronomy: Atomic and Molecular Physics, and Optics
Materials Science: Electronic, Optical and Magnetic Materials

Source type: Journal

[View all documents >](#) [Set document alert](#) [Save to source list](#)

CiteScore 2022 **4.6**

SJR 2022 **0.496**

SNIP 2022 **0.681**

[CiteScore](#) [CiteScore rank & trend](#) [Scopus content coverage](#)

i Improved CiteScore methodology ✕
 CiteScore 2022 counts the citations received in 2019-2022 to articles, reviews, conference papers, book chapters and data papers published in 2019-2022, and divides this by the number of publications published in 2019-2022. [Learn more >](#)

CiteScore 2022 ▼
4.6 = $\frac{40,235 \text{ Citations } 2019 - 2022}{8,708 \text{ Documents } 2019 - 2022}$
 Calculated on 05 May, 2023

CiteScoreTracker 2023 ⓘ
5.0 = $\frac{44,150 \text{ Citations to date}}{8,895 \text{ Documents to date}}$
 Last updated on 05 March, 2024 • Updated monthly

CiteScore rank 2022 ⓘ

Category	Rank	Percentile
Engineering		
Electrical and Electronic Engineering	#259/738	64th
Physics and Astronomy		
Condensed Matter Physics	#155/423	63rd

[View CiteScore methodology >](#) [CiteScore FAQ >](#) [Add CiteScore to your site](#)



NEW The power of the Web of Science™ on your mobile device, wherever inspiration strikes. Dismiss Learn More

Already have a manuscript? Use our Manuscript Matcher to find the best relevant journals! Find a Match

Refine Your Search Results

Journal of Materials Science-Materials in Electror Search

Sort By: Relevancy

Search Results

Found 1,533 results (Page 1) Share These Results

Filters Clear All Web of Science Coverage Open Access Category Country / Region Language Frequency Journal Citation Reports

Exact Match Found

JOURNAL OF MATERIALS SCIENCE-MATERIALS IN ELECTRONICS Publisher: SPRINGER, VAN GODEWIJCKSTRAAT 30, DORDRECHT, NETHERLANDS, 3311 GZ ISSN / eISSN: 0957-4522 / 1573-482X Web of Science Core Science Citation Index Collection: Expanded Additional Current Contents Electronics & Web of Telecommunications Collection | Current Science Contents Engineering, Computing & Technology | Indexes: Current Contents Physical, Chemical & Earth Sciences | Essential Science Indicators Share This Journal View profile page * Requires free login.



SPRINGER LINK Log In

Find a Journal | Publish with us | Track your research | | Cart

Home > Journal of Materials Science: Materials in Electronics

Journal of Materials Science: Materials in Electronics

Publishing model
Hybrid

Submit your manuscript

- [Editorial board](#)
- [Aims and scope](#)
- [Journal updates](#)

Overview

Journal of Materials Science: Materials in Electronics publishes papers on materials and their applications in modern electronics.

- A refereed companion to the Journal of Materials Science.
- Covers the intersection of fundamental science and application-specific work.
- Explores the growth, preparation, and processing of new materials.
- Discusses reliability, failure analysis, quality assurance, and characterization in electronics applications.

Editor-in-Chief
Safa O. Kassap

<p>Impact factor 2.8 (2022)</p>	<p>3 year impact factor 2.5 (2022)</p>
<p>Submission to first decision (median) 11 days</p>	<p>Downloads 1,932,729 (2023)</p>

For authors

- [Submission guidelines](#)
- [Language editing services](#)
- [Ethics and disclosures](#)
- [How to publish with us](#)
- [Open Access fees and funding](#)
- [Contact the journal](#)

Latest articles

Construction and XRD analysis of $\text{La}@\text{Co}_3\text{O}_4@\text{g-C}_3\text{N}_4$ nanostructures for removal of Co ions from contaminated water

Hanan Alhussain, Nuha Y. Elamin ... A. Modwi
 Original Paper | 17 March 2024 | Article: 555

Facile synthesis of perovskite ZnMnO_3 composite with reduced graphene oxide via solvothermal route for supercapacitor applications

Kashan Ali Geelani, B. M. Alotabi ... A. M.A. Henaish
 Original Paper | 17 March 2024 | Article: 557

Study of Ge-doped garnet type $\text{Li}_7\text{La}_3\text{Zr}_2\text{O}_{12}$ as solid electrolyte for Li-ion battery application

Muktal Aote & A. V. Deshpande
 Original Paper | 15 March 2024 | Article: 555




Language quality checker
[Get your manuscript edited for free](#)

Use our pre-submission checklist

Avoid common mistakes on your manuscript.

This journal's calls for papers

Collections this journal is participating in.




[Home](#) > [Journal of Materials Science: Materials in Electronics](#) > Article

Investigation on the effect of Potassium on the structural, optical and thermal properties of the L-Threonine Cadmium acetate: Elucidation of organo-cadmium compound for dielectric filters

| Published: 20 January 2023

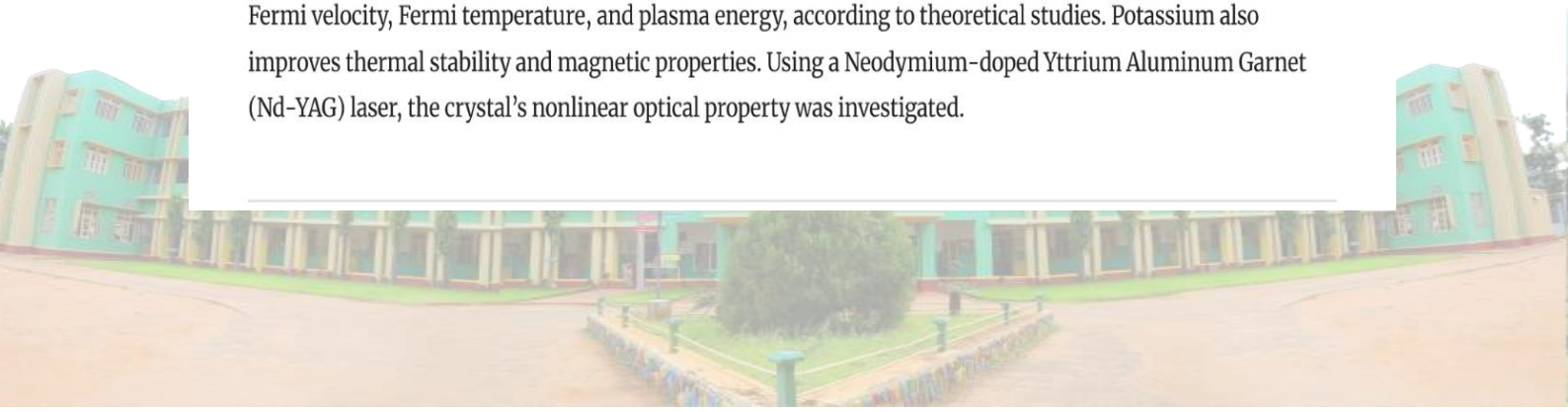
| Volume 34, article number 181, (2023) [Cite this article](#)

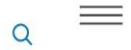
Journal of Materials Science:
Materials in Electronics

[Aims and scope](#) →[Submit manuscript](#) →M. Abila Jeba Queen , [K. C. Bright](#) & [P. Aji Udhaya](#) 81 Accesses  1 Citation [Explore all metrics](#) →

Abstract

In this study, the metal cation potassium-doped organo-cadmium compound has been prepared from the chemical reaction between amino acid and metal complexes by slow evaporation technique. The resultant compound belongs to monoclinic crystal system with two ligancies and a two-fold configuration. The presence of potassium metal via the organo-cadmium compound has been estimated using energy-dispersive X-ray analysis. The optical characteristics and bandgap edges calculations show that it is a good insulator for energy storage applications. The integration of potassium causes disruption within the parent compound's host lattice, resulting in an increase in static permittivity. Furthermore, the influence of potassium increases Fermi velocity, Fermi temperature, and plasma energy, according to theoretical studies. Potassium also improves thermal stability and magnetic properties. Using a Neodymium-doped Yttrium Aluminum Garnet (Nd-YAG) laser, the crystal's nonlinear optical property was investigated.





Source details

Chemistry Africa

Scopus coverage years: from 2018 to Present

Publisher: Springer Nature

ISSN: 2522-5758 E-ISSN: 2522-5766

Subject area: Chemistry: Chemistry (miscellaneous) Chemistry: Physical and Theoretical Chemistry
Environmental Science: Environmental Chemistry Chemical Engineering: Catalysis

Source type: Journal

CiteScore 2022 ⓘ
3.3

SJR 2022 ⓘ
0.353

SNIP 2022 ⓘ
0.724

[View all documents >](#) [Set document alert](#) [Save to source list](#)

[CiteScore](#) [CiteScore rank & trend](#) [Scopus content coverage](#)

ⓘ **Improved CiteScore methodology** ✕

CiteScore 2022 counts the citations received in 2019-2022 to articles, reviews, conference papers, book chapters and data papers published in 2019-2022, and divides this by the number of publications published in 2019-2022. [Learn more >](#)

CiteScore 2022 ⌵

$$3.3 = \frac{1,392 \text{ Citations 2019 - 2022}}{426 \text{ Documents 2019 - 2022}}$$

Calculated on 05 May, 2023

CiteScoreTracker 2023 ⓘ

$$3.6 = \frac{2,161 \text{ Citations to date}}{600 \text{ Documents to date}}$$

Last updated on 05 March, 2024 • Updated monthly

CiteScore rank 2022 ⓘ

Category	Rank	Percentile
Chemistry		
└ Chemistry (miscellaneous)	#33/64	49th
Chemistry		
└ Physical and Theoretical Chemistry	#108/185	41st

[View CiteScore methodology >](#) [CiteScore FAQ >](#) [Add CiteScore to your site](#)



Master Journal List

Search Journals

Match Manuscript

Downloads

Help Center



The power of the Web of Science™ on your mobile device, wherever inspiration strikes.

Dismiss

Learn More

Already have a manuscript?

Use our Manuscript Matcher to find the best relevant journals!

Find a Match

Refine Your Search Results

2522-5758

Search

Sort By: Title (A-Z)

Search Results

Found 1 results (Page 1)

Share These Results

Exact Match Found

CHEMISTRY AFRICA-A JOURNAL OF THE TUNISIAN CHEMICAL SOCIETY

Publisher: SPRINGER NATURE, CAMPUS, 4 CRINAN ST, LONDON, ENGLAND, N1 9XW

ISSN / eISSN: 2522-5758 / 2522-5766

Web of Science Core Collection: Emerging Sources Citation Index

Share This Journal

View profile page

* Requires free login.

Filters

Clear All

Web of Science Coverage

Open Access

Category

Country / Region


Language

Frequency

Journal Citation Reports



SPRINGER LINK

[Log in](#)[Menu](#)[Search](#)[Cart](#)[Home](#) > [Chemistry Africa](#)

Springer

Chemistry Africa

A Journal of the Tunisian Chemical Society

Publishing model

Hybrid

[Submit your manuscript](#) [Editorial board](#)[Aims and scope](#)[Journal updates](#)

Overview


Chemistry Africa is a Journal that focuses on all fields of chemistry, with a particular emphasis on sustainable development in Africa.

- An international journal covering all branches of chemistry.
- Endeavors to promote the visibility and quality.
- Welcomes research from Africa and all over the world that promotes sustainability.
- Places emphasis on the quality and originality of the work.
- Provides a modern, visible, and high-quality publishing platform for research in


[Home](#) > [Chemistry Africa](#) > [Article](#)

Comparative Study on Structural, Mechanical, Optical and Dielectric Properties of L-Alanine Cadmium Chloride and Manganese L-Alanine Cadmium Chloride Crystal

| Original Article | Published: 13 May 2023

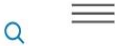
| Volume 6, pages 3229–3236, (2023) [Cite this article](#)

Chemistry Africa

[Aims and scope](#) →[Submit manuscript](#) →[T. Retna Kumar, M. Abila Jeba Queen](#) , [K. C. Bright, R. Ilangovan & K. Sankaranarayanan](#) **60** Accesses  **1** Citation [Explore all metrics](#) →

Abstract

Here in, we reported the comparative study of L-Alanine Cadmium chloride (ACC) and Manganese L-Alanine Cadmium chloride (MnACC) crystal on its growth, structural, mechanical, optical and dielectric properties for NLO applications. Initially ACC and MnACC single crystals were grown at the ambient temperature by solvent evaporation solution growth technique. Both crystals are members of the monoclinic crystal system, according to an X-Ray Diffraction investigation. The crystals were identified as belonging to the soft material category by Vickers micro hardness investigations, which also measured the crystal's yield strength and tensile strength. Optical studies exhibit lower cut off wavelength and the linear and non linear transmittance enhances in the visible



Source details

Metszet

Scopus coverage years: from 2014 to 2023

Publisher: Artifex Kiado Kft

ISSN: 2061-2710

Subject area: Arts and Humanities: Visual Arts and Performing Arts Arts and Humanities: Conservation
Engineering: Architecture Social Sciences: Urban Studies

Source type: Journal

[View all documents >](#) [Set document alert](#) [Save to source list](#)

CiteScore 2022
0.1

SJR 2022
0.100

SNIP 2022
0.004

[CiteScore](#) [CiteScore rank & trend](#) [Scopus content coverage](#)

i Improved CiteScore methodology ✕

CiteScore 2022 counts the citations received in 2019-2022 to articles, reviews, conference papers, book chapters and data papers published in 2019-2022, and divides this by the number of publications published in 2019-2022. [Learn more >](#)

CiteScore 2022 ▼

$$0.1 = \frac{14 \text{ Citations 2019 - 2022}}{160 \text{ Documents 2019 - 2022}}$$

Calculated on 05 May, 2023

CiteScoreTracker 2023 ⓘ

$$0.1 = \frac{9 \text{ Citations to date}}{148 \text{ Documents to date}}$$

Last updated on 05 March, 2024 • Updated monthly

CiteScore rank 2022 ⓘ

Category	Rank	Percentile
Arts and Humanities		
Visual Arts and Performing Arts	#484/615	21st
Arts and Humanities		
Conservation	#89/102	13th
Engineering		
Architecture	#155/170	9th

[View CiteScore methodology >](#) [CiteScore FAQ >](#) [Add CiteScore to your site](#)



METSZETJOURNAL METSZET JOURNAL

Scientific Journal

ABOUT EDITORIAL BOARD ARCHIVES CURRENT ISSUE AUTHOR GUIDELINES CONTACT

METSZET JOURNAL

International Peer Reviewed & Refereed Journals, Open Access Journal
| Impact factor: 5.7 |
ISSN NO : 2061-2710

The coverage history of this journal is as follows: 2014-PRESENT.
Scholarly open access journals, Peer-reviewed, and Refereed Journals, Impact factor 5.3, (Calculate by google scholar and Semantic Scholar | AI-Powered Research Tool), Multidisciplinary, Monthly, Indexing in all major database & Metadata, Citation Generator, Digital Object Identifier(DOI)

submitmetszetjournal@gmail.com

SUBMIT MANUSCRIPT

PAPER FORMAT COPY RIGHT FORM REGISTRATION FORM SUBMIT MANUSCRIPT COPY RIGHT INFRINGEMENT SCOPUS HOME PAGE

Metszet journal is an international open access journal having [ISSN NO : 20162710](https://doi.org/10.2478/ISSN.2061-2710) All the Articles Published Under This Journal Will Be Accessible to All Internet Users Throughout the World Without Any Barrier of Access Under the Terms of The Creative Commons Attribution License. Our Journal Covers Publication of Novel Concepts, New Methods, New Regimens, New Technologies, Alternative Approaches and Promises to Provide Most Authentic and Complete Source of Information on Current Development in All Educational Fields.

Manuscripts submitted to the Science, Technology and Development Journal are approved by the Editor-in-chief followed by formal peer review process conducted in collaboration with editorial board members and independent referees. The publisher encourages the authors and reviewers to use the electronic submission and peer-review system. Manuscripts submitted to the Science, Technology and Development Journal are approved by the Editor-in-chief followed by formal peer review process conducted in collaboration with editorial board members and independent referees. The publisher encourages the authors and reviewers to use the electronic submission and peer-review system

send your research articles to: Submitmetszetjournal@gmail.com (in MS WORD or PDF format).

We publish quality research papers under Double – Blind Peer Review

Our journal is Scopus Active and included in UGC – CARE Group – II Journals List

Our Journal is Multidisciplinary, we can publish papers of all subjects.

Impact factor is 5.7

Acceptance within 48 hours

Mechanically potent Organo-strontium crystal as optical filters in the Ultraviolet regionT. Retna Kumar¹, M. Abila Jeba Queen^{2,*}, K.C, Bright³ and R. Ilangoan⁴¹ Department of Nanoscience and Nanotechnology, Alagappa University, Karaikudi-630003, India² Department of Physics, Holy Cross College (Autonomous), Nagercoil -629004, India.³ Department of Physics, Mar Ivanio's College, Thiruvananthapuram - 695015, India.⁴ National Centre for Nanoscience and Nanotechnology, Guindy Campus, University of Madras, Chennai 600025, India**Abstract**

Organometallic complex crystals are evolving as a mechanically potent and chemically flexible for optical filters. Here we crystallised Alanine cadmium chloride (ACC) and strontium admixed Alanine cadmium chloride amino metallic crystals by a simple technique at normal atmospheric pressure and temperature. Density measurements of the grown crystals were carried out using the simple flotation technique. On the particular face of (101) plane high mechanical properties achieved for the strontium admixed crystal. Optical properties are analysed by means of the spectroscopic techniques, the higher transmittance in the region 250 -1800 nm. This property and calculated optical parameters favours the material is possible for optical filters in ultra violet region.

Keywords

L-Alanine Cadmium Chloride; Microhardness; Refractive index; Strontium.

Introduction

Single crystals of organometallic compounds have been assessed as a feasible material for an optical and mechanical properties therefore actively researched in the recent years [1, 2]. Organo-strontium is an organometallic compound that contains at least one or more linkage between the strontium carbon bonds. The main application of strontium compound considered as a high beta emitter which prevents X-ray emission [3, 4]. In the medical field also strontium plays an important role such as prevents teeth sensitivity, main composition in bones and dentals [5]. L-Alanine is the simplest and neutral amino acid which exists as zwitterions; it possesses high transparency with favourable mechanical and optical properties crystallized in orthorhombic crystal structure with space group P_{21} and the cell parameters are $a = 6.032 \text{ \AA}$, $b = 12.343 \text{ \AA}$, $c = 5.784 \text{ \AA}$; $\alpha = \beta = \gamma = 90$ [6]. The incorporation of L-Alanine Cadmium chloride and strontium have been developed as a potential organic crystals as organic waveguides in the visible region. As some of the organometallic compounds that stands before as a organic wave guides, their optical, physical and mechanical properties are accessible and tuneable [1].

The single crystal namely L-Alanine Cadmium Chloride was first crystallized by the team of Kathleen et al. [7] and its physico chemical properties are studied by different research groups due to its wide optical applications [8, 9]. The wide varying properties of the compound have been altered and reported by adding different metallic compounds as impurities [10-13]. This review proves that no such report based on the strontium added





Source details

Materials Research Express

Open Access ⓘ

Scopus coverage years: from 2014 to Present

Publisher: Institute of Physics Publishing

E-ISSN: 2053-1591

- Subject area:
- Materials Science: Metals and Alloys
 - Materials Science: Surfaces, Coatings and Films
 - Materials Science: Polymers and Plastics
 - Materials Science: Electronic, Optical and Magnetic Materials
 - Materials Science: Biomaterials

Source type: Journal

[View all documents >](#)
[Set document alert](#)
[Save to source list](#)

CiteScore 2022 **5.0** ⓘ

SJR 2022 **0.401** ⓘ

SNIP 2022 **0.626** ⓘ

[CiteScore](#) [CiteScore rank & trend](#) [Scopus content coverage](#)

i Improved CiteScore methodology ⓘ

CiteScore 2022 counts the citations received in 2019-2022 to articles, reviews, conference papers, book chapters and data papers published in 2019-2022, and divides this by the number of publications published in 2019-2022. [Learn more >](#)

CiteScore **2022** ▾

$$5.0 = \frac{43,387 \text{ Citations } 2019 - 2022}{8,656 \text{ Documents } 2019 - 2022}$$

Calculated on 05 May, 2023

CiteScoreTracker 2023 ⓘ

$$4.5 = \frac{17,393 \text{ Citations to date}}{3,851 \text{ Documents to date}}$$

Last updated on 05 April, 2024 • Updated monthly

CiteScore rank 2022 ⓘ

Category	Rank	Percentile
Materials Science Metals and Alloys	#34/164	79th
Materials Science Surfaces, Coatings and Films	#43/131	67th
Materials Science Polymers and Plastics	#56/163	65th

[View CiteScore methodology >](#) [CiteScore FAQ >](#) [Add CiteScore to your site &](#)



Already have a manuscript?

Use our Manuscript Matcher to find the best relevant journals!

Find a Match

Filters

Clear All

Web of Science Coverage

Open Access

Category

Country / Region

Language

Frequency

Journal Citation Reports

Refine Your Search Results

Materials Research Express

Search

Sort By: Relevancy

Search Results

Found 22,417 results (Page 1)

Share These Results

Exact Match Found

MATERIALS RESEARCH EXPRESS

OPEN ACCESS

Publisher: IOP PUBLISHING LTD , TEMPLE CIRCUS, TEMPLE WAY, BRISTOL, ENGLAND, BS1 6BE

ISSN / eISSN: 2053-1591

Web of Science Core Collection: Science Citation Index Expanded

Additional Web of Science Indexes: Current Contents Physical, Chemical & Earth Sciences | Essential Science Indicators

Share This Journal

View profile page

* Requires free login.

Other Possible Matches


ACCOUNTS OF MATERIALS RESEARCH

Publisher: AMER CHEMICAL SOC , 1155 16TH ST, NW, WASHINGTON, USA, DC, 20036

ISSN / eISSN: 2643-6728

Web of Science Core Collection: Emerging Sources Citation

Materials Research Express



OPEN ACCESS

An open access, rapid peer-review journal publishing high quality research on the design, fabrication, properties and applications of all classes of materials.

[Register your details to be kept updated.](#)

Why choose this journal?

- Trustworthy science backed by rigorous peer review
- Inclusive publishing practices focused on scientific validity
- Find out more [about our scope](#)

[Submit an article](#)

[Track my article](#)

ISSN: 2053-1591

[RSS](#) [Sign up for new issue notifications](#)

Current volume

Number 4, April 2024 [Go](#)

Journal archive

Vol 11, 2024 [Go](#)

Focus issues

Focus on Biochar-Based Material: [Go](#)

JOURNAL LINKS

- [Submit an article](#)
- [About the journal](#)
- [Editorial Board](#)
- [Author guidelines](#)
- [Review for this journal](#)
- [Publication charges](#)
- [Awards](#)
- [Journal collections](#)
- [Pricing and ordering](#)
- [Contact us](#)

4 days

Median submission to first decision before peer review

[Full list of journal metrics](#)

24 days

Median submission to first decision after peer review

2.3

Impact factor

5

Citescore

Most read

Latest articles

Review articles

Accepted manuscripts

Trending

[Open all abstracts](#)

OPEN ACCESS

[Focus on plasma-facing materials in nuclear fusion reactors](#)

Dwaipayan Dasgupta et al 2024 Mater. Res. Express 11 040201

[Open abstract](#) [View article](#) [PDF](#)

OPEN ACCESS

[Effect of annealing temperature on microstructure and properties of the microtubes for GH4169 alloy](#)

He Kehang et al 2024 Mater. Res. Express 11 046507

[Open abstract](#) [View article](#) [PDF](#)

OPEN ACCESS

[Numerical investigation of CuSbS₂ thin film solar cell using SCAPS-1D: enhancement of efficiency on experimental films by defect studies](#)

Naga Jyothi Valeti et al 2024 Mater. Res. Express 11 045506

[Open abstract](#) [View article](#) [PDF](#)

OPEN ACCESS

[Development of poly\(safranin-co-phenosafranine\)/GNPs/MWCNTs nanocomposites for quartz crystal microbalance sensor detection of arsenic \(III\) ions](#)

Salsabeel Al-Sodlies et al 2024 Mater. Res. Express 11 045701

[Open abstract](#) [View article](#) [PDF](#)

OPEN ACCESS

[Phosphorus adsorbed by HCl desorption-activated red mud adsorbents: a molecular dynamics study](#)

Longjiang Li et al 2024 Mater. Res. Express 11 045507

HONOLULU, HI
Oct 6-11, 2024



Learn more and submit!

Joint Meeting of
The Electrochemical Society
•
The Electrochemical Society of Japan
•
Korea Electrochemical Society



JOURNAL INFORMATION

2014-present
Materials Research Express
doi: 10.1088/issn.2053-1591
Online ISSN: 2053-1591

Materials Research Express



PAPER

OPEN ACCESS

RECEIVED
9 January 2023REVISED
21 March 2023ACCEPTED FOR PUBLICATION
27 March 2023PUBLISHED
7 April 2023

Original content from this work may be used under the terms of the Creative Commons Attribution 4.0 licence.

Any further distribution of this work must maintain attribution to the author(s) and the title of the work, journal citation and DOI.



Tribological and machining characteristics of AA7075 hybrid composites and optimizing utilizing modified PROMETHEE approach

M L Ajin¹, Jebeen Moses^{1,*} and M Priya Dharshini²¹ Mechanical Engineering, St. Xavier's Catholic College of Engineering, Nagercoil, Tamil Nadu, India² Department of Physics, Holy Cross College, Nagercoil, Tamil Nadu, India

* Author to whom any correspondence should be addressed.

E-mail: mlajin86@gmail.com, jebeenmoses@gmail.com and priyadharshini065@gmail.com

Keywords: tribology, surface topography, PROMETHEE, EDM, optimization

Abstract

In this research work an attempt was made to reinforce AA7075 composites with B₄C and SiC particles through stir casting route. SEM with EDS mapping revealed that the reinforcement were uniformly over the composites and hardness reduces with the addition of SiC particles owing to the inverse hall patch effect. The results revealed that wear rate reduces with addition of SiC particles owing to the formation of mechanically mixed layer and protective oxide layer confirmed through SEM with EDAX mapping. Three distinct cracks were formed, when slides at different temperature as confirmed through worn surface morphology, pits cracks and plasticization of material were the other features observed. The used motor oil properties were analyzed and results divulged that the oil suitable for dielectric fluid. Increase in Material Removal Rate (MRR), reduction in Tool Wear Ratio (TWR) and Surface Roughness (Ra) was observed with the incorporation of powder particles owing to the bridging effect. Black spots, craters, micro pits, globules and micro crack are the distinct observed on the machined surface topography. The modified Preference Ranking Organization METHod for Enrichment of Evaluations (PROMETHEE) optimization technique was utilized to find the optimal parametric combination.

Introduction

Aluminium Matrix Composites (AMC) were in great demand in the aerospace sector because of their high strength-to-weight ratio, improved tribological and mechanical properties [1]. The reinforcements were in the form of particulates, fibres and whiskers; powder metallurgy, casting, *in situ* fabrication and laminates are the distinct method utilized for the production of composites [2]. Attaining uniform distribution of reinforcement over the matrix material was the challenging task [3]. Preheating and addition of flux increases the wettability of composites. Stir casting, two step stir casting, ultrasonic stir casting, and electromagnetic stir casting are some of the stir casting technologies used in composite manufacturing [4–7]. In the stir casting technique, the mixture was heated to the molten state before being stirred by the mechanical stirrer [8]. In two step stir casting process, the material was heated above the liquidus temperature, and to keep the slurry semi-solid, it was gradually cooled below the liquidus temperature. Manual mixing was performed after the preheated particles were introduced. After reheated the composite slurry to a liquid state, mechanical mixing was performed for the prescribed time [9]. In the process of compo casting, the charge was heated to the alloy's melting point before being cooled to a semi-solid condition (0%–33% in solid fraction), using a paddle-like blade, semi-solid composites were whirled [10]. The electromagnetic field was produced by AC induction motor which was used for stirring of matrix and reinforcement hence uniform dispersion achieved [11]. An ultrasonic aided probe was employed for mixing in ultrasonic vibration followed by conventional stirring [12].

One of the most common industrial problems is wear, where the primary factors influencing the wear rate are velocity, temperature, distance and operating load. Composite pins wear less when lubricated, compared to unlubricated and abrasive surfaces [13]. When the particulates were added, it enhances the wear resistance because of the formation of Mechanically Mixed Layer (MML). Wear rate transfer from mild to severe when this



Source details

Polymers

Open Access ⓘ

Scopus coverage years: from 2009 to Present

Publisher: Multidisciplinary Digital Publishing Institute (MDPI)

E-ISSN: 2073-4360

Subject area: Materials Science: Polymers and Plastics Chemistry: General Chemistry

Source type: Journal

CiteScore 2022
6.6 ⓘ

SJR 2022
0.720 ⓘ

SNIP 2022
1.167 ⓘ

[View all documents >](#) [Set document alert](#) [Save to source list](#)

[CiteScore](#) [CiteScore rank & trend](#) [Scopus content coverage](#)

i Improved CiteScore methodology ⓘ

CiteScore 2022 counts the citations received in 2019-2022 to articles, reviews, conference papers, book chapters and data papers published in 2019-2022, and divides this by the number of publications published in 2019-2022. [Learn more >](#)

CiteScore 2022 ▾

$$6.6 = \frac{1,00,096 \text{ Citations } 2019 - 2022}{15,057 \text{ Documents } 2019 - 2022}$$

Calculated on 05 May, 2023

CiteScoreTracker 2023 ⓘ

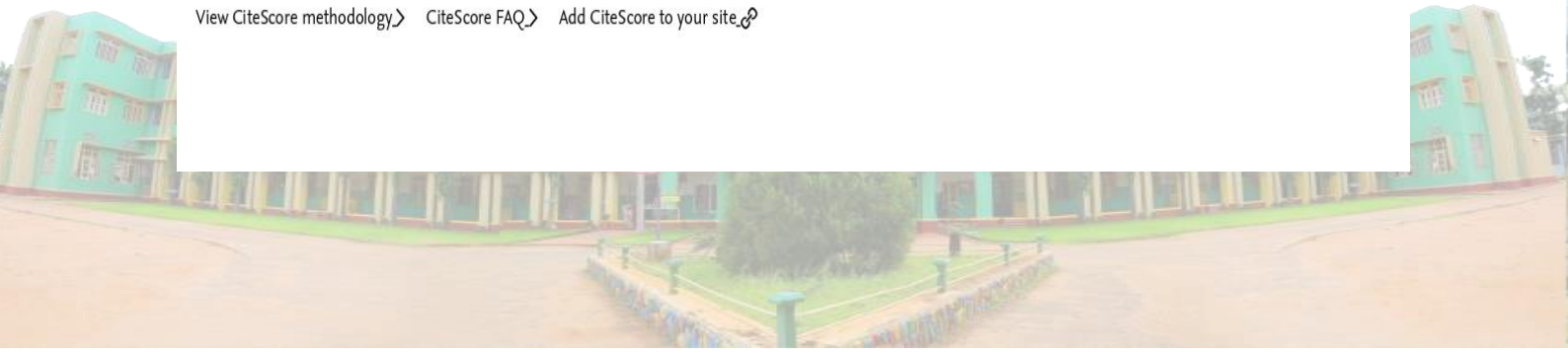
$$8.0 = \frac{1,40,427 \text{ Citations to date}}{17,639 \text{ Documents to date}}$$

Last updated on 05 April, 2024 • Updated monthly

CiteScore rank 2022 ⓘ

Category	Rank	Percentile
Materials Science		
└ Polymers and Plastics	#38/163	76th
Chemistry		
└ General Chemistry	#98/407	76th

[View CiteScore methodology >](#) [CiteScore FAQ >](#) [Add CiteScore to your site &](#)



Already have a manuscript?

Use our Manuscript Matcher to find the best relevant journals!

[Find a Match](#)

Filters

[Clear All](#)

Web of Science Coverage

Open Access 

Category

Country / Region

Language

Frequency

Journal Citation Reports

Refine Your Search Results

Polymers

[Search](#)

Sort By: Relevancy

Search Results

Found 106 results (Page 1)

[Share These Results](#)

Exact Match Found

POLYMERS OPEN ACCESS

Publisher: MDPI, ST ALBAN-ANLAGE 66, BASEL, SWITZERLAND, CH-4052

ISSN / eISSN: 2073-4360

Web of Science Core Collection: Science Citation Index Expanded

Additional Web of Science Indexes: Current Contents Physical, Chemical & Earth Sciences | Essential Science Indicators

[Share This Journal](#)

[View profile page](#)

* Requires free login.


Other Possible Matches

ACS POLYMERS AU OPEN ACCESS

Publisher: AMER CHEMICAL SOC, 1155 16TH ST, NW, WASHINGTON, USA, DC, 20036

ISSN / eISSN: 2694-2453

Web of Science Core Collection: Emerging Sources Citation Index





Search for Articles:

Search

Advanced

Journals / Polymers

IMPACT FACTOR 5.0
Indexed in: PubMed
CITESCORE 6.6



Submit to Polymers

Review for Polymers



Journal Menu

- Polymers Home
- Aims & Scope
- Editorial Board
- Reviewer Board
- Topical Advisory Panel
- Instructions for Authors
- Special Issues
- Topics
- Sections & Collections
- Article Processing Charge
- Indexing & Archiving
- Editor's Choice Articles
- Most Cited & Viewed
- Journal Statistics
- Journal History

Polymers

Polymers is an international, peer-reviewed, open access journal of polymer science published semimonthly online by MDPI. Belgian Polymer Group (BPG), European Colloid & Interface Society (ECIS), National Interuniversity Consortium of Materials Science and Technology (INSTM) and North American Thermal Analysis Society (NATAS) are affiliated with Polymers and their members receive a discount on the article processing charges.

- **Open Access** — free for readers, with article processing charges (APC) paid by authors or their institutions.
- **High Visibility:** indexed within Scopus, SCIE (Web of Science), Ei Compendex, PubMed, PMC, FSTA, CAPlus / SciFinder, Inspec, and other databases.
- **Journal Rank:** JCR - Q1 (Polymer Science) / CiteScore - Q1 (Polymers and Plastics)
- **Rapid Publication:** manuscripts are peer-reviewed and a first decision is provided to authors approximately 13.7 days after submission; acceptance to publication is undertaken in 2.9 days (median values for papers published in this journal in the second half of 2023).
- **Recognition of Reviewers:** reviewers who provide timely, thorough peer-review reports receive vouchers entitling them to a discount on the APC of their next publication in MDPI journals, in appreciation of the work.
- **Testimonials:** See what our authors and editors say about Polymers.

Impact Factor: 5.0 (2022); 5-Year Impact Factor: 5.0 (2022)

Imprint Information Journal Flyer Open Access ISSN: 2073-4360

E-Mail Alert

Add your e-mail address to receive forthcoming issues of this journal:

Subscribe

News

13 May 2024

Meet Us at the 34th CCS Congress, 15-18 June 2024, Guangzhou, China



2 May 2024

MDPI Insights: The CEO's Letter #11 – 2023 Annual Report, MDPI Awards, STM

Article

Investigation on Properties of Raw and Alkali Treated Novel Cellulosic Root Fibres of Zea Mays for Polymeric Composites

S. Anne Kavitha ¹, R. Krishna Priya ^{1,*}, Krishna Prakash Arunachalam ², Siva Avudaiappan ^{3,4,5}, Nelson Maureira-Carsalade ⁶ and Ángel Roco-Videla ^{7,*}

- ¹ PG & Research Department of Physics, Holy Cross College (Autonomous), Nagercoil, Manonmaniam Sundaranar University, Tirunelveli 627012, India
² Department of Civil Engineering, University College of Engineering, Anna University, Nagercoil 629004, India
³ Departamento de Ingeniería Civil, Universidad de Concepción, Concepción 4070386, Chile
⁴ Centro Nacional de Excelencia para la Industria de la Madera (CENAMAD), Pontificia Universidad Católica de Chile, Av. Vicuña Mackenna 4860, Santiago 8330024, Chile
⁵ Department of Physiology, Saveetha Dental College and Hospitals, SIMATS, Chennai 600077, India
⁶ Departamento de Ingeniería Civil, Universidad Católica de la Santísima Concepción, Concepción 4090541, Chile
⁷ Facultad de Salud y Ciencias Sociales, Universidad de las Américas, Providencia, Santiago 7500975, Chile
 * Correspondence: rkrisnapriya@protonmail.com (R.K.P.); aroco@udla.cl (Á.R.-V.)

Abstract: Today, new materials based on natural fibres have been emerging day by day to completely eradicate plastics to favour our environmental nature. In this view, the present work is based on the extraction and characterisation of the novel root fibres of the Zea mays (Zm) plant, grown by the hydroponic method. Both the dried untreated and alkali treated root fibres are investigated using a variety of structural, morphological, thermal, elemental and mechanical tests by subjecting both the samples to p-XRD, FT-IR, SEM-EDAX, TGA-DTA, CHNS and tensile strength analyses. Thermal conductivity of the untreated and treated fibres is found using Lee's disc experiment. From p-XRD analysis, the Crystallinity Index, Percentage Crystallinity and Crystallite size of the samples are found. FT-IR studies clarify the different vibrational groups associated with the fibre samples. SEM images show that the surface roughness increases for the chemically treated samples, such that it may be effectively utilised as reinforcement for polymeric composites. The diameter of the fibre samples is found using SEM analysis. According to the EDAX spectrum, Zm fibres in both their raw and processed forms have high levels of Carbon (C) and Oxygen (O). The TGA-DTA tests revealed that the samples of natural fibre have good thermal characteristics. CHNS studies show that Carbon content is high for these samples, which is the characteristic of many natural fibres. Chemical analysis is used to ascertain the prepared samples' chemical makeup. It reveals that both samples have significant amounts of cellulose. The density of the fibres is found to be in the range 0.3–0.6 g/cc, which is much less than any other natural fibre. Therefore, it can be used in light weight applications. From the tensile strength analysis, physical properties such as Young's modulus and micro-fibril angle are determined. The fibres in the roots exhibit a lower tensile strength. Thus, these fibres can be used in powdered form as reinforcement for natural rubber or epoxy composites. After examining all of its properties, it could be reasonably speculated that Zea mays root fibres can be considered as an efficient reinforcement for various matrices to produce attractive bio-composites.

Keywords: Zea mays (Zm); root fibres; structural; TGA-DTA; light weight; reinforcement



Citation: Kavitha, S.A.; Priya, R.K.; Arunachalam, K.P.; Avudaiappan, S.; Maureira-Carsalade, N.; Roco-Videla, Á. Investigation on Properties of Raw and Alkali Treated Novel Cellulosic Root Fibres of Zea Mays for Polymeric Composites. *Polymers* **2023**, *15*, 1802. <https://doi.org/10.3390/polym15071802>

Academic Editors: Anamaria Irimia and Carmen-Mihaela Popescu

Received: 26 February 2023

Revised: 29 March 2023

Accepted: 30 March 2023

Published: 6 April 2023



Copyright: © 2023 by the authors. Licensee MDPI, Basel, Switzerland. This article is an open access article distributed under the terms and conditions of the Creative Commons Attribution (CC BY) license (<https://creativecommons.org/licenses/by/4.0/>).

1. Introduction

The prevailing philosophy of the modern world is “Go green and Earth will be clean”. This credo inspires engineers and scientists to develop novel materials based on natural fibres. A group of cells with a small diameter relative to their length may be referred to as a natural fibre. Using a variety of extraction techniques, natural fibres are removed from



Source details

Polymers

Open Access ⓘ

Scopus coverage years: from 2009 to Present

Publisher: Multidisciplinary Digital Publishing Institute (MDPI)

E-ISSN: 2073-4360

Subject area: Materials Science: Polymers and Plastics Chemistry: General Chemistry

Source type: Journal

CiteScore 2022
6.6 ⓘ

SJR 2022
0.720 ⓘ

SNIP 2022
1.167 ⓘ

[View all documents >](#) [Set document alert](#) [Save to source list](#)

[CiteScore](#) [CiteScore rank & trend](#) [Scopus content coverage](#)

i Improved CiteScore methodology ✕

CiteScore 2022 counts the citations received in 2019-2022 to articles, reviews, conference papers, book chapters and data papers published in 2019-2022, and divides this by the number of publications published in 2019-2022. [Learn more >](#)

CiteScore 2022 ▼

$$6.6 = \frac{1,00,096 \text{ Citations 2019 - 2022}}{15,057 \text{ Documents 2019 - 2022}}$$

Calculated on 05 May, 2023

CiteScoreTracker 2023 ⓘ

$$8.0 = \frac{1,40,427 \text{ Citations to date}}{17,639 \text{ Documents to date}}$$

Last updated on 05 April, 2024 • Updated monthly

CiteScore rank 2022 ⓘ

Category	Rank	Percentile
Materials Science		
└ Polymers and Plastics	#38/163	76th
Chemistry		
└ General Chemistry	#98/407	76th

[View CiteScore methodology >](#) [CiteScore FAQ >](#) [Add CiteScore to your site &](#)



Already have a manuscript?

Use our Manuscript Matcher to find the best relevant journals!

[Find a Match](#)

Filters [Clear All](#)

- Web of Science Coverage ▼
- Open Access ▼
- Category ▼
- Country / Region ▼
- Language ▼
- Frequency ▼
- Journal Citation Reports ▼

Refine Your Search Results

[Search](#)

Sort By: Relevancy ▼ ☰

Search Results

Found 106 results (Page 1) [Share These Results](#)

Exact Match Found

POLYMERS OPEN ACCESS

Publisher: **MDPI, ST ALBAN-ANLAGE 66, BASEL, SWITZERLAND, CH-4052**

ISSN / eISSN: **2073-4360**

Web of Science Core Collection: **Science Citation Index Expanded**

Additional Web of Science Indexes: **Current Contents Physical, Chemical & Earth Sciences | Essential Science Indicators**

[Share This Journal](#) [View profile page](#)

* Requires free login.


Other Possible Matches

ACS POLYMERS AU OPEN ACCESS

Publisher: **AMER CHEMICAL SOC, 1155 16TH ST, NW, WASHINGTON, USA, DC, 20036**

ISSN / eISSN: **2694-2453**

Web of Science Core Collection: **Emerging Sources Citation Index**





Search for Articles:

Search

Advanced

Journals / Polymers



Submit to Polymers

Review for Polymers



Journal Menu

- Polymers Home
- Aims & Scope
- Editorial Board
- Reviewer Board
- Topical Advisory Panel
- Instructions for Authors
- Special Issues
- Topics
- Sections & Collections
- Article Processing Charge
- Indexing & Archiving
- Editor's Choice Articles
- Most Cited & Viewed
- Journal Statistics
- Journal History

Polymers

Polymers is an international, peer-reviewed, open access journal of polymer science published semimonthly online by MDPI. Belgian Polymer Group (BPG), European Colloid & Interface Society (ECIS), National Interuniversity Consortium of Materials Science and Technology (INSTM) and North American Thermal Analysis Society (NATAS) are affiliated with Polymers and their members receive a discount on the article processing charges.

- **Open Access** — free for readers, with article processing charges (APC) paid by authors or their institutions.
- **High Visibility:** indexed within Scopus, SCIE (Web of Science), Ei Compindex, PubMed, PMC, FSTA, CAPIus / SciFinder, Inspec, and other databases.
- **Journal Rank:** JCR - Q1 (Polymer Science) / CiteScore - Q1 (Polymers and Plastics)
- **Rapid Publication:** manuscripts are peer-reviewed and a first decision is provided to authors approximately 13.7 days after submission; acceptance to publication is undertaken in 2.9 days (median values for papers published in this journal in the second half of 2023).
- **Recognition of Reviewers:** reviewers who provide timely, thorough peer-review reports receive vouchers entitling them to a discount on the APC of their next publication in MDPI journals, in appreciation of the work.
- **Testimonials:** See what our authors and editors say about Polymers.

Impact Factor: 5.0 (2022); 5-Year Impact Factor: 5.0 (2022)

Imprint Information
 Journal Flyer
 Open Access
 ISSN: 2073-4360

E-Mail Alert

Add your e-mail address to receive forthcoming issues of this journal:

Subscribe

News

13 May 2024

Meet Us at the 34th CCS Congress, 15–18 June 2024, Guangzhou, China



2 May 2024

MDPI Insights: The CEO's Letter #11 – 2023 Annual Report, MDPI Awards, STM

Article

Characterisation of Sodium Acetate Treatment on *Acacia pennata* Natural Fibres

Kasirajan Rajam Jaya Sheeba ¹, Retnam Krishna Priya ^{1,*}, Krishna Prakash Arunachalam ²,
Siva Avudaiappan ^{3,4,5}, Nelson Maureira-Carsalade ⁶ and Ángel Roco-Videla ^{7,*}

¹ PG & Research Department of Physics, Holy Cross College (Autonomous), Manonmaniam Sundaranar University, Nagercoil 627012, Tamil Nadu, India

² Department of Civil Engineering, College of Engineering Nagercoil, Anna University, Kanyakumari 629004, India; krishnaprakash3191@gmail.com

³ Departamento de Ingeniería Civil, Universidad de Concepción, Concepción 4070409, Chile

⁴ Centro Nacional de Excelencia para la Industria de la Madera (CENAMAD), Pontificia Universidad Católica de Chile, Av. Vicuña Mackenna 4860, Santiago 8330024, Chile

⁵ Department of Physiology, Saveetha Dental College and Hospitals, Saveetha Institute of Medical and Technical Sciences (SIMATS), Chennai 600077, India

⁶ Departamento de Ingeniería Civil, Universidad Católica de la Santísima Concepción, Concepción 4090541, Chile

⁷ Facultad de Salud y Ciencias Sociales, Universidad de las Américas, Providencia, Santiago 7500975, Chile

* Correspondence: rkrishnapriya@protonmail.com (R.K.P.); aroco@udla.cl (Á.R.-V.)

Abstract: The present study concerns the physico-chemical, structural, mechanical and thermal characterization of *Acacia pennata*, a natural and almost inexpensive fibre, as a potential reinforcement in polymer composites. The effect of treating the fibre with sodium acetate to increase its qualities has been seen through the use of thermogravimetric analysis, scanning electron microscope (SEM) analysis, X-ray diffraction (XRD), mechanical property tester, and Fourier transform infrared spectroscopy (FTIR). According to XRD analysis, the elimination of lignin and wax-like impurities resulted in an increase in the AP fibre's crystalline index (79.73%). The fibre's thermal stability was also discovered to be 365 °C. Tensile strength (557.58 MPa) and elongation at break both increased by 2.9% after treatment with sodium acetate. The surface nature and quality of AP fibres improved after sodium acetate treatment. It was confirmed by the reduction of chemical compositions (such as hemicellulose, lignin and pectin). Given its density, the fibre can be suggested as a reinforcement in polymer composites for light-weight applications because its lightweight property will be more useful for composite manufacturing.

Keywords: chemical composition; X-ray diffraction; fourier transform infrared spectroscopy; thermal stability; tensile strength



Citation: Sheeba, K.R.J.; Priya, R.K.; Arunachalam, K.P.; Avudaiappan, S.; Maureira-Carsalade, N.; Roco-Videla, Á. Characterisation of Sodium Acetate Treatment on *Acacia pennata* Natural Fibres. *Polymers* **2023**, *15*, 1996. <https://doi.org/10.3390/polym15091996>

Academic Editor: Sunil Kumar Ramamoorthy

Received: 28 February 2023

Revised: 14 April 2023

Accepted: 17 April 2023

Published: 23 April 2023



Copyright: © 2023 by the authors. Licensee MDPI, Basel, Switzerland. This article is an open access article distributed under the terms and conditions of the Creative Commons Attribution (CC BY) license (<https://creativecommons.org/licenses/by/4.0/>).

1. Introduction

In recent years, interest in the powerful use of bio-polymeric materials has expanded significantly. Natural fibres, sometimes referred to as non-wood lignocellulose materials, are being researched as potential environmentally friendly composites that could reduce or replace synthetic fibres and polymers. Environmentally friendly materials have come into consideration as a result of rising environmental awareness and public interest, new environmental rules, and unsustainable petroleum consumption. Natural fibre is regarded as one of the eco-friendlier materials with superior qualities to synthetic fibre [1]. Natural fibres are fibres that are not artificial or synthetic. They may come from either plants or animals [2]. The production of composite materials using natural fibres such as jute, flax, sisal and oil palm, both renewable and non-renewable resources, has attracted a lot of attention in recent decades [3–5].



Source details

Polymers

Open Access ⓘ

Scopus coverage years: from 2009 to Present

Publisher: Multidisciplinary Digital Publishing Institute (MDPI)

E-ISSN: 2073-4360

Subject area: Materials Science: Polymers and Plastics Chemistry: General Chemistry

Source type: Journal

[View all documents >](#)

[Set document alert](#)

[Save to source list](#)

CiteScore 2022
6.6 ⓘ

SJR 2022
0.720 ⓘ

SNIP 2022
1.167 ⓘ

[CiteScore](#) [CiteScore rank & trend](#) [Scopus content coverage](#)

i Improved CiteScore methodology ✕

CiteScore 2022 counts the citations received in 2019-2022 to articles, reviews, conference papers, book chapters and data papers published in 2019-2022, and divides this by the number of publications published in 2019-2022. [Learn more >](#)

CiteScore 2022 ▾

$$6.6 = \frac{1,00,096 \text{ Citations } 2019 - 2022}{15,057 \text{ Documents } 2019 - 2022}$$

Calculated on 05 May, 2023

CiteScoreTracker 2023 ⓘ

$$8.0 = \frac{1,40,427 \text{ Citations to date}}{17,639 \text{ Documents to date}}$$

Last updated on 05 April, 2024 • Updated monthly

CiteScore rank 2022 ⓘ

Category	Rank	Percentile
Materials Science		
└ Polymers and Plastics	#38/163	76th
Chemistry		
└ General Chemistry	#98/407	76th

[View CiteScore methodology >](#) [CiteScore FAQ >](#) [Add CiteScore to your site >](#)



Already have a manuscript?

Use our Manuscript Matcher to find the best relevant journals!

[Find a Match](#)

Filters [Clear All](#)

- Web of Science Coverage ▼
- Open Access ▼
- Category ▼
- Country / Region ▼
- Language ▼
- Frequency ▼
- Journal Citation Reports ▼

Refine Your Search Results

Polymers [Search](#)

Sort By: Relevancy ☰

Search Results

Found 106 results (Page 1) [Share These Results](#)

Exact Match Found

POLYMERS OPEN ACCESS

Publisher: **MDPI, ST ALBAN-ANLAGE 66, BASEL, SWITZERLAND, CH-4052**

ISSN / eISSN: **2073-4360**

Web of Science Core Collection: **Science Citation Index Expanded**

Additional Web of Science Indexes: **Current Contents Physical, Chemical & Earth Sciences | Essential Science Indicators**

[Share This Journal](#) [View profile page](#)

* Requires free login.

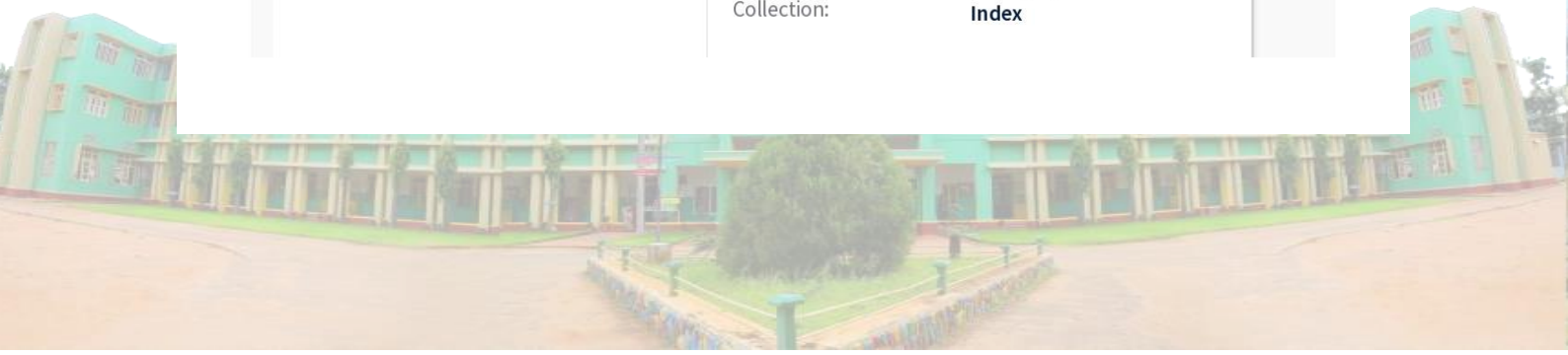
Other Possible Matches

ACS POLYMERS AU OPEN ACCESS

Publisher: **AMER CHEMICAL SOC, 1155 16TH ST, NW, WASHINGTON, USA, DC, 20036**

ISSN / eISSN: **2694-2453**

Web of Science Core Collection: **Emerging Sources Citation Index**





Search for Articles:

Title / Keyword

Author / Affiliation / Email

Polymers

All Article Types

Search

Advanced

Journals / Polymers

IMPACT FACTOR 5.0

Indexed in: PubMed

CITESCORE 6.6



Submit to Polymers

Review for Polymers



Journal Menu

- Polymers Home
- Aims & Scope
- Editorial Board
- Reviewer Board
- Topical Advisory Panel
- Instructions for Authors
- Special Issues
- Topics
- Sections & Collections
- Article Processing Charge
- Indexing & Archiving
- Editor's Choice Articles
- Most Cited & Viewed
- Journal Statistics
- Journal History

Polymers

Polymers is an international, peer-reviewed, open access journal of polymer science published semimonthly online by MDPI. Belgian Polymer Group (BPG), European Colloid & Interface Society (ECIS), National Interuniversity Consortium of Materials Science and Technology (INSTM) and North American Thermal Analysis Society (NATAS) are affiliated with Polymers and their members receive a discount on the article processing charges.

- **Open Access** — free for readers, with article processing charges (APC) paid by authors or their institutions.
- **High Visibility:** indexed within Scopus, SCIE (Web of Science), Ei Compendex, PubMed, PMC, FSTA, CAPIus / SciFinder, Inspec, and other databases.
- **Journal Rank:** JCR - Q1 (Polymer Science) / CiteScore - Q1 (Polymers and Plastics)
- **Rapid Publication:** manuscripts are peer-reviewed and a first decision is provided to authors approximately 13.7 days after submission; acceptance to publication is undertaken in 2.9 days (median values for papers published in this journal in the second half of 2023).
- **Recognition of Reviewers:** reviewers who provide timely, thorough peer-review reports receive vouchers entitling them to a discount on the APC of their next publication in MDPI journals, in appreciation of the work.
- **Testimonials:** See what our authors and editors say about Polymers.

Impact Factor: 5.0 (2022); 5-Year Impact Factor: 5.0 (2022)

Imprint Information Journal Flyer Open Access ISSN: 2073-4360

E-Mail Alert

Add your e-mail address to receive forthcoming issues of this journal:

Enter Your E-Mail Address...

Subscribe

News

13 May 2024

Meet Us at the 34th CCS Congress, 15-18 June 2024, Guangzhou, China



2 May 2024

MDPI Insights: The CEO's Letter #11 - 2023 Annual Report, MDPI Awards, STM

Article

Biodegradable Green Composites: Effects of Potassium Permanganate (KMnO₄) Treatment on Thermal, Mechanical, and Morphological Behavior of Butea Parviflora (BP) Fibers

M. Abisha ¹, R. Krishna Priya ^{1,*}, Krishna Prakash Arunachalam ², Siva Avudaiappan ^{3,4,5}, Erick I. Saavedra Flores ⁶ and Pablo Fernando Parra ⁷

¹ PG & Research Department of Physics, Holy Cross College, Nagercoil, Affiliated to Manonmaniam Sundaranar University, Tirunelveli 627012, India

² Department of Civil Engineering, University College of Engineering Nagercoil, Anna University, Nagercoil 629004, India; krishnaprakash3191@gmail.com

³ Departamento de Ingeniería Civil, Universidad de Concepción, Concepción 4070386, Chile

⁴ Centro Nacional de Excelencia para la Industria de la Madera (CENAMAD), Pontificia Universidad Católica de Chile, Av. Vicuña Mackenna 4860, Santiago 8330024, Chile

⁵ Department of Physiology, Saveetha Dental College and Hospitals, SIMATS, Chennai 600077, India

⁶ Departamento de Ingeniería en Obras Civiles, Universidad de Santiago de Chile, Av. Ecuador 3659, Estación Central, Santiago 8320000, Chile

⁷ Faculty of Engineering and Sciences, Universidad Adolfo Ibáñez, Santiago 7941169, Chile

* Correspondence: rkrishnapriya@protonmail.com



Citation: Abisha, M.; Priya, R.K.; Arunachalam, K.P.; Avudaiappan, S.; Saavedra Flores, E.I.; Parra, P.F. Biodegradable Green Composites: Effects of Potassium Permanganate (KMnO₄) Treatment on Thermal, Mechanical, and Morphological Behavior of Butea Parviflora (BP) Fibers. *Polymers* **2023**, *15*, 2197. <https://doi.org/10.3390/polym15092197>

Academic Editor: Kristine V. Aleksanyan

Received: 20 March 2023

Revised: 17 April 2023

Accepted: 22 April 2023

Published: 5 May 2023



Copyright: © 2023 by the authors. Licensee MDPI, Basel, Switzerland. This article is an open access article distributed under the terms and conditions of the Creative Commons Attribution (CC BY) license (<https://creativecommons.org/licenses/by/4.0/>).

Abstract: This study emphasizes the importance of utilizing biodegradable material Butea parviflora (BP) fiber for sustainable solutions. BP fiber offers numerous ecological benefits, such as being lightweight, biodegradable, and affordable to recycle. The study examines the effects of potassium permanganate (KMnO₄) treatment on BP fiber and analyzes its physical and chemical behavior using various methods, including X-ray Diffraction (XRD) analysis, tensile testing, thermogravimetric analysis, thermal conductivity, Scanning Electron Microscopy (SEM), and Fourier Transform Infrared spectroscopic (FTIR) analysis. The results demonstrate that BP fiber possesses low density (1.40 g/cc) and high cellulose content (59.4%), which fosters compatibility between the matrix and resin. XRD analysis indicates a high crystallinity index (83.47%) and crystallite size (6.4 nm), showcasing exceptional crystalline behavior. Treated fibers exhibit improved tensile strength (198 MPa) and Young's modulus (4.40 GPa) compared to untreated fibers (tensile strength—92 MPa, tensile modulus—2.16 GPa). The Tg-DTA thermograms reveal the fiber's thermal resistance up to 240 °C with a kinetic activation energy between 62.80–63.46 kJ/mol. Additionally, the lowered thermal conductivity (K) from Lee's disc experiment suggests that BP fiber could be used in insulation applications. SEM photographic results display effective surface roughness for composite making, and FTIR studies reveal vibrational variations of cellulosic functional groups, which correlates with increased cellulosic behavior. Overall, the study affirms the potential of BP fiber as a reinforcing material for composite-making while emphasizing the importance of utilizing biodegradable materials for sustainability.

Keywords: cellulosic fiber; crystallinity; sustainability; green composites

1. Introduction

Technological advancement provides valuable resources along with ruins that are primarily non-biodegradable. There are high hopes that bio composites infused with natural fibers will attain a pollution-free environment and reduce synthetic acquisition. Reduced mass fraction and density are the two key variables that prioritize the use of natural fibers as reinforcements. A key factor that impacts the utility and availability of product in the market is its structural design, which is predominantly overtaken by synthetic materials. Now, the natural fiber composites are turning out to be trend-setters with their adaptability



Source details

Polymers

Open Access ⓘ

Scopus coverage years: from 2009 to Present

Publisher: Multidisciplinary Digital Publishing Institute (MDPI)

E-ISSN: 2073-4360

Subject area: Materials Science: Polymers and Plastics Chemistry: General Chemistry

Source type: Journal

CiteScore 2022
6.6 ⓘ

SJR 2022
0.720 ⓘ

SNIP 2022
1.167 ⓘ

[View all documents >](#) [Set document alert](#) [Save to source list](#)

[CiteScore](#) [CiteScore rank & trend](#) [Scopus content coverage](#)

i Improved CiteScore methodology ⓘ

CiteScore 2022 counts the citations received in 2019-2022 to articles, reviews, conference papers, book chapters and data papers published in 2019-2022, and divides this by the number of publications published in 2019-2022. [Learn more >](#)

CiteScore 2022 ▼

$$6.6 = \frac{1,00,096 \text{ Citations 2019 - 2022}}{15,057 \text{ Documents 2019 - 2022}}$$

Calculated on 05 May, 2023

CiteScoreTracker 2023 ⓘ

$$8.0 = \frac{1,40,427 \text{ Citations to date}}{17,639 \text{ Documents to date}}$$

Last updated on 05 April, 2024 • Updated monthly

CiteScore rank 2022 ⓘ

Category	Rank	Percentile
Materials Science		
└ Polymers and Plastics	#38/163	76th
Chemistry		
└ General Chemistry	#98/407	76th

[View CiteScore methodology >](#) [CiteScore FAQ >](#) [Add CiteScore to your site &](#)



Already have a manuscript?

Use our Manuscript Matcher to find the best relevant journals!

[Find a Match](#)

Filters [Clear All](#)

- Web of Science Coverage ▼
- Open Access ▼
- Category ▼
- Country / Region ▼
- Language ▼
- Frequency ▼
- Journal Citation Reports ▼

Refine Your Search Results

Polymers [Search](#)

Sort By: Relevancy ☰

Search Results

Found 106 results (Page 1) [Share These Results](#)

Exact Match Found

POLYMERS OPEN ACCESS

Publisher: **MDPI, ST ALBAN-ANLAGE 66, BASEL, SWITZERLAND, CH-4052**

ISSN / eISSN: **2073-4360**

Web of Science Core Collection: **Science Citation Index Expanded**

Additional Web of Science Indexes: **Current Contents Physical, Chemical & Earth Sciences | Essential Science Indicators**

[Share This Journal](#) [View profile page](#)

* Requires free login.

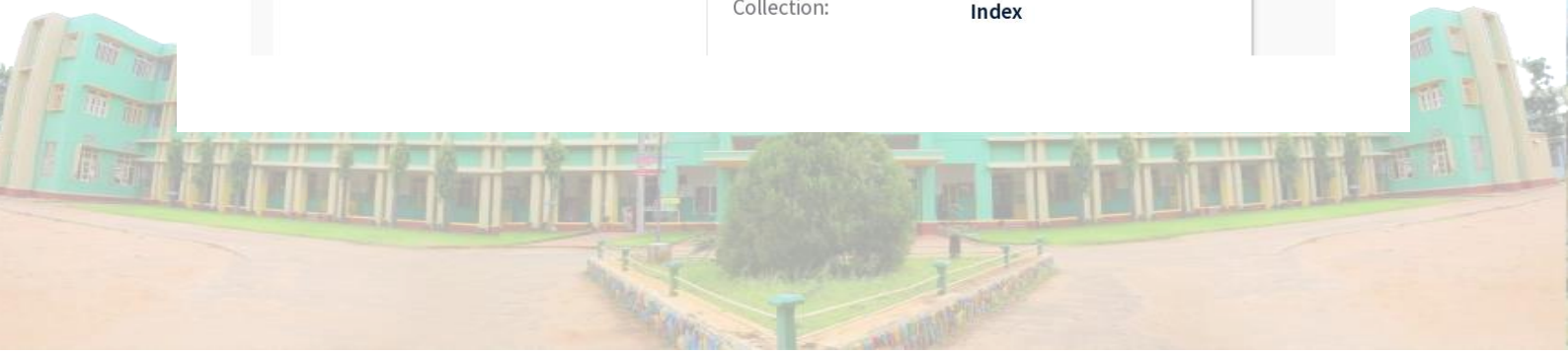
Other Possible Matches

ACS POLYMERS AU OPEN ACCESS

Publisher: **AMER CHEMICAL SOC, 1155 16TH ST, NW, WASHINGTON, USA, DC, 20036**

ISSN / eISSN: **2694-2453**

Web of Science Core Collection: **Emerging Sources Citation Index**





Search for Articles:

Title / Keyword

Author / Affiliation / Email

Polymers

All Article Types

Search

Advanced

Journals / Polymers

IMPACT FACTOR 5.0 Indexed in: PubMed CITESCORE 6.6



Submit to Polymers

Review for Polymers



Journal Menu

- Polymers Home
- Aims & Scope
- Editorial Board
- Reviewer Board
- Topical Advisory Panel
- Instructions for Authors
- Special Issues
- Topics
- Sections & Collections
- Article Processing Charge
- Indexing & Archiving
- Editor's Choice Articles
- Most Cited & Viewed
- Journal Statistics
- Journal History

Polymers

Polymers is an international, peer-reviewed, open access journal of polymer science published semimonthly online by MDPI. Belgian Polymer Group (BPG), European Colloid & Interface Society (ECIS), National Interuniversity Consortium of Materials Science and Technology (INSTM) and North American Thermal Analysis Society (NATAS) are affiliated with Polymers and their members receive a discount on the article processing charges.

- Open Access** — free for readers, with article processing charges (APC) paid by authors or their institutions.
- High Visibility:** indexed within Scopus, SCIE (Web of Science), Ei Compendex, PubMed, PMC, FSTA, CAPIus / SciFinder, Inspec, and other databases.
- Journal Rank:** JCR - Q1 (Polymer Science) / CiteScore - Q1 (Polymers and Plastics)
- Rapid Publication:** manuscripts are peer-reviewed and a first decision is provided to authors approximately 13.7 days after submission; acceptance to publication is undertaken in 2.9 days (median values for papers published in this journal in the second half of 2023).
- Recognition of Reviewers:** reviewers who provide timely, thorough peer-review reports receive vouchers entitling them to a discount on the APC of their next publication in MDPI journals, in appreciation of the work.
- Testimonials:** See what our authors and editors say about Polymers.

Impact Factor: 5.0 (2022); 5-Year Impact Factor: 5.0 (2022)

Imprint Information Journal Flyer Open Access ISSN: 2073-4360

E-Mail Alert

Add your e-mail address to receive forthcoming issues of this journal:

Enter Your E-Mail Address...

Subscribe

News

13 May 2024

Meet Us at the 34th CCS Congress, 15–18 June 2024, Guangzhou, China



2 May 2024

MDPI Insights: The CEO's Letter #11 – 2023 Annual Report, MDPI Awards, STM

Article

Investigating the Mechanical, Thermal, and Crystalline Properties of Raw and Potassium Hydroxide Treated Butea Parviflora Fibers for Green Polymer Composites

Abisha Mohan ¹, Retnam Krishna Priya ^{1,*}, Krishna Prakash Arunachalam ^{2,*}, Siva Avudaiappan ^{3,4,5}, Nelson Maureira-Carsalade ⁶ and Angel Roco-Videla ^{7,*}

- ¹ PG & Research Department of Physics, Holy Cross College, Nagercoil, Affiliated to Manonmaniam Sundaranar University, Tirunelveli 627012, India; mabisha@proton.me
 - ² Department of Civil Engineering, University College of Engineering Nagercoil, Anna University, Nagercoil 629004, India
 - ³ Departamento de Ingeniería Civil, Universidad de Concepción, Concepción 4070386, Chile; savudaiappan@udec.cl
 - ⁴ Centro Nacional de Excelencia para la Industria de la Madera (CENAMAD), Pontificia Universidad Católica de Chile, Av. Vicuña Mackenna 4860, Santiago 8330024, Chile
 - ⁵ Department of Physiology, Saveetha Dental College and Hospitals, SIMATS, Chennai 600077, India
 - ⁶ Departamento de Ingeniería Civil, Universidad Católica de la Santísima Concepción, Concepción 4090541, Chile
 - ⁷ Facultad de Salud y Ciencias Sociales, Universidad de las Américas, Providencia, Santiago 7500975, Chile
- * Correspondence: rkrishnapriya@protonmail.com (R.K.P.); krishnaprakash3191@gmail.com (K.P.A.); aroco@udla.cl (A.R.-V.)



Citation: Mohan, A.; Priya, R.K.; Arunachalam, K.P.; Avudaiappan, S.; Maureira-Carsalade, N.; Roco-Videla, A. Investigating the Mechanical, Thermal, and Crystalline Properties of Raw and Potassium Hydroxide Treated Butea Parviflora Fibers for Green Polymer Composites. *Polymers* **2023**, *15*, 3522. <https://doi.org/10.3390/polym15173522>

Academic Editor: Raffaella Striani

Received: 24 June 2023
 Revised: 13 August 2023
 Accepted: 17 August 2023
 Published: 24 August 2023



Copyright: © 2023 by the authors. Licensee MDPI, Basel, Switzerland. This article is an open access article distributed under the terms and conditions of the Creative Commons Attribution (CC BY) license (<https://creativecommons.org/licenses/by/4.0/>).

Abstract: The only biotic factor that can satisfy the needs of human species are plants. In order to minimize plastic usage and spread an immediate require of environmental awareness, the globe urges for the development of green composite materials. Natural fibers show good renewability and sustainability and are hence utilized as reinforcements in polymer matrix composites. The present work concerns on the usage of Butea parviflora fiber (BP), a green material, for high end applications. The study throws light upon the characterization of raw and potassium hydroxide (KOH)-treated Butea Parviflora plant, where its physical, structural, morphological, mechanical, and thermal properties are analyzed using the powder XRD, FTIR spectroscopy, FESEM micrographs, tensile testing, Tg-DTA, Thermal conductivity, Chemical composition, and CHNS analysis. The density values of untreated and KOH-treated fibers are 1.238 g/cc and 1.340 g/cc, respectively. The crystallinity index of the treated fiber has significantly increased from 83.63% to 86.03%. The cellulose content of the treated fiber also experienced a substantial increase from 58.50% to 60.72%. Treated fibers exhibited a reduction in both hemicelluloses and wax content. Spectroscopic studies registered varying vibrations of functional groups residing on the fibers. SEM images distinguished specific changes on the raw and treated fiber surfaces. The Availability of elements Carbon, Nitrogen, and Hydrogen were analyzed using the CHNS studies. The tensile strength and modulus of treated fibers has risen to 192.97 MPa and 3.46 Gpa, respectively. Thermal conductivity (K) using Lee's disc showed a decrement in the K values of alkalinized BP. The activation energy E_a lies between 55.95 and 73.15 kJ/mol. The fibers can withstand a good temperature of up to 240 °C, presenting that it can be tuned in for making sustainable composites.

Keywords: green composites; stem fiber; crystallinity; thermal behavior; reinforcement material

1. Introduction

For centuries, the distinctive characteristics of natural fibers have made them valuable for diverse purposes. The properties of natural fibers, including their mechanical, physical, and chemical attributes, are contingent on factors such as the specific fiber type, the plant



Source details

Environmental Research

Scopus coverage years: from 1967 to 1995, from 1997 to Present

Publisher: Elsevier

ISSN: 0013-9351 E-ISSN: 1096-0953

Subject area: Environmental Science: General Environmental Science Biochemistry, Genetics and Molecular Biology: Biochemistry

Source type: Journal

- [View all documents >](#)
- [Set document alert](#)
- [Save to source list](#)

CiteScore 2022 ⓘ
11.0

SJR 2022 ⓘ
1.635

SNIP 2022 ⓘ
1.664

[CiteScore](#) [CiteScore rank & trend](#) [Scopus content coverage](#)

i Improved CiteScore methodology ✕

CiteScore 2022 counts the citations received in 2019-2022 to articles, reviews, conference papers, book chapters and data papers published in 2019-2022, and divides this by the number of publications published in 2019-2022. [Learn more >](#)

CiteScore 2022 ▼

$$11.0 = \frac{62,697 \text{ Citations 2019 - 2022}}{5,678 \text{ Documents 2019 - 2022}}$$

Calculated on 05 May, 2023

CiteScoreTracker 2023 ⓘ

$$12.5 = \frac{95,739 \text{ Citations to date}}{7,640 \text{ Documents to date}}$$

Last updated on 05 March, 2024 • Updated monthly

CiteScore rank 2022 ⓘ

Category	Rank	Percentile
Environmental Science		
└ General Environmental Science	#16/227	93rd
Biochemistry, Genetics and Molecular Biology		
└ Biochemistry	#47/428	89th

[View CiteScore methodology >](#) [CiteScore FAQ >](#) [Add CiteScore to your site](#)



Already have a manuscript?

Use our Manuscript Matcher to find the best relevant journals!

Find a Match

Refine Your Search Results

Environmental Research

Search

Sort By: Relevancy

Filters

Clear All

Web of Science Coverage

Open Access

Category

Country / Region

Language

Frequency

Journal Citation Reports

Search Results

Found 22,457 results (Page 1)

Share These Results

Exact Match Found

ENVIRONMENTAL RESEARCH

Publisher: ACADEMIC PRESS INC ELSEVIER SCIENCE , 525 B ST, STE 1900, SAN DIEGO, USA, CA, 92101-4495

ISSN / eISSN: 0013-9351 / 1096-0953

Web of Science Core Collection: Science Citation Index Expanded

Additional Indexes: Biological Abstracts | BIOSIS Previews | Web of Science Current Contents Agriculture, Biology & Environmental Sciences | Current Contents Life Sciences | Essential Science Indicators

Share This Journal

View profile page

* Requires free login.

Other Possible Matches

APPLIED ECOLOGY AND ENVIRONMENTAL RESEARCH

Publisher: ALOKI APPLIED ECOLOGICAL RESEARCH AND FORENSIC INST LTD , Kassa u. 118, Budapest, Hungary, H 1185





ScienceDirect®

Environmental Research

Supports open access

11

CiteScore

8.3

Impact Factor

[Submit your article ↗](#)

[Guide for authors](#)

Menu

Search in this journal

About the journal

A Multidisciplinary Journal of Environmental Sciences and Engineering

Environmental Research is a multi-disciplinary journal publishing high quality and novel information about anthropogenic issues of global relevance and applicability in a wide range of environmental disciplines, and ...

[View full aims & scope](#)

\$3550 ⓘ

Article publishing charge
for open access

3 days

Time to first decision

91 days

Submission to acceptance

6 days

Acceptance to publication



[View all insights](#)









Environmental Research

Volume 233, 15 September 2023, 116415

Physico-chemical and extraction properties on alkali-treated *Acacia pennata* fiber

K.R. Jaya Sheeba^{a, b, 1}, Jagadeesh Kumar Alagarasan^{c, 1}, Jeyaprakash Dharmaraja^d, S. Anne Kavitha^{a, b}, Sutha Shobana^e, Sundaram Arvindnarayan^f, Manoharan Vadivel^g, Moonyong Lee^c  , Krishna Priya Retnam^{a, b}  

Show more 

 Share  Cite

<https://doi.org/10.1016/j.envres.2023.116415> 

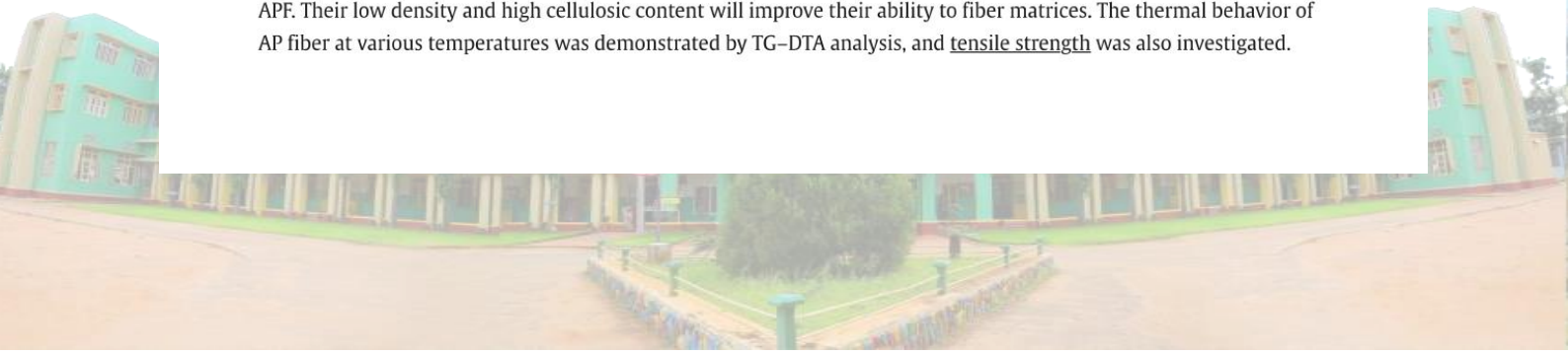
[Get rights and content](#) 

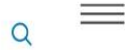
Highlights

- Optimization of water treatment and alkali treatment of *Acacia pennata* fibers.
- Relatively high crystallinity index (54.65%) was found for alkali-treated APF.
- TGA established the thermal stability to withstand polymerization temperature.
- High cellulose content of APF provides good mechanical and tensile strength.
- Low density of untreated and alkali-treated APFs promotes light-weight applications.

Abstract

The production of reinforced composite materials can generally benefit greatly from the use of natural cellulosic woody fibers as good sustainable resources. Natural plants like hemp, cotton, and bamboo are great options for knitters and crocheters looking to make eco-friendly goods. The current study examines the properties of natural fiber obtained from the stem of the *Acacia pennata* (AP) plant, as well as its basic physico-chemical, structural, thermal, and mechanical characteristics. The key goal of this work was to investigate how alkali treatment affected the AP fibers' morphology, chemical composition, tensile capabilities, morphological changes, and thermal degradation (APFs). The SEM image and pXRD analyses support the improved surface roughness of the fiber, and that was seen after the alkaline treatment. From XRD analysis, the fiber crystallinity index (54.65%) was improved and it was connected to their SEM pictograms in comparison to untreated APF. Alkali-treated AP fibers include a higher percentage of chemical components including cellulose (51.38%) and ash (5.13%). Alkali-treated AP fibers have a lower amount of hemicellulose (30.30%), lignin (20.96%), pectin (8.77%), wax (0.12%), and moisture (13.44%) than untreated APF. Their low density and high cellulosic content will improve their ability to fiber matrices. The thermal behavior of AP fiber at various temperatures was demonstrated by TG-DTA analysis, and tensile strength was also investigated.





Source details

Inorganic Chemistry Communications

Formerly included in: Inorganica Chimica Acta

Scopus coverage years: from 1998 to Present

Publisher: Elsevier

ISSN: 1387-7003

Subject area: Chemistry: Inorganic Chemistry Materials Science: Materials Chemistry
Chemistry: Physical and Theoretical Chemistry

Source type: Journal

CiteScore 2022

4.6



SJR 2022

0.511



SNIP 2022

0.645



[View all documents >](#) [Set document alert](#) [Save to source list](#)

[CiteScore](#) [CiteScore rank & trend](#) [Scopus content coverage](#)

i Improved CiteScore methodology

CiteScore 2022 counts the citations received in 2019-2022 to articles, reviews, conference papers, book chapters and data papers published in 2019-2022, and divides this by the number of publications published in 2019-2022. [Learn more >](#)

CiteScore 2022

$$4.6 = \frac{12,146 \text{ Citations 2019 - 2022}}{2,624 \text{ Documents 2019 - 2022}}$$

Calculated on 05 May, 2023

CiteScoreTracker 2023

$$5.5 = \frac{19,521 \text{ Citations to date}}{3,561 \text{ Documents to date}}$$

Last updated on 05 March, 2024 • Updated monthly

CiteScore rank 2022

Category	Rank	Percentile
Chemistry		
Inorganic Chemistry	#27/78	66th
Materials Science		
Materials Chemistry	#116/306	62nd
Chemistry		

[View CiteScore methodology >](#) [CiteScore FAQ >](#) [Add CiteScore to your site](#)



Master Journal List

Search Journals

Match Manuscript

Downloads

Help C

NEW

The power of the Web of Science™ on your mobile device, wherever inspiration strikes.

Dismiss

Learn More

Already have a manuscript?

Use our Manuscript Matcher to find the best relevant journals!

Find a Match

Filters

Clear All

Web of Science Coverage

Open Access

Category

Country / Region

Language

Frequency

Journal Citation Reports

Refine Your Search Results

Inorganic Chemistry Communications

Search

Sort By: Relevancy

Search Results

Found 1,849 results (Page 1)

Share These Results

Exact Match Found

INORGANIC CHEMISTRY COMMUNICATIONS

Publisher: ELSEVIER , RADARWEG 29, AMSTERDAM, Netherlands, 1043 NX

ISSN / eISSN: 1387-7003 / 1879-0259

Web of Science Core Science Citation Index Collection: Expanded

Additional Web of Science Current Contents Physical, Chemical & Earth Sciences | Essential Science Indexes: Indicators

Share This Journal

View profile page

* Requires free login.

Other Possible Matches





ScienceDirect®

Inorganic Chemistry Communications

Supports open access

4.6

CiteScore

3.8

Impact Factor

[Submit your article ↗](#)
[Guide for authors](#)

Menu

Search in this journal

About the journal

Launched in January 1998, *Inorganic Chemistry Communications* is an international journal dedicated to the rapid publication of short communications in the major areas of **inorganic**, **organometallic** and **supramolecular chemistry**. Topics include **synthetic** and **reaction** chemistry, kinetics and mechanisms ...

[View full aims & scope](#)

\$3450 ⓘ

Article publishing charge
for open access

29 days

Time to first decision

68 days

Review time

85 days

Submission to acceptance


[View all insights](#)




ScienceDirect

Inorganic Chemistry Communications

Volume 158, Part 1, December 2023, 111455

Short communication

Exploring the growth kinetics of novel and diverse morphologies in nickel oxide nanostructures

S. Virgin Jeba^a, S. Sonia^a, D. Sivaganesh^b, Naidu Dhanpal Jayaram^c, C.G. Jinita^a, R. Ramachandran^d, N. Annlin Bezy^a, T. Satheesh Kumar^e, A. Lesly Fathima^a  

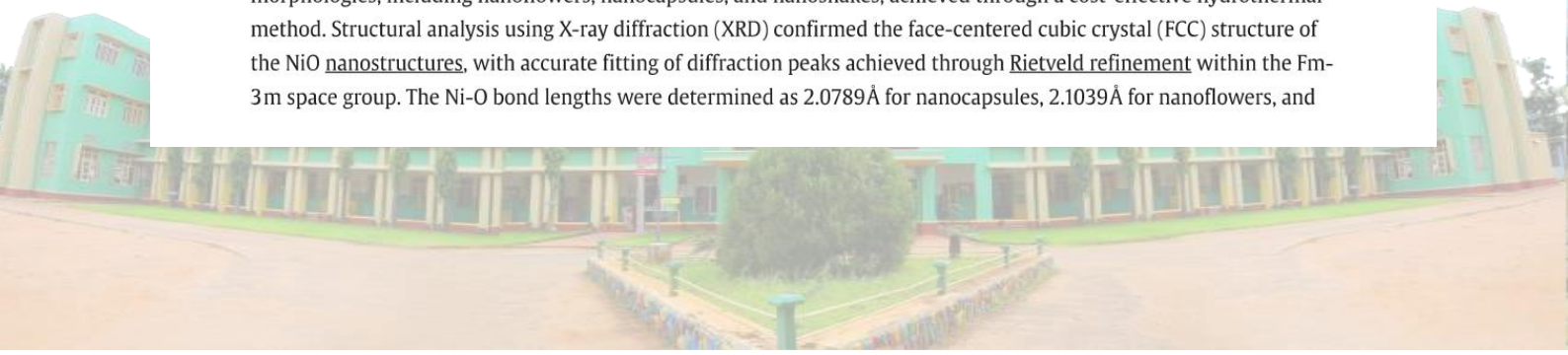
[Show more](#) [Share](#)  [Cite](#) <https://doi.org/10.1016/j.inoche.2023.111455> [Get rights and content](#) 

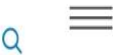
Highlights

- The hydrothermal synthesis method was employed to fabricate NiO nanostructures including nanoflowers, nanocapsules, and nanosnakes.
- A unique morphology, referred to as “nanosnakes,” was successfully synthesized and reported for the first time in this study.
- The growth mechanism of the synthesized nanoflowers, nanocapsules, and nanosnakes was elucidated, highlighting the involvement of crystallization, Ostwald ripening, and self-assembly processes.
- Rietveld refinement analysis was employed to determine the structural parameters of NiO nanostructures, providing precise information about their crystal structure, lattice parameters, and phase purity.
- The chemical bonding nature of NiO nanoflowers, nanocapsules, and nanosnakes was analyzed, and the 3D unit cells of these structures were displayed, providing valuable insights into their crystal structure and arrangement.

Abstract

This study focuses on the synthesis and characterization of nickel oxide (NiO) nanostructures with diverse morphologies, including nanoflowers, nanocapsules, and nanosnakes, achieved through a cost-effective hydrothermal method. Structural analysis using X-ray diffraction (XRD) confirmed the face-centered cubic crystal (FCC) structure of the NiO nanostructures, with accurate fitting of diffraction peaks achieved through Rietveld refinement within the Fm-3m space group. The Ni-O bond lengths were determined as 2.0789Å for nanocapsules, 2.1039Å for nanoflowers, and





Source details

Scientific Reports

Open Access ⓘ

Scopus coverage years: from 2011 to Present

Publisher: Springer Nature

ISSN: 2045-2322

Subject area: Multidisciplinary

Source type: Journal

CiteScore 2022 ⓘ
7.5

SJR 2022 ⓘ
0.973

SNIP 2022 ⓘ
1.312

- [View all documents >](#)
- [Set document alert](#)
- [Save to source list](#)

[CiteScore](#) [CiteScore rank & trend](#) [Scopus content coverage](#)

i Improved CiteScore methodology ✕

CiteScore 2022 counts the citations received in 2019-2022 to articles, reviews, conference papers, book chapters and data papers published in 2019-2022, and divides this by the number of publications published in 2019-2022. [Learn more >](#)

CiteScore 2022 ∨

$$7.5 = \frac{648,244 \text{ Citations 2019 - 2022}}{86,190 \text{ Documents 2019 - 2022}}$$

Calculated on 05 May, 2023

CiteScoreTracker 2023 ⓘ

$$7.4 = \frac{656,265 \text{ Citations to date}}{88,508 \text{ Documents to date}}$$

Last updated on 05 March, 2024 • Updated monthly

CiteScore rank 2022 ⓘ

Category	Rank	Percentile
Multidisciplinary	#11/134	92nd

[View CiteScore methodology >](#) [CiteScore FAQ >](#) [Add CiteScore to your site](#)



Already have a manuscript?

Use our Manuscript Matcher to find the best relevant journals!

Find a Match

Filters

Clear All

Web of Science Coverage

Open Access

Category

Country / Region

Language

Frequency

Journal Citation Reports

Refine Your Search Results

Scientific Reports

Search

Sort By: Relevancy

Search Results

Found 12,829 results (Page 1)

Share These Results

Exact Match Found

SCIENTIFIC REPORTS

OPEN ACCESS

Publisher: NATURE PORTFOLIO ,
HEIDELBERGER PLATZ 3, BERLIN,
Germany, 14197

ISSN / eISSN: 2045-2322

Web of Science Core Science Citation Index
Collection: Expanded

Additional Biological Abstracts | BIOSIS Previews |
Web of Science Current Contents Physical, Chemical &
Earth Sciences | Essential Science
Indexes: Indicators | Zoological Record

Share This Journal

View profile page

* Requires free login.

Other Possible Matches

SCIENTIFIC REPORTS OF HOKKAIDO FISHERIES RESEARCH INSTITUTES

Publisher: HOKKAIDO CENTRAL FISHERIES
EXPERIMENTAL STATION ,
HAMANA-KA-CHO 238, HOKKAIDO,
JAPAN,

scientific reports

[nature](#) > scientific reports



Publish with Scientific Reports

We're an open-access journal publishing rigorously peer-reviewed research from across the natural sciences, psychology, medicine and engineering.

Announcements

Journal Metrics

Scientific Reports has a 2-year impact factor of 4.6 (2022), and is the 5th most-cited journal in the world, with more than 738,000 citations in 2022*.

*2023 Journal Citation Reports® Science Edition (Clarivate Analytics, 2023).




Calls for Papers

Highlight your research and enhance its visibility to your field by submitting to one of our Guest Edited Collections, led by our expert Editorial Board Members.

The median time from submission to acceptance for papers submitted to our Guest Edited Collections is 102 days.





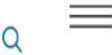
OPEN Examining the physico-chemical, structural and thermo-mechanical properties of naturally occurring *Acacia pennata* fibres treated with KMnO_4

K. R. Jaya Sheeba¹, Retnam Krishna Priya^{1✉}, Krishna Prakash Arunachalam², S. Shobana³, Siva Avudaiappan^{4,5,6✉} & Erick Saavedra Flores⁷

Natural fiber is a viable and possible option when looking for a material with high specific strength and high specific modulus that is lightweight, affordable, biodegradable, recyclable, and eco-friendly to reinforce polymer composites. There are many methods in which natural fibres can be incorporated into composite materials. The purpose of this research was to evaluate the physico-chemical, structural, thermal, and mechanical properties of *Acacia pennata* fibres (APFs). Scanning electron microscopy was used to determine the AP fibers' diameter and surface shape. The crystallinity index (64.47%) was discovered by XRD. The irregular arrangement and rough surface are seen in SEM photos. The findings demonstrated that fiber has high levels of cellulose (55.4%), hemicellulose (13.3%), and low levels of lignin (17.75%), which were determined through chemical analysis and validated by Fourier Transform Infrared Spectroscopy (FTIR). By using FTIR, the functional groups of the isolated AP fibers were examined, and TG analysis was used to look into the thermal degrading behaviour of the fibers treated with potassium permanganate (KMnO_4). Due to their low density (520 kg/m^3) and high cellulose content (55.4%), they have excellent bonding qualities. Additionally, tensile tests were used for mechanical characterisation to assess their tensile strength (685 MPa) and elongation.

Our living planet Earth is the source of abundant wealth and resources. It provides shelter for over seven million species of plants and animals. Today's diverse cellulose fibers, which have evolved over the past few decades and include flax, hemp, sisal, cotton, kenaf, jute, bamboo, coconut, and date palm, provide a variety of advantages over synthetic fibers (mostly glass, carbon, and plastic) due to their renewable nature^{1, 2}. A number of natural fiber materials can be distinguished by their place of origin in nature. According to specific classifications made by researchers³⁻⁸ these materials fall into three categories: fibers produced from animals, minerals, and plants. These fibers are used in a variety of composite material manufacturing processes⁹⁻¹³. In comparison to standard reinforcing materials, natural fibres have greater thermal and acoustic insulating qualities, an acceptable specific strength, cheap cost, and low density¹⁴⁻¹⁸. The maturity and origin of the plant, as well as the methods and techniques used to extract the fiber from the stem, still affect the mechanical properties of the fibers¹⁹. For every good alternative material without sacrificing the mechanical properties of the fiber, these are some better fiber-yielding plants that are reasonably priced. *Acacia pennata* (AC) is one such plant, and it is most readily available in tropical

¹PG & Research Department of Physics, Holy Cross College (Autonomous), Nagercoil, Affiliated to Manonmanium Sundaranar University, Tirunelveli, Tamil Nadu 629004, India. ²Department of Civil Engineering, University College of Engineering Nagercoil, Anna University, Nagercoil 629004, India. ³Green Technology and Sustainable Development in Construction Research Group, Van Lang School of Engineering and Technology, Van Lang University, Ho Chi Minh City, Viet Nam. ⁴Departamento de Ingeniería Civil, Universidad de Concepción, 4070386 Concepción, Chile. ⁵Centro Nacional de Excelencia Para la Industria de la Madera (CENAMAD), Pontificia Universidad Católica de Chile, Av. Vicuña Mackenna 4860, 8331150 Santiago, Chile. ⁶Department of Physiology, Saveetha Dental College and Hospitals, SIMATS, Chennai 600077, India. ⁷Departamento de Ingeniería en Obras Civiles, Universidad de Santiago de Chile, Av. Ecuador 3659, Estación Central, Santiago, Chile. ✉email: krishnapriya@holycrossngl.edu.in; savudaiappan@udec.cl



Source details

Case Studies in Construction Materials

Open Access ⓘ

Scopus coverage years: from 2014 to Present

Publisher: Elsevier

ISSN: 2214-5095

Subject area: Materials Science: Materials Science (miscellaneous)

Source type: Journal

CiteScore 2022 ⓘ
5.3

SJR 2022 ⓘ
1.102

SNIP 2022 ⓘ
1.946

- [View all documents >](#)
- [Set document alert](#)
- [Save to source list](#)

[CiteScore](#) [CiteScore rank & trend](#) [Scopus content coverage](#)

i Improved CiteScore methodology ✕

CiteScore 2022 counts the citations received in 2019-2022 to articles, reviews, conference papers, book chapters and data papers published in 2019-2022, and divides this by the number of publications published in 2019-2022. [Learn more >](#)

CiteScore 2022 ▼

$$5.3 = \frac{7,553 \text{ Citations 2019 - 2022}}{1,422 \text{ Documents 2019 - 2022}}$$

Calculated on 05 May, 2023

CiteScoreTracker 2023 ⓘ

$$7.5 = \frac{17,261 \text{ Citations to date}}{2,295 \text{ Documents to date}}$$

Last updated on 05 March, 2024 • Updated monthly

CiteScore rank 2022 ⓘ

Category	Rank	Percentile
Materials Science		
Materials Science (miscellaneous)	#43/150	71st

[View CiteScore methodology >](#) [CiteScore FAQ >](#) [Add CiteScore to your site &](#)



Already have a manuscript?

Use our Manuscript Matcher to find the best relevant journals!

Find a Match

Refine Your Search Results

Case Studies in Construction Materials

Search

Sort By: Relevancy

Filters

Clear All

Web of Science Coverage

Open Access

Category

Country / Region

Language

Frequency

Journal Citation Reports

Search Results

Found 3,118 results (Page 1)

Share These Results

Exact Match Found

CASE STUDIES IN CONSTRUCTION MATERIALS

OPEN ACCESS

Publisher: ELSEVIER, RADARWEG 29, AMSTERDAM, Netherlands, 1043 NX

ISSN / eISSN: 2214-5095

Web of Science Core Science Citation Index Collection: Expanded

Additional Web of Science Current Contents Engineering, Computing & Technology | Essential Science Indicators

Share This Journal

View profile page

* Requires free login.

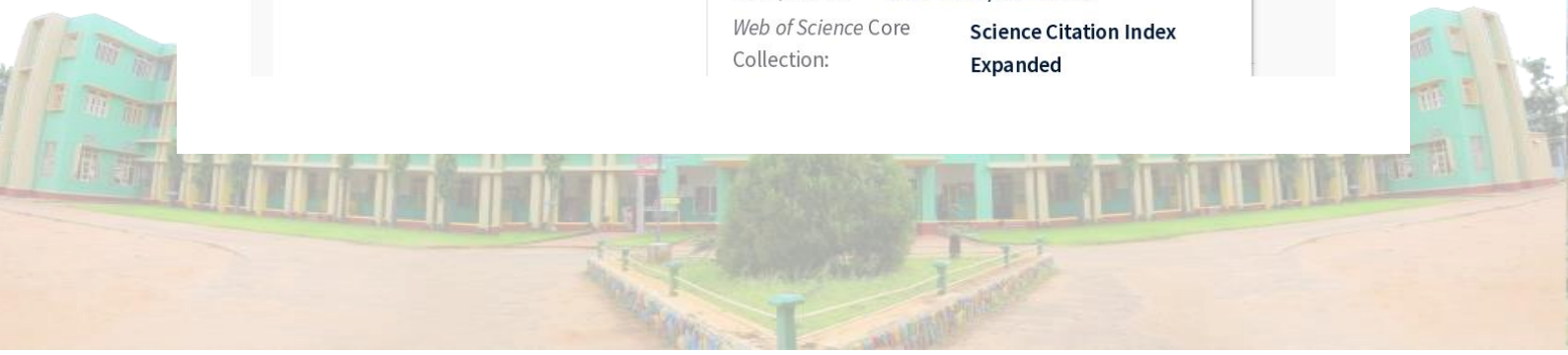
Other Possible Matches

CONSTRUCTION AND BUILDING MATERIALS

Publisher: ELSEVIER SCI LTD, 125 London Wall, London, England, EC2Y 5AS

ISSN / eISSN: 0950-0618 / 1879-0526

Web of Science Core Science Citation Index Collection: Expanded





ScienceDirect®

Case Studies in Construction Materials

Open access

5.3

CiteScore

6.2

Impact Factor

[Submit your article ↗](#)

[Guide for authors](#)

Menu

Search in this journal

About the journal

Case Studies in Construction Materials provides a forum for the rapid publication of short, structured Case Studies on construction materials and related Short Communications, specialising in actual case studies involving real construction projects. Now by popular demand, CSCM has expanded the ...

[View full aims & scope](#)

\$2110 ⓘ

Article publishing charge for open access

13 days

Time to first decision

64 days

Review time

76 days

Submission to acceptance


[View all insights](#)





Contents lists available at ScienceDirect

Case Studies in Construction Materials

journal homepage: www.elsevier.com/locate/cscm

Enhancing structural, thermal, and mechanical properties of Acacia pennata natural fibers through benzoyl chloride treatment for construction applications

K.R. Jaya Sheeba^a, R. Krishna Priya^{a,*}, Krishna Prakash Arunachalam^{b,*}, Siva Avudaiappan^{c,d,e}, Erick Saavedra Flores^f, Pavel Kozlov^g

^a PG & Research Department of Physics, Holy Cross College (Autonomous), Nagercoil – Affiliated to Manonmanium Sundaranar University, Tirunelveli - 627012, Tamil Nadu, India

^b Department of Construction Sciences, Universidad Tecnológica Metropolitana, Dieciocho 161, Santiago, Chile

^c Departamento de Ingeniería Civil, Universidad de Concepción, Concepción 4070386, Chile

^d Centro Nacional de Excelencia para la Industria de la Madera (CENAMAD), Pontificia Universidad Católica de Chile, Av. Vicuña Mackenna 4860, Santiago 8331150, Chile

^e Department of Physiology, Saveetha Dental College and Hospitals, SIMATS, Chennai 600077, India

^f Departamento de Ingeniería en Obras Civiles, Universidad de Santiago de Chile, Av. Ecuador 3659, Estación Central, Santiago, Chile

^g Polytechnic Institute, Far Eastern Federal University, Vladivostok 690922, Russia

ARTICLE INFO

Keywords:

Acacia pennata
Benzoyl chloride
Crystallinity index
Tensile strength and thermal stability

ABSTRACT

In recent years, there has been growing interest in exploring natural fiber reinforced composites as potential alternatives to conventional materials in various structural applications. The aim of this study on Acacia pennata fibers (APFs) and treating them with benzoyl chloride was to explore their potential as reinforcement in construction-related materials. The aim was to investigate the physico-chemical, thermal, and mechanical properties of these fibers to understand their suitability for applications in concrete reinforcement, retrofitting, roofing, and wall panels. By enhancing the understanding of the treated fibers' characteristics, this study contributes to the development of sustainable and high-performance construction materials. The fibers were extracted using both water retting and chemical retting methods. The physico-chemical properties of the fibers were assessed through X-ray diffraction (XRD) analysis, which determined a calculated crystalline index (CI) of 72.14% and a crystalline size of 2.6 nm. Thermo-gravimetric analysis was conducted to evaluate the thermal stability of the APFs, revealing a temperature of 366°C and a maximum degradation temperature of 226.7°C. Mechanical analysis included measurements of the APFs' tensile strength (467.86 MPa), tensile modulus (14.62 GPa), microfibrillar angle (14.79), and elongation at break (3.2%). The findings derived from these analyses suggest that the APFs that underwent treatment exhibit desirable mechanical characteristics, rendering them a viable option for utilization in construction-related materials like reinforcement in concrete, retrofitting, roofing and wall Panels. This research presents a novel exploration of Acacia pennata fibers (APFs) treated with benzoyl chloride, aiming to establish their potential as reinforcements for construction materials. While natural fiber-reinforced composites have drawn interest, the unique application of APFs in construction and their treatment with benzoyl chloride to enhance properties remain relatively unexplored in the literature. This study fills a significant

* Corresponding authors.

E-mail addresses: rkrishnapriya@protonmail.com (R.K. Priya), krishnaprakash3191@gmail.com (K.P. Arunachalam).

<https://doi.org/10.1016/j.cscm.2023.e02443>

Received 9 March 2023; Received in revised form 27 July 2023; Accepted 30 August 2023

Available online 1 September 2023

2214-5095/© 2023 The Authors. Published by Elsevier Ltd. This is an open access article under the CC BY-NC-ND license (<http://creativecommons.org/licenses/by-nc-nd/4.0/>).



Master Journal List

Search Journals

Match Manuscript

Downloads

Help C



The power of the Web of Science™ on your mobile device, wherever inspiration strikes.

Dismiss

Learn More

Already have a manuscript?

Use our Manuscript Matcher to find the best relevant journals!

Find a Match

Refine Your Search Results

Indian Journal of natural Sciences

Search

Sort By: Relevancy

Search Results

Found 20,891 results (Page 1)

Share These Results

Exact Match Found

INDIAN JOURNAL OF NATURAL SCIENCES

Publisher: TAMIL NADU SCIENTIFIC RESEARCH ORGANISATION , NO 46-141, MEENAKSHIPURAM RD, NEAR POST OFFICE, PUDUKKOTTAI DIST, TAMIL NADU, INDIA, ARIMALAM, 622 201

ISSN / eISSN: 0976-0997

Additional Web of Science Indexes: Zoological Record


Share This Journal

View profile page

* Requires free login.

Other Possible Matches








TamilNadu Scientific Research Organisation

SCIENCE FOR RURAL PROSPERITY

- Home
- About Us
- Aims & Objectives
- Legal Status
- Achievements
- Membership
- Events
- Students Project
- MOAs
- Community Radio Station
- Plant Science Research Division (PSRD)
- Holistic Health Sciences & Research
- Organization Structure
- Infrastructure
- Current Activities
- Annual Report
- Research Journal
- Projects
- Publications
- Donate
- Documents / Reports
- Gallery
- News Clippings
- FAQs
- Contact us




[Annual Reports](#)


[Research Journal](#)


[Send Your Articles](#)


Research Journal




Connecting People with Nature

INDIAN JOURNAL OF NATURAL SCIENCES

ISSN: 0976-0997 (Print, Bimonthly) Multidisciplinary Sciences


Regd. Off : C/o TNSRO, NO 46-141, Meenakshipuram Rd, Arimalam 622 201, Pudukkottai, Tamil Nadu, India



National Academy of Agricultural Sciences
 NAAS Score of Science Journals
 JRNID:1085, NAAS Score : 4.34 / 2024



INTERNATIONAL ISI IMPACT FACTOR : 2.742 (2023-2024)
 Scientific Indexing



OPEN ACCESS

[Click Here to See Policy](#)

Tamil Nadu Scientific Research Organization is working for the promotion of society by transferring science & technology since 1997. We are very keen in appreciating and recognizing the contribution of every one of you. We are publishing Indian Journal of Natural Sciences - IJONS from August 2010. The Journal is peer reviewed International Journal for publication of Original Research papers /Reviews/ Short communications/Book reviews/ Reports on conferences/Seminar, Important events, News of Interest, Special articles, General articles etc.

Call for Papers: Investigations related to science in all branches

Subjects to be Covered





Chitosan's Structural Properties which Extracted from Marine Crustacean

N.Annlin Bezy¹, S.Jasvy¹, S.Virgin Jeba² and A.Lesly Fathima^{2*}

¹Research Scholar (Reg. No. 20213042132006), Department of Physics, Holy Cross College, Nagercoil, (Affiliated to Manonmaniam Sundaranar University, Tirunelveli), Tamil Nadu, India.

²Assistant Professor, Department of Physics, Holy Cross College, Nagercoil (Affiliated to Manonmaniam Sundaranar University, Tirunelveli), Tamil Nadu, India.

Received: 25 Aug 2023

Revised: 20 Sep 2023

Accepted: 22 Nov 2023

*Address for Correspondence

A.Lesly Fathima

Assistant Professor,

Department of Physics,

Holy Cross College, Nagercoil

(Affiliated to Manonmaniam Sundaranar University, Tirunelveli),

Tamil Nadu, India.

E.mail: leslysat@gmail.com



This is an Open Access Journal / article distributed under the terms of the **Creative Commons Attribution License** (CC BY-NC-ND 3.0) which permits unrestricted use, distribution, and reproduction in any medium, provided the original work is properly cited. All rights reserved.

ABSTRACT

Chitosan, a polysaccharide derived from shells including crab, lobster, fish scales, and shrimp, is being used to produce improved products in paint, food, agriculture, textile industries, and in water treatment. This study's goal is to improve chitosan's capacity to meet the demands in diverse fields. Chitosan is extracted by undergoing demineralizing, deproteinizing, and deacetylating of fresh shrimp shell that has been harvested locally. The FTIR and XRD measurements are made to confirm the isolated material is chitosan. The NH stretching and amide group is the major bond in chitosan and is observed in the taken FTIR. The SEM reveals the morphology of obtained chitosan has uniform-sized porous. The extracted chitosan can be utilized for both home and industrial purposes, including filters, energy storage, medicine administration, etc., because of the porosity distributed over its surface. Chitosan's photoluminescence emission is found in 594 nm, which comes under the green shift region. In EDAX elements Carbon, Nitrogen, and Oxygen are detected that form the polysaccharide chain chitosan. Thus, the chitosan was successfully extracted with improved morphology from shrimp shells by eliminating the calcium and protein contents.

Keywords: Shrimp shell, Fourier Transform Infrared, Scanning Electron Microscopy, Filtration, Porous



Master Journal List

Search Journals

Match Manuscript

Downloads

Help C



The power of the Web of Science™ on your mobile device, wherever inspiration strikes.

Dismiss

Learn More

Already have a manuscript?

Use our Manuscript Matcher to find the best relevant journals!

Find a Match

Refine Your Search Results

Indian Journal of natural Sciences

Search

Sort By: Relevancy

Search Results

Found 20,891 results (Page 1)

Share These Results

Filters

Clear All

Web of Science Coverage

Open Access

Category

Country / Region

Language

Frequency

Journal Citation Reports

Exact Match Found

INDIAN JOURNAL OF NATURAL SCIENCES

Publisher: TAMIL NADU SCIENTIFIC RESEARCH ORGANISATION , NO 46-141, MEENAKSHIPURAM RD, NEAR POST OFFICE, PUDUKKOTTAI DIST, TAMIL NADU, INDIA, ARIMALAM, 622 201

ISSN / eISSN: 0976-0997

Additional Web of Science Indexes: Zoological Record


Share This Journal

View profile page

* Requires free login.

Other Possible Matches








TamilNadu Scientific Research Organisation

SCIENCE FOR RURAL PROSPERITY

- Home
- About Us
- Aims & Objectives
- Legal Status
- Achievements
- Membership
- Events
- Students Project
- MotS
- Community Radio Station
- Plant Science Research Division (PSRD)
- Holistic Health Sciences & Research
- Organization Structure
- Infrastructure
- Current Activities
- Annual Report
- Research Journal
- Projects
- Publications
- Donate
- Documents / Reports
- Gallery
- News Clippings
- FAQs
- Contact us




Annual Reports 

Research Journal 

Send Your Articles 

Research Journal




Connecting People with Nature


INDIAN JOURNAL OF NATURAL SCIENCES

ISSN: 0976-0997 (Print, Bimonthly) Multidisciplinary Sciences


Regd.Off : C/o TNSRO, NO-46-141, Meenakshipuram Rd, Arimalam 622 201, Pudukkottai, Tamil Nadu, India



National Academy of Agricultural Sciences
NAAS Score of Science Journals
JRNID:1085, NAAS Score : 4.34 / 2024



INTERNATIONAL ISI IMPACT FACTOR : 2.742 (2023-2024)
 Scientific Indexing



OPEN ACCESS Click Here to See Policy

Tamil Nadu Scientific Research Organization is working for the promotion of society by transferring science & technology since 1997. We are very keen in appreciating and recognizing the contribution of every one of you. We are publishing Indian Journal of Natural Sciences - IJONS from August 2010. The Journal is peer reviewed International Journal for publication of Original Research papers / Reviews/ Short communications/Book reviews/ Reports on conferences/Seminar, Important events, News of Interest, Special articles, General articles etc.

Call for Papers: Investigations related to science in all branches

Subjects to be Covered





Turkey Femur Bone Derived Hydroxyapatite: an Efficient Catalyst for Toxic Dye Degradation

V.Bhuvaneshwari¹ and S.Sonia^{2*}

¹Research Scholar (Reg. No. 20213042132007), Department of Physics, Holy Cross College (Autonomous), Nagercoil, Kanyakumari District (Affiliated to Manonmaniam Sundaranar University, Tirunelveli) Tamil Nadu, India.

²Assistant Professor, Department of Physics, Holy Cross College, (Autonomous), Nagercoil, Kanyakumari District (Affiliated to Manonmaniam Sundaranar University, Tirunelveli), Tamil Nadu, India.

Received: 18 Aug 2023

Revised: 20 Sep 2023

Accepted: 25 Nov 2023

*Address for Correspondence

S.Sonia

Assistant Professor,
Department of Physics,
Holy Cross College, (Autonomous),
Nagercoil, Kanyakumari District
(Affiliated to Manonmaniam Sundaranar University, Tirunelveli),
Tamil Nadu, India.
E.mail: sonianst@gmail.com



This is an Open Access Journal / article distributed under the terms of the **Creative Commons Attribution License** (CC BY-NC-ND 3.0) which permits unrestricted use, distribution, and reproduction in any medium, provided the original work is properly cited. All rights reserved.

ABSTRACT

Water pollution has emerged as a critical global crisis due to various contaminating factors, especially from textile industries. The release of toxic dyes into water bodies causes significant environmental damage. This study focuses on the extraction of hydroxyapatite from turkey femur bone using a direct calcination process. X-ray diffraction analysis of the extracted HAp confirms the hexagonal structure with space group of P63/m and reveals agglomerated particles averaging 77.3 nm in size via scanning electron microscopy. Elemental analysis validates the presence of calcium, oxygen, and phosphorus elements. Identification of functional groups is analyzed through FTIR analysis. UV-Vis analysis provides valuable insights into absorbance and bandgap values. In terms of practical application, the extracted HAp showcases significant potential as a catalyst in the treatment of wastewater by photocatalytic experiment. Evidently, its efficiency in decomposing congo red and methylene blue dyes is significant, displaying degradation percentages of 90.5% and 99.4% respectively. These findings proved the remarkable catalytic potential of hydroxyapatite derived from femur bones.

Keywords: Turkey bone, Calcination, Optical properties, Waste water treatment, Photocatalysis,



Master Journal List

Search Journals

Match Manuscript

Downloads

Help C

NEW

The power of the Web of Science™ on your mobile device, wherever inspiration strikes.

Dismiss

Learn More

Already have a manuscript?

Use our Manuscript Matcher to find the best relevant journals!

Find a Match

Refine Your Search Results

Indian Journal of natural Sciences

Search

Sort By: Relevancy

Search Results

Found 20,891 results (Page 1)

Share These Results

Filters

Clear All

Web of Science Coverage

Open Access

Category

Country / Region

Language

Frequency

Journal Citation Reports

Exact Match Found

INDIAN JOURNAL OF NATURAL SCIENCES

Publisher: TAMIL NADU SCIENTIFIC RESEARCH ORGANISATION , NO 46-141, MEENAKSHIPURAM RD, NEAR POST OFFICE, PUDUKKOTTAI DIST, TAMIL NADU, INDIA, ARIMALAM, 622 201

ISSN / eISSN: 0976-0997

Additional Web of Science Indexes: Zoological Record


Share This Journal

View profile page

* Requires free login.

Other Possible Matches








TamilNadu Scientific Research Organisation


SCIENCE FOR RURAL PROSPERITY

- Home
- About Us
- Aims & Objectives
- Legal Status
- Achievements
- Membership
- Events
- Students Project
- MoUs
- Community Radio Station
- Plant Science Research Division (PSRD)
- Holistic Health Sciences & Research
- Organization Structure
- Infrastructure
- Current Activities
- Annual Report
- Research Journal
- Projects
- Publications
- Donate
- Documents / Reports
- Gallery
- News Clippings
- FAQs
- Contact us




[Annual Reports](#)


[Research Journal](#)


[Send Your Articles](#)


Research Journal




Connecting People with Nature


INDIAN JOURNAL OF NATURAL SCIENCES

ISSN: 0976-0997 (Print, Bimonthly) Multidisciplinary Sciences


Regd. Off : C/o TNSRO, NO 46-141, Meenakshipuram Rd, Arimalam 622 201, Pudukkottai, Tamil Nadu, India



National Academy of Agricultural Sciences
 NAAS Score of Science Journals
 JRNID:1085, NAAS Score : 4.34 / 2024



INTERNATIONAL ISI IMPACT FACTOR : 2.742 (2023-2024)
 Scientific Indexing



OPEN ACCESS

[Click Here to See Policy](#)

Tamil Nadu Scientific Research Organization is working for the promotion of society by transferring science & technology since 1997. We are very keen in appreciating and recognizing the contribution of every one of you. We are publishing Indian Journal of Natural Sciences - IJONS from August 2010. The Journal is peer reviewed International Journal for publication of Original Research papers / Reviews/ Short communications/Book reviews/ Reports on conferences/Seminar, Important events, News of Interest, Special articles, General articles etc.

Call for Papers: Investigations related to science in all branches

Subjects to be Covered





From Agri-Waste to High-Performance Material: Synthesis of Rice Husk Activated Carbon (RAC) and Rice Husk Activated Carbon / Copper Oxide (RACU) for Electrochemical Performance

Jinitha C.G.¹, Abisha.P² and Sonia S^{3*}

¹Research Scholar (Reg. No. 19213042132016), Department of Physics, Holy Cross College (Autonomous), Nagercoil, Kanyakumari District (Affiliated to Manonmaniam Sundaranar University, Abishekapatti, Tirunelveli) Tamil Nadu, India.

²Research Scholar (Reg. No. 20213042132005), Department of Physics, Holy Cross College (Autonomous), Nagercoil, Kanyakumari District (Affiliated to Manonmaniam Sundaranar University, Abishekapatti, Tirunelveli) Tamil Nadu, India.

³Assistant Professor, Department of Physics, Holy Cross College (Autonomous), Nagercoil-629004, Kanyakumari District (Affiliated to Manonmaniam Sundaranar University, Abishekapatti, Tirunelveli) Tamil Nadu, India.

Received: 08 Aug 2023

Revised: 10 Nov 2023

Accepted: 16 Dec 2023

*Address for Correspondence

Sonia S^{3*}

Assistant Professor,

Department of Physics,

Holy Cross College (Autonomous),

Nagercoil-629004, Kanyakumari District

(Affiliated to Manonmaniam Sundaranar University, Abishekapatti, Tirunelveli)

Tamil Nadu, India.

Email: sonianst10@gmail.com



This is an Open Access Journal / article distributed under the terms of the **Creative Commons Attribution License** (CC BY-NC-ND 3.0) which permits unrestricted use, distribution, and reproduction in any medium, provided the original work is properly cited. All rights reserved.

ABSTRACT

Biomass-derived activated carbon is an economically viable and environmentally friendly option for electrochemical applications due to its low cost, renewable nature, and extensive availability. The primary objective of this study is to develop a method for extracting activated carbon from rice husk through the use of a carbonization procedure. Analyses conducted with scanning electron microscopy (SEM) produced precise renderings of the structure's unique characteristics. In addition, an X-ray Diffraction (XRD) study was performed, and the results confirmed the existence of graphitic peaks, as well as copper oxide. Cyclic voltammetry (also known as CV) was utilized to carry out electrochemical analysis at a scan rate that varied from five to one hundred. Notably, the scan rate of 10 m V/s corresponded to the point where the maximum capacitance was measured, which was 167.36 F g⁻¹. The power density that was attained was 2083 W kg⁻¹, and the energy density was also 5.2 Wh kg⁻¹. The level



66594





Source details

Polycyclic Aromatic Compounds

Scopus coverage years: from 1990 to Present

Publisher: Taylor & Francis

ISSN: 1040-6638 E-ISSN: 1563-5333

Subject area: Materials Science: Materials Chemistry Materials Science: Polymers and Plastics Chemistry: Organic Chemistry

Source type: Journal

[View all documents >](#) [Set document alert](#) [Save to source list](#)

CiteScore 2022 ⓘ
2.8

SJR 2022 ⓘ
0.286

SNIP 2022 ⓘ
0.854

[CiteScore](#) [CiteScore rank & trend](#) [Scopus content coverage](#)

i Improved CiteScore methodology ✕

CiteScore 2022 counts the citations received in 2019-2022 to articles, reviews, conference papers, book chapters and data papers published in 2019-2022, and divides this by the number of publications published in 2019-2022. [Learn more >](#)

CiteScore 2022 ▼

$$2.8 = \frac{2,488 \text{ Citations 2019 - 2022}}{873 \text{ Documents 2019 - 2022}}$$

Calculated on 05 May, 2023

CiteScoreTracker 2023 ⓘ

$$3.7 = \frac{5,112 \text{ Citations to date}}{1,377 \text{ Documents to date}}$$

Last updated on 05 April, 2024 • Updated monthly

CiteScore rank 2022 ⓘ

Category	Rank	Percentile
Materials Science		
Materials Chemistry	#179/306	41st
Materials Science		
Polymers and Plastics	#100/163	38th
Chemistry		
Organic Chemistry	#131/197	33rd

[View CiteScore methodology >](#) [CiteScore FAQ >](#) [Add CiteScore to your site &](#)



Already have a manuscript?

Use our Manuscript Matcher to find the best relevant journals!

[Find a Match](#)

Filters [Clear All](#)

- Web of Science Coverage ▼
- Open Access ▼
- Category ▼
- Country / Region ▼
- Language ▼
- Frequency ▼
- Journal Citation Reports ▼

Refine Your Search Results

Search

Sort By: Relevancy ▼ ☰

Search Results

Found 104 results (Page 1) [Share These Results](#)

Exact Match Found

POLYCYCLIC AROMATIC COMPOUNDS

Publisher: TAYLOR & FRANCIS LTD , 2-4 PARK SQUARE, MILTON PARK, ABINGDON, England, OXON, OX14 4RN

ISSN / eISSN: 1040-6638 / 1563-5333

Web of Science Core Collection: Science Citation Index Expanded

Additional Web of Science Indexes: Current Contents Physical, Chemical & Earth Sciences | Essential Science Indicators

[Share This Journal](#)
View profile page

* Requires free login.

Other Possible Matches

NEW MATERIALS COMPOUNDS AND APPLICATIONS

Publisher: JOMARD PUBLISHING , 32F, NASIMI STR, 45, BAKU, AZERBAIJAN, 00000

ISSN / eISSN: 2521-7194 / 2523-4773

Web of Science Core Collection: Emerging Sources Citation Index




Taylor & Francis Online Log in | Register  Cart

Home ▶ All Journals ▶ Polycyclic Aromatic Compounds ▶ List of Issues ▶ Volume 44, Issue 2

Polycyclic Aromatic Compounds

Submit an article ▾
About this journal ▾
Browse all articles & issues ▾
Alerts & RSS feed ▾
Buy a subscription



Browse this journal

- [▶ Latest articles](#)
- [▶ Current issue](#)
- [▶ List of issues](#)
- [▶ Special issues](#)
- [▶ Open access articles](#)
- [▶ Most read articles](#)
- [▶ Most cited articles](#)

Polycyclic Aromatic Compounds, Volume 44, Issue 2 (2024)



Taylor & Francis Online Log in | Register | Cart

Home ▶ All Journals ▶ Polycyclic Aromatic Compounds ▶ List of Issues ▶ Volume 43, Issue 9
▶ Quantum Chemical Investigations on the H

Polycyclic Aromatic Compounds >
Volume 43, 2023 - Issue 9

76 0 0
Views CrossRef citations to date Altmetric

Research Articles

Quantum Chemical Investigations on the Hydrogen-Bonded Interactions of Bioactive Molecule N²-(4-Methoxysalicylidene) Arginine Hemihydrate

C. Dabora Vincy, J. D. Deephlin Tarika, M. Sethuram, S. J. Jenepha Mary & T. Joselin Beaula

Pages 7651-7672 | Received 02 Jun 2022, Accepted 17 Oct 2022, Published online: 03 Nov 2022

Cite this article <https://doi.org/10.1080/10406638.2022.2138923> Check for updates

Sample our Physical Sciences Journals
>> [Sign in here](#) to start your access to the latest two volumes for 14 days

Full Article Figures & data References Supplemental Citations Metrics

Reprints & Permissions Read this article

Abstract


The geometry optimization, natural bond orbital analysis, and vibrational analysis of a Schiff base compound N²-(4-Methoxysalicylidene) Arginine Hemihydrate (4MSAH) were carried out using the density functional B3PW91 method with the 6–31 G (d,p) basis set. Natural Bond Orbital (NBO) analysis is carried out to examine the various intra and inter molecular interactions of molecular system. Normal coordinate analysis was carried out to elucidate the vibrational modes and the assignments were made on the potential energy distribution. From the vibrational analysis, it is endorsed that the stretching wave number of hydrogen bond donor COO⁻ and hydrogen bond acceptor NH₂⁺ is shifted due to the interaction. MO (Molecular Orbital) analysis was accomplished to propose the biological activity of the molecule and the impact of the transition of electrons from n→π* was studied using the UV transmittance spectrum. The molecular orbital contributions are studied by using DOS spectral analysis. Topological studies of 4MSAH were conducted utilizing the Electron Localization Function (ELF) and the Local orbital locator (LOL). Hirshfeld surface analysis and reduced density gradient analysis were conducted to investigate distinct covalent and non-covalent interactions. Molecular docking was employed on antifungal proteins to explore protein-ligand interactions and verify the compound's bioactivity.

Keywords: Interaction density of states reduced density gradient Hirshfeld docking

Acknowledgment

The Authors thank Dr. I. Hubert Joe, Associate Professor of Department of Physics, Kerala University for granting us permission to do computational works in their Research Lab.

Disclosure statement





Source details

Bulletin of the Chemical Society of Ethiopia

Open Access ⓘ

Scopus coverage years: from 1996 to Present

Publisher: Chemical Society of Ethiopia

ISSN: 1011-3924 E-ISSN: 1726-801X

Subject area: Chemistry: General Chemistry

Source type: Journal

CiteScore 2022

2.1 ⓘ

SJR 2022

0.240 ⓘ

SNIP 2022

0.494 ⓘ

[View all documents >](#)

[Set document alert](#)

[Save to source list](#)

[CiteScore](#) [CiteScore rank & trend](#) [Scopus content coverage](#)

i Improved CiteScore methodology ✕

CiteScore 2022 counts the citations received in 2019-2022 to articles, reviews, conference papers, book chapters and data papers published in 2019-2022, and divides this by the number of publications published in 2019-2022. [Learn more.>](#)

CiteScore 2022 ▼

$$2.1 = \frac{484 \text{ Citations 2019 - 2022}}{228 \text{ Documents 2019 - 2022}}$$

Calculated on 05 May, 2023

CiteScoreTracker 2023 ⓘ

$$2.2 = \frac{654 \text{ Citations to date}}{292 \text{ Documents to date}}$$

Last updated on 05 April, 2024 • Updated monthly

CiteScore rank 2022 ⓘ

Category	Rank	Percentile
Chemistry		
General Chemistry	#244/407	40th

[View CiteScore methodology>](#) [CiteScore FAQ>](#) [Add CiteScore to your site.&](#)



Already have a manuscript?

Use our Manuscript Matcher to find the best relevant journals!

[Find a Match](#)

Filters [Clear All](#)

- [Web of Science Coverage](#) ▾
- [Open Access](#) ▾
- [Category](#) ▾
- [Country / Region](#) ▾
- [Language](#) ▾
- [Frequency](#) ▾
- [Journal Citation Reports](#) ▾

Refine Your Search Results

Bulletin of the Chemical Society of Ethiop [Search](#)

Sort By: Relevancy ▾

Search Results

Found 3,066 results (Page 1) [Share These Results](#)

Exact Match Found

BULLETIN OF THE CHEMICAL SOCIETY OF ETHIOPIA OPEN ACCESS

Publisher: **CHEM SOC ETHIOPIA , PO BOX 32934, ADDIS ABABA, ETHIOPIA, 00**

ISSN / eISSN: **1011-3924 / 1726-801X**

Web of Science Core Collection: **Science Citation Index Expanded**

Additional Web of Science Indexes: **Essential Science Indicators**

[Share This Journal](#) [View profile page](#)

* Requires free login.

Other Possible Matches

BULLETIN OF THE CHEMICAL SOCIETY OF JAPAN

Publisher: **OXFORD UNIV PRESS , GREAT CLARENDON ST, OXFORD, ENGLAND, OX2 6DP**

ISSN / eISSN: **0009-2673 / 1348-0634**

Web of Science Core Collection: **Science Citation Index Expanded**





Bulletin of the Chemical Society of Ethiopia

Journal / [Bulletin of the Chemical Society of Ethiopia](#) / [About the Journal](#)



[Current](#) [Archives](#) [About](#)



A triannual publication of the Chemical Society of Ethiopia

Current Issue: Vol. 38 No. 3 (2024)

Published: 2024-03-12

Articles

[Ultrasound and RSM-based optimization of antioxidant activity, saccharide composition and fatty acids from Phoenix dactylifera L. Medjool date seeds influenced by ethanol](#)

Pushpa Thirubuvanesvari-Duraivelu, Si'u Salwa Abd Gani, Masriana Hassan, Mohd Izuan Effendi Halmi, Reem Fawaz Abutayeh, Mohammad A.A. Al-Najjar, Ala' Abu-Odeh
547-562

[↓ DOWNLOAD PDF](#)

[Wax screen-based fabrication of paper devices for the determination of iron in particulates of selected welding fumes in Addis Ababa, Ethiopia](#)

Gizachew Wendimu, Ahmed Hussien, Raj Mohan B.
563-576

[↓ DOWNLOAD PDF](#)

[Spectrophotometric determination of amoxicillin in pharmaceutical formulations using normal and reverse flow injection analysis systems: A comparison study](#)

Tabarak Mohammed, Hind Hadi
577-590

[↓ DOWNLOAD PDF](#)



Bull. Chem. Soc. Ethiop. **2023**, 37(4), 917-929.
 © 2023 Chemical Society of Ethiopia and The Authors
 DOI: <https://dx.doi.org/10.4314/bcse.v37i4.9>

ISSN 1011-3924
 Printed in Ethiopia
 Online ISSN 1726-801X

SYNTHESIS AND CHARACTERIZATION OF QUERCETIN-LAYER DOUBLE HYDROXIDE (LDH) NANOHYBRID AND THEIR ENHANCED ANTIOXIDANT ACTIVITY

Y. Christabel Shaji¹, D. Deena Rose², C. Ramesh Kannan³, M. Aruna⁴ and Y. Bruce^{3*}

¹Department of Chemistry, Holy Cross College (Autonomous), Nagercoil-629004, Tamil Nadu, India

²Department of Artificial Intelligence, K. Ramakrishnan College of Technology, Tiruchirappalli, Tamil Nadu, India

³Department of Mechanical Engineering, SRM TRP Engineering College, Irungalur, Tiruchirappalli, Tamil Nadu, India

⁴Department of mechanical Engineering, University of Dubai, Academic city, Dubai, UAE

(Received December 13, 2022; Revised February 24, 2023; Accepted February 25, 2023)

ABSTRACT. This research included the synthesis of pristine nitrate-type Zn₂Al-LDH by means of Co-precipitation, which was then followed by hydrothermal treatment. Ion exchange is used to stabilize the produced pristine LDH nano layer, which is used for the encapsulation of bioactive molecules. Quercetin, which has an antioxidant function, is used. XRD was used to investigate the newly synthesized quercetin-LDH (QC-LDH) compound. Quercetin was discovered to be entirely deprotonated as a result of XRD research, and it was also shown to be stabilized in between LDH lattices as a result of electrostatic contact. On the basis of the diphenyl picrylhydrazyl (DPPH) method, the anti-oxidant property was discussed, and it was discovered that the quercetin that was free from the LDH layer helped as an owing antioxidant to scavenge DPPH radicals in ethanol solvent at concentrations ranging from 80-100%, depending on the concentration level. The powder X-ray diffraction patterns indicate that the incorporation of quercetin into the interlayer led to an expansion of the interlayer arrangement to 0.88 and 1.46 nm, respectively. According to the findings of a variety of characterization techniques, the QC-LDH may be regarded as a good antioxidant material with potential drug delivery system.

KEY WORDS: Layer double hydroxide, Antioxidant activity, Quercetin, Biocompatibility

INTRODUCTION

Cancer has increasingly become one of the most significant obstacles to be faced in terms of the world's public health. According to the data published by the World Health Organization (WHO), cancer is responsible for the deaths of 8.97 million individuals worldwide each year. As a result of this, cancer has now surpassed coronary artery disease to become the second leading cause of death, falling just behind ischemic heart disease as the leading cause of death. Due to the fact that tumors are made up of cancer cells that are encircled by normal healthy cells within the extracellular matrix, such as adipocytes and immune cells, tumours can only be removed surgically and the microenvironment of a tumors is both complicated and distinct. In compared to typical rates of cell growth, it is distinguished by an abnormally rapid rate of cell growth, which is one of its defining characteristics. Because it is now common knowledge that the metabolic state and consumption power for nutrients of cancerous cells is significantly higher than that of normal cells and that they are distributed very widely, organisms are weak and are unable to compete with tumors for nutrition. This is because cancerous cells consume nutrients at a much



Source details

Chemical Physics Impact

Open Access ⓘ

Scopus coverage years: from 2020 to Present

Publisher: Elsevier

E-ISSN: 2667-0224

Subject area: Materials Science: Materials Science (miscellaneous) Physics and Astronomy: Physics and Astronomy (miscellaneous)
Physics and Astronomy: Condensed Matter Physics Chemistry: Physical and Theoretical Chemistry [View all](#) ▾

Source type: Journal

CiteScore 2022 ⓘ
1.8

SJR 2022 ⓘ
0.329

SNIP 2022 ⓘ
0.681

[View all documents](#) > [Set document alert](#) [Save to source list](#)

[CiteScore](#) [CiteScore rank & trend](#) [Scopus content coverage](#)

i Improved CiteScore methodology ⓘ

CiteScore 2022 counts the citations received in 2019-2022 to articles, reviews, conference papers, book chapters and data papers published in 2019-2022, and divides this by the number of publications published in 2019-2022. [Learn more](#)>

CiteScore 2022 ▾

1.8 = $\frac{223 \text{ Citations 2019 - 2022}}{127 \text{ Documents 2019 - 2022}}$

Calculated on 05 May, 2023

CiteScoreTracker 2023 ⓘ

2.6 = $\frac{989 \text{ Citations to date}}{385 \text{ Documents to date}}$

Last updated on 05 April, 2024 • Updated monthly

CiteScore rank 2022 ⓘ

Category	Rank	Percentile
Materials Science		
└ Materials Science (miscellaneous)	#91/150	39th
Physics and Astronomy		
└ Physics and Astronomy (miscellaneous)	#41/67	39th

[View CiteScore methodology](#)> [CiteScore FAQ](#)> [Add CiteScore to your site](#)🔗



Already have a manuscript?

Use our Manuscript Matcher to find the best relevant journals!

[Find a Match](#)

Filters [Clear All](#)

- Web of Science Coverage ▼
- Open Access ▼
- Category ▼
- Country / Region ▼
- Language ▼
- Frequency ▼
- Journal Citation Reports ▼

Refine Your Search Results

Search

Sort By: Relevancy ▼ ☰

Search Results

Found 2,673 results (Page 1) [Share These Results](#)

Exact Match Found

CHEMICAL PHYSICS IMPACT OPEN ACCESS

Publisher: **ELSEVIER , RADARWEG 29, AMSTERDAM, Netherlands, 1043 NX**

ISSN / eISSN: **2667-0224**

Web of Science Core Collection: **Emerging Sources Citation Index**

[Share This Journal](#) View profile page

* Requires free login.

Other Possible Matches

CHEMICAL PHYSICS

Publisher: **ELSEVIER , RADARWEG 29, AMSTERDAM, Netherlands, 1043 NX**

ISSN / eISSN: **0301-0104 / 1873-4421**

Web of Science Core Collection: **Science Citation Index Expanded**

Additional Web of Science Indexes: **Current Contents Physical, Chemical & Earth Sciences | Essential Science Indicators**





ScienceDirect

Chemical Physics Impact

Open access

1.8

CiteScore

2.2

Impact Factor

[Submit your article ↗](#)

[Guide for authors](#)



Menu



Search in this journal

About the journal

Chemical physics research with applications and impact

Chemical Physics Impact is a new gold open access journal which publishes peer-reviewed papers on how chemical physics impacts areas such as new materials, catalysis, drug discovery, energy production and storage, and climate change.

Original ...

[View full aims & scope](#)

\$1280 ⓘ

Article publishing charge
for open access

17 days

Time to first decision

48 days

Review time

61 days

Submission to acceptance



[View all insights](#)

FEEDBACK





Contents lists available at ScienceDirect

Chemical Physics Impact

journal homepage: www.sciencedirect.com/journal/chemical-physics-impact

Biocompatibility of ionic liquid tagged terpyridine complexes with potent biological activity

M. Antilin Princela^{a,d}, B.T. Delma^{a,d}, S. Lizy Roselet^{a,d}, M. Shirly Treasa^{a,d}, M. Jaya Brabha^{b,d}, C. Isac Sobana Raj^{c,d,*}

^a Department of Chemistry, Holy Cross College (Autonomous), Nagercoil-629004, Tamil Nadu, India

^b Department of Chemistry, Annai Velankanni College, Tholayavattam, Tamil Nadu 629157, India

^c Department of Chemistry and Research Centre, Nesamony Memorial Christian College, Marthandam, Tamil Nadu 629165, India

^d Affiliated to Manonmaniam Sundaranar University, Abishekapatti, Tirunelveli 627012, Tamil Nadu, India

ARTICLE INFO

Keywords:

Terpyridine
Ionic liquids
Antimicrobial activity
Antioxidant activity
Anticancer activity

ABSTRACT

The current work deals with the study of novel and bioactive ionic liquid tagged terpyridine ligand and their complexes were synthesized using first row transition metal ions. The synthesized IL tagged complexes were characterized by UV, FT-IR, ¹H NMR, ¹³C NMR, HRMS spectroscopic studies and also the structure of the complexes was confirmed by its spectral data. Moreover, the antibacterial, antifungal, antioxidant and anticancer studies were carried out to exhibit the bioactivity of the complexes. The antimicrobial studies of newly synthesized complexes were tested against five bacterial and two fungal strains by disc diffusion method. The iron complexes of terpyridine shows outstanding activity than the reference with zone of inhibition of 22-32 mm against the evaluated microorganisms. Furthermore, the antioxidant activity of the terpyridine complexes was assessed by phosphomolybdenum and NO radical scavenging assay. The reducing power of the synthesized complexes has shown potent antioxidant activity than the standard. Especially, Cu-tpy-IL and Zn-tpy-IL have shown good radical scavenging activity exhibits an IC₅₀ value of 42.45 and 40.85 μg/mL respectively. In addition, the anticancer activity of the complexes was analyzed by SRB assay. The report suggested that the complexes of Cu-tpy-IL and Zn-tpy-IL exhibiting prominent role in anticancer activity against HeLa and HT-29 cell lines possessing a GI₅₀ value of <10 μg/mL. The obtained results revealed that the bioactive synthesized complexes could be used as a derivative in the field of drug inventions.

1. Introduction

Metal ions and its complexes were served as a key material in biological processes and it is responsible for various biological reactions in our daily life [1]. Metal complexes have a peculiar property to exist as multiple oxidation states, generating additional coordination site, increasing the reaction kinetics, altering the ligand affinity and mimicking the metalloenzymes and so on. Because of these properties, metals can easily bind with oxygen, sulphur and nitrogen atoms, which is present in the amino acids in DNA [2–4]. The recent trends in bioinorganic chemistry are to synthesize thermodynamically stable and kinetically labile, low-cost eco-friendly metal complexes [5] and to utilize these complexes for various biological targets especially for cancer treatment. Generally, the metal atom has a tendency like readily losing an electron from the outermost orbit and it existed as a cation,

hence metal containing biomolecules (Haemoglobin) carry the oxygen throughout the body. Since metal atom is electron deficient in nature, it exists in variable oxidation states based on the environment [6]. This tendency attracts electron rich biomolecules like DNA and proteins. Due to this peculiar property, metal complexes induce electron shuttling between biomolecules and metal complexes.

In addition to this, many metal ions are responsible for natural evolution and biological functions. Practically, haemoglobin is an iron containing allosteric protein which is present in blood and it carries oxygen as well as carbon dioxide [7]. Calcium and its compounds are present in bones; hence it decides the skeletal system [8]. Ceruloplasmin is the copper carrying protein made in liver, it stores and carries the mineral copper around our body [9]. Vitamin B-12 (cobalamin) is a cobalt containing vitamin, their contribution in the formation of red blood cell is a remarkable one [10]. Urease is a nickel containing

* Corresponding author.

E-mail address: isacchemistry@gmail.com (C.I.S. Raj).

<https://doi.org/10.1016/j.chphi.2023.100371>

Received 2 June 2023; Received in revised form 5 October 2023; Accepted 5 November 2023

Available online 7 November 2023

2667-0224/© 2023 Published by Elsevier B.V. This is an open access article under the CC BY-NC-ND license (<http://creativecommons.org/licenses/by-nc-nd/4.0/>).





Source details

Chemical Physics Impact

Open Access ⓘ

Scopus coverage years: from 2020 to Present

Publisher: Elsevier

E-ISSN: 2667-0224

Subject area: Materials Science: Materials Science (miscellaneous) Physics and Astronomy: Physics and Astronomy (miscellaneous)
Physics and Astronomy: Condensed Matter Physics Chemistry: Physical and Theoretical Chemistry [View all](#) ▾

Source type: Journal

CiteScore 2022 ⓘ
1.8

SJR 2022 ⓘ
0.329

SNIP 2022 ⓘ
0.681

[View all documents](#) > [Set document alert](#) [Save to source list](#)

[CiteScore](#) [CiteScore rank & trend](#) [Scopus content coverage](#)

i Improved CiteScore methodology ⓘ

CiteScore 2022 counts the citations received in 2019-2022 to articles, reviews, conference papers, book chapters and data papers published in 2019-2022, and divides this by the number of publications published in 2019-2022. [Learn more](#)>

CiteScore 2022 ▾

1.8 = $\frac{223 \text{ Citations 2019 - 2022}}{127 \text{ Documents 2019 - 2022}}$

Calculated on 05 May, 2023

CiteScoreTracker 2023 ⓘ

2.6 = $\frac{989 \text{ Citations to date}}{385 \text{ Documents to date}}$

Last updated on 05 April, 2024 • Updated monthly

CiteScore rank 2022 ⓘ

Category	Rank	Percentile
Materials Science		
└ Materials Science (miscellaneous)	#91/150	39th
Physics and Astronomy		
└ Physics and Astronomy (miscellaneous)	#41/67	39th

[View CiteScore methodology](#)> [CiteScore FAQ](#)> [Add CiteScore to your site](#)🔗



Already have a manuscript?

Use our Manuscript Matcher to find the best relevant journals!

[Find a Match](#)

Filters [Clear All](#)

- Web of Science Coverage
- Open Access
- Category
- Country / Region
- Language
- Frequency
- Journal Citation Reports

Refine Your Search Results

Chemical Physics Impact [Search](#)

Sort By: Relevancy

Search Results

Found 2,673 results (Page 1) [Share These Results](#)

Exact Match Found

CHEMICAL PHYSICS IMPACT OPEN ACCESS

Publisher: **ELSEVIER , RADARWEG 29, AMSTERDAM, Netherlands, 1043 NX**

ISSN / eISSN: **2667-0224**

Web of Science Core Collection: **Emerging Sources Citation Index**

[Share This Journal](#) [View profile page](#)

* Requires free login.

Other Possible Matches

CHEMICAL PHYSICS

Publisher: **ELSEVIER , RADARWEG 29, AMSTERDAM, Netherlands, 1043 NX**

ISSN / eISSN: **0301-0104 / 1873-4421**

Web of Science Core Collection: **Science Citation Index Expanded**

Additional Web of Science Indexes: **Current Contents Physical, Chemical & Earth Sciences | Essential Science Indicators**





ScienceDirect

Chemical Physics Impact

Open access

1.8

CiteScore

2.2

Impact Factor

[Submit your article ↗](#)

[Guide for authors](#)



Menu



Search in this journal

About the journal

Chemical physics research with applications and impact

Chemical Physics Impact is a new gold open access journal which publishes peer-reviewed papers on how chemical physics impacts areas such as new materials, catalysis, drug discovery, energy production and storage, and climate change.

Original ...

[View full aims & scope](#)

\$1280 ⓘ

Article publishing charge
for open access

17 days

Time to first decision

48 days

Review time

61 days

Submission to acceptance



[View all insights](#)

FEEDBACK





Synthesis, characterization and biological activity of zinc complexes of ethylenediamine and its derivatives

M. Jaya Brabha¹, M. Anitha Malbi^{2,*}

Department of Chemistry, Holy Cross College, Nagercoil, Affiliated to Manonmaniam Sundaranar University, Tirunelveli, Tamil Nadu, India

ARTICLE INFO

Keywords:

Anti-diabetic
Alpha-glucosidase
Alpha-amylase
1H NMR and CHNS

ABSTRACT

Inorganic Complexes are widely used in pharmaceutical industry. Especially chelating complexes are used as the scavengers of heavy metal ions. This present study is aimed to synthesis ethylenediamine and its derivative Zn (II) complexes, and identifies the biological efficiency of the complexes. The ¹H NMR spectra of ligands and Zn complexes are confirming the complexation. Downfield shifts of complexes further support the complexation. All the complexes are well crystalline and the average particle size is 80. The calculated percentage of an element in all the complexes is well agreed with the percentage of elements obtained from the CHNS analyzer. Applications of the complexes are studied by its Invitro Anti-diabetic activity. [Zn(pren)₂]²⁺ complex exhibits greater percentage inhibition (63.57%). The homo catenation of the ligand is response to increase the drug efficiency.

Introduction

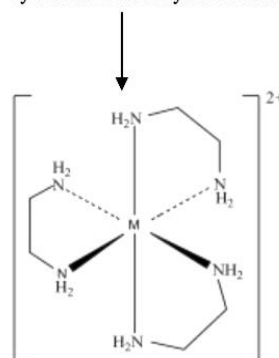
The average human body contains 3 g of zinc, which makes it the second most abundant trace element in the body after iron [1–4]. Zinc is the only metal that appears in all enzyme classes [1,4]. It is mainly distributed in the blood, kidney, liver and bone [5]. Studies have shown that Zn(II) has important antibacterial and antiviral effects [6], and high zinc ion concentrations may have some antibacterial properties [7]. Metal ions are necessary for many important operation in humans and some diseases are caused due to deficiency of metal ions [8] iron deficiency might result in pernicious anemia. Zinc deficiency causes growth retardation, copper deficiency leads to heart disease in infants. A fundamental aspect of medicinal bioinorganic chemistry is to notice and interpret at the level of molecular of the diseases, initiated by unsatisfactory in function metal-ion. Especially chelating complexes are used as the scavengers of heavy metal ions [9]. This present study is aimed to synthesis and identifies the efficiency of chelating complexes. The scheme is performed for the synthesis of ethylenediamine and its derivatives are treated with Zn (II) salt. Empirical formula of complexes are analyzed by CHNS study, complexation are determined by ¹H NMR and FTIR studies, crystallinity and grain size are identified by PXRD. Anti-Diabetic Activities of chelating metal complexes are determined by invitro alpha-glucosidase inhibition assay and invitro alpha-amylase

inhibition assay.

Synthesis of chelating metal complexes

The chelating complexes of Zn(II) were prepared from zinc sulphate hepta hydrate, with ligands, ethylenediamine (en), N-methylethylenediamine (meen) and N-propylethylenediamine (pren). 2 mM aqueous solution of metal salts was taken in a separate beaker and 6 mM solution of en, meen and pren was added drop by drop to the separate beaker. To get proper mixing continuous stirring was performed for an hour, 2 mL of ethyl alcohol was added to each beaker for complete precipitation then the solution was transferred into three separate petri dish. The solvent was removed by hot air oven at 45°C. After 3 days, white-coloured complexes were formed [10].

Synthesis of tris ethylenediamine Zn(II) sulphate



* Corresponding author.

E-mail address: anithamalbi@holycrossngl.edu.in (M.A. Malbi).

¹ Research Scholar, Reg.No: Reg.No.18123042032015

² Assistant Professor

<https://doi.org/10.1016/j.chphi.2023.100248>

Received 1 January 2023; Received in revised form 15 May 2023; Accepted 8 June 2023

Available online 8 June 2023

2667-0224/© 2023 The Authors. Published by Elsevier B.V. This is an open access article under the CC BY-NC-ND license (<http://creativecommons.org/licenses/by-nc-nd/4.0/>).



Source details

Journal of Survey in Fisheries Sciences

Scopus coverage years: from 2018 to 2023
(coverage discontinued in Scopus)

Publisher: Green Wave Publishing of Canada

E-ISSN: 2368-7487

Subject area: Veterinary: Veterinary (miscellaneous) Environmental Science: Ecology
Agricultural and Biological Sciences: Ecology, Evolution, Behavior and Systematics
Agricultural and Biological Sciences: Aquatic Science

Source type: Journal

[View all documents >](#) [Set document alert](#) [Save to source list](#)

CiteScore 2021 ⓘ
1.0

SJR 2022 ⓘ
0.185

SNIP 2022 ⓘ
0.392

[CiteScore](#) [CiteScore rank & trend](#) [Scopus content coverage](#)

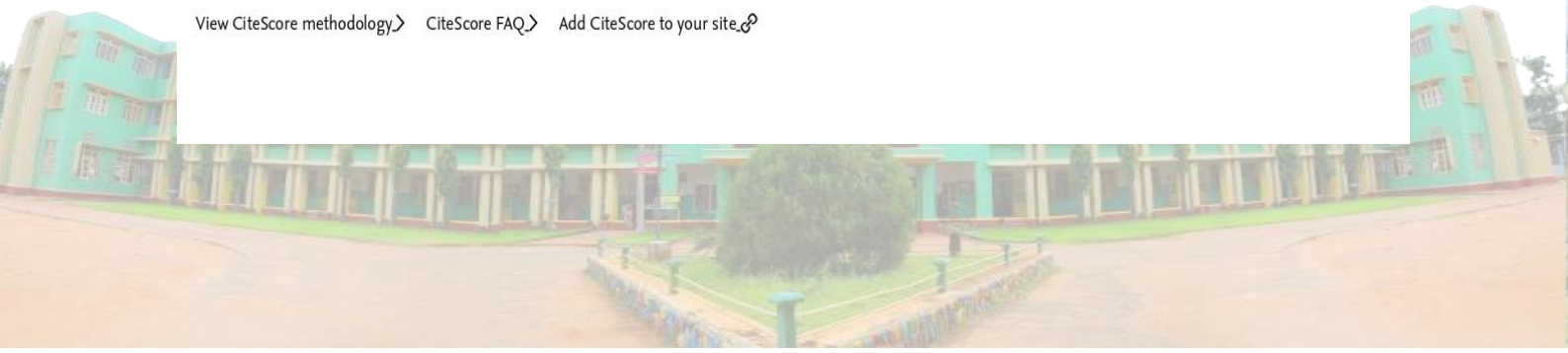
i Improved CiteScore methodology ✕
CiteScore 2021 counts the citations received in 2018-2021 to articles, reviews, conference papers, book chapters and data papers published in 2018-2021, and divides this by the number of publications published in 2018-2021. [Learn more >](#)

CiteScore 2021 ▼
1.0 = $\frac{79 \text{ Citations } 2018 - 2021}{81 \text{ Documents } 2018 - 2021}$
Calculated on 05 May, 2022

CiteScore rank 2021 ⓘ

Category	Rank	Percentile
Veterinary		
└ Veterinary (miscellaneous)	#11/17	38th
Environmental Science		
└ Ecology	#323/437	26th
Agricultural and Biological Sciences		
└	#547/687	20th

[View CiteScore methodology >](#) [CiteScore FAQ >](#) [Add CiteScore to your site >](#)





[Home](#)

[Journal Information](#)

[Articles Archive](#)

[For Authors](#)

[For Reviewers](#)

[Registration](#)

[Contact Us](#)

[Article in Press](#)

Journal of Survey in Fisheries Sciences (SFS) ISSN: 2389-7487, is published three times annually in February, June, and October. This is a scientific journal reporting on research in aquatic disciplines related to fisheries.

Research papers on fisheries/aquaculture and fishery-related subjects will be considered for publication. All material submitted must be original and unpublished. Three categories of papers are considered for publication: "Original research," "Short communications," and "Reviews."

Topics of interest to the journal include new information on various animal and plant species related to fisheries and aquaculture. Specific areas of interest include aquatic ecosystems, methods of propagation and culture of high value aquatic resources, pollution and its effect on the environment and aquatic species, nutrition, health and diseases of aquatic species, research on fish processing and production of new products, protection of recovering stocks and sustainable exploitation of living resources, and finally the economic and social aspects of fisheries.

All articles are Open Access and are immediately available online at no cost to read, distribute, and/or reuse. Expert reviewers will evaluate the articles submitted to the journal. While the objective of the peer review process is to ensure high quality science, peer reviewers do not make the final decision to accept or reject papers for publication. The decision-making authority rests solely with the journal editor and the journal's editorial board. The journal decision-making process includes the following steps:

1. Registration on the Journal's website by the corresponding author and providing the full affiliation of all authors. Submission of the paper in proper format is required.
2. After a paper is submitted to the journal, the Journal's editor and/or a member of the editorial board will screen the manuscript and decide whether or not to send it for full peer review. At this stage the paper may also be returned to the author for reformatting or other corrections to meet the minimum requirements of the Journal.
3. After clearing the initial screening up to three peer reviewers are allocated to review the manuscript. The editor or a member of the editorial board may also review the manuscript.
4. The peer review is a double-blind process, which means that both the reviewers and authors identities are concealed throughout the review process.
5. The Journal's editor considers the peer reviewers' reports, along with the evaluation form (completed by the reviewers), and makes a final decision as follows:
 - a. If at least two reviewers recommend to rejection, the editor may reject the paper at this stage.
 - b. If at least one reviewer requests a major correction, the paper is sent back to the author to provide corrections and/or appropriate responses to the reviewer's comments.
 - c. If any of the reviewers decline to review the paper, or do not send their response about the paper within the predefined period of time, then another reviewer will be assigned by the editor.
6. As soon as the corrected version of the paper along with the responses to the reviewers' comments are submitted to the journal (normally within 2 weeks), they will be checked by the editor and sent to one of the reviewers for final revision and recommendation.

Indexing

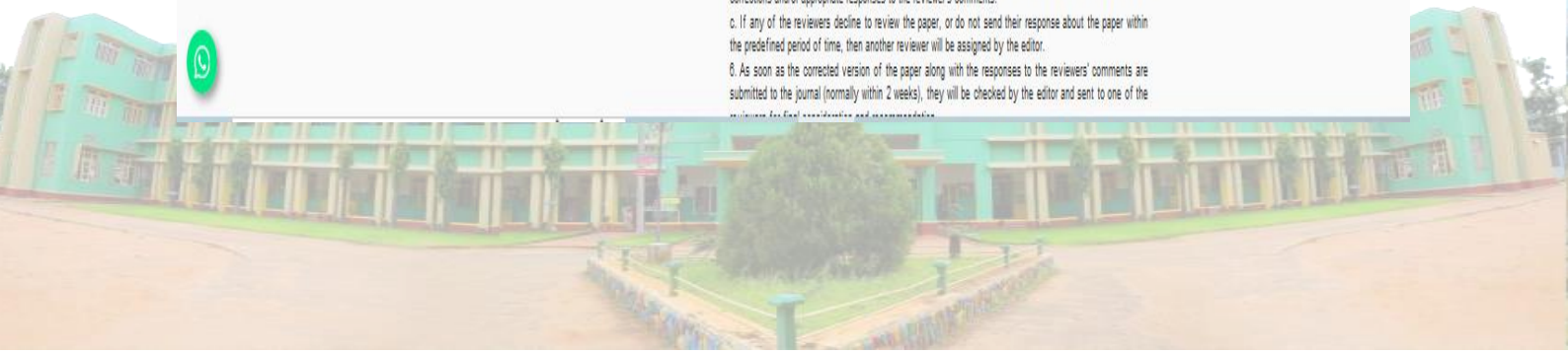


Journal Metrics

Journal of Survey in
Fisheries Sciences



Source: Normalized Impact per Paper (SNIP) - 0.112





Biological Analysis of *Cocos Nucifera* L Endocarp Extracts

¹K Lavanya , ²S Agneswari, ³S Kala Vetha kumari, ⁴K Indirani ⁵M Murugan, ⁶Abisha B

¹Department of Biochemistry, PSG College of Arts and Science (Autonomous), *affiliated to Bharathiar University, Coimbatore, Tamil Nadu, India.*

²Department of Zoology, Vivekananda College, Agasteeswaram, Kanyakumari, *affiliated to Manonmaniam Sundaranar University, Tirunelveli, Tamil Nadu, India.*

³Department of Botany, Holy Cross College (Autonomous), Nagercoil *affiliated to Manonmaniam Sundaranar University, Tirunelveli, Tamil Nadu, India.*

⁴Department of Clinical Nutrition and Dietetics, PSG College of Arts and Science (Autonomous), *affiliated to Bharathiar University, Coimbatore, Tamil Nadu, India.*

⁵Department of Biomedical Engineering, Noorul Islam Centre for Higher Education, Kumaracoil, Kanyakumari District, Tamil Nadu, India.

⁶Department of Biotechnology, Noorul Islam College of Arts and Science, Kumaracoil *affiliated to Manonmaniam Sundaranar University, Tirunelveli, Tamil Nadu, India.*
email: lavanya@psgcas.ac.in

ABSTRACT

Cocos nucifera. L commonly called as Coconut tree is used for its several beneficial health effects as antitumor, anthelmintic, antidotal, antiseptic, bactericidal activity, etc. Coconut shell or its endocarp is an agricultural waste and is available in very large quantities throughout the tropical countries of the world. Endocarp of *C.nucifera*. L was supposed to be the hardest part of the fruit but ionically richest source of phenolic and flavonoid compound which are responsible for diverse biological activities beneficial to human health and disease prevention. Therefore the present study was conducted to determine the phytochemical constituents and antioxidant activity of four different extracts of *C.nucifera*. L endocarp prepared by cold percolation (CNL-01), hot percolation (CNL-02), aqueous extraction (CNL-03) and by dry distillation (CNL-04) methods. All the investigated phytochemicals except amino acids, proteins and alkaloids were present in different extracts. Antioxidant activity of extracts using reducing power methods revealed CNL-02 as the better extract.

1. INTRODUCTION

Cocos nucifera *Lim* commonly known as coconut belonging to *Arecaceae* family is considered as an important fruit tree in the world providing food and used in the world playing a significant role in the economic, cultural and social life of over 80 tropical countries. Currently coconut is mainly an oil crop rich in lauric acid with a variety of others uses in addition to commercial oil production. The most important coconut

producing countries in the world are India, SriLanka, Malaysia and Indonesia (Harries, 1995). For thousands of year, coconut products have held a respected and valuable place in Indian folk medicine. It is believed to be antibleorrhagic, antibronchitis, febrifuga, antigingivitic, immunostimulant, antioxidant, antiparasitic etc. Endocarp of *Cocos nucifera* was supposed to be the hardest part of the fruit but ionically richest source of phenolic and flavonoid compound which are responsible for diverse biological





Source details

Journal of Survey in Fisheries Sciences

Scopus coverage years: from 2018 to 2023
(coverage discontinued in Scopus)

Publisher: Green Wave Publishing of Canada

E-ISSN: 2368-7487

Subject area: Veterinary: Veterinary (miscellaneous) Environmental Science: Ecology
Agricultural and Biological Sciences: Ecology, Evolution, Behavior and Systematics
Agricultural and Biological Sciences: Aquatic Science

Source type: Journal

[View all documents >](#) [Set document alert](#) [Save to source list](#)

CiteScore 2021 ⓘ
1.0

SJR 2022 ⓘ
0.185

SNIP 2022 ⓘ
0.392

[CiteScore](#) [CiteScore rank & trend](#) [Scopus content coverage](#)

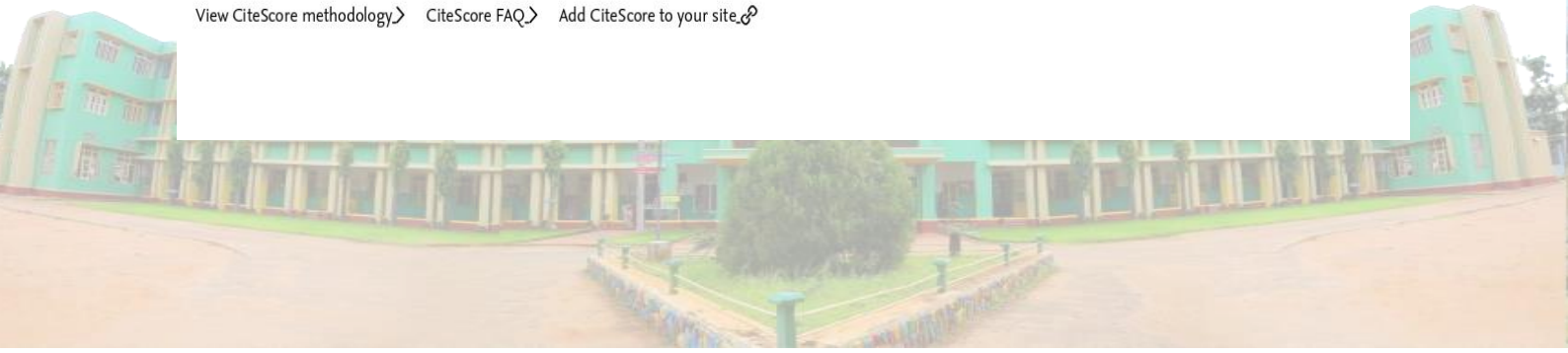
i Improved CiteScore methodology ✕
CiteScore 2021 counts the citations received in 2018-2021 to articles, reviews, conference papers, book chapters and data papers published in 2018-2021, and divides this by the number of publications published in 2018-2021. [Learn more >](#)

CiteScore 2021 ▼
1.0 = $\frac{79 \text{ Citations 2018 - 2021}}{81 \text{ Documents 2018 - 2021}}$
Calculated on 05 May, 2022

CiteScore rank 2021 ⓘ

Category	Rank	Percentile
Veterinary		
└ Veterinary (miscellaneous)	#11/17	38th
Environmental Science		
└ Ecology	#323/437	26th
Agricultural and Biological Sciences	#547/687	20th

[View CiteScore methodology >](#) [CiteScore FAQ >](#) [Add CiteScore to your site >](#)





Journal of Survey in Fisheries Sciences (SF3) ISSN: 2380-7487, is published three times annually in February, June, and October. This is a scientific journal reporting on research in aquatic disciplines related to fisheries.

Research papers on fisheries/aquaculture and fishery-related subjects will be considered for publication. All material submitted must be original and unpublished. Three categories of papers are considered for publication: "Original research," "Short communications," and "Reviews."

Topics of interest to the journal include new information on various animal and plant species related to fisheries and aquaculture. Specific areas of interest include aquatic ecosystems, methods of propagation and culture of high value aquatic resources, pollution and its effect on the environment and aquatic species, nutrition, health and diseases of aquatic species, research on fish processing and production of new products, protection of recovering stocks and sustainable exploitation of living resources, and finally the economic and social aspects of fisheries.

All articles are Open Access and are immediately available online at no cost to read, distribute, and/or reuse. Expert reviewers will evaluate the articles submitted to the journal. While the objective of the peer review process is to ensure high quality science, peer reviewers do not make the final decision to accept or reject papers for publication. The decision-making authority rests solely with the journal editor and the journal's editorial board. The journal decision-making process includes the following steps:

1. Registration on the Journal's website by the corresponding author and providing the full affiliation of all authors. Submission of the paper in proper format is required.
2. After a paper is submitted to the journal, the Journal's editor and/or a member of the editorial board will screen the manuscript and decide whether or not to send it for full peer review. At this stage the paper may also be returned to the author for reformatting or other corrections to meet the minimum requirements of the Journal.
3. After clearing the initial screening up to three peer reviewers are allocated to review the manuscript. The editor or a member of the editorial board may also review the manuscript.
4. The peer review is a double-blind process, which means that both the reviewers and authors identities are concealed throughout the review process.
5. The Journal's editor considers the peer reviewers' reports, along with the evaluation form (completed by the reviewers), and makes a final decision as follows:

- a. If at least two reviewers recommend to rejection, the editor may reject the paper at this stage.
- b. If at least one reviewer requests a major correction, the paper is sent back to the author to provide corrections and/or appropriate responses to the reviewer's comments.
- c. If any of the reviewers decline to review the paper, or do not send their response about the paper within the predefined period of time, then another reviewer will be assigned by the editor.
6. As soon as the corrected version of the paper along with the responses to the reviewers' comments are submitted to the journal (normally within 2 weeks), they will be checked by the editor and sent to one of the reviewers for final evaluation and recommendation.

[Home](#)

[Journal Information](#)

[Articles Archive](#)

[For Authors](#)

[For Reviewers](#)

[Registration](#)

[Contact Us](#)

[Article in Press](#)

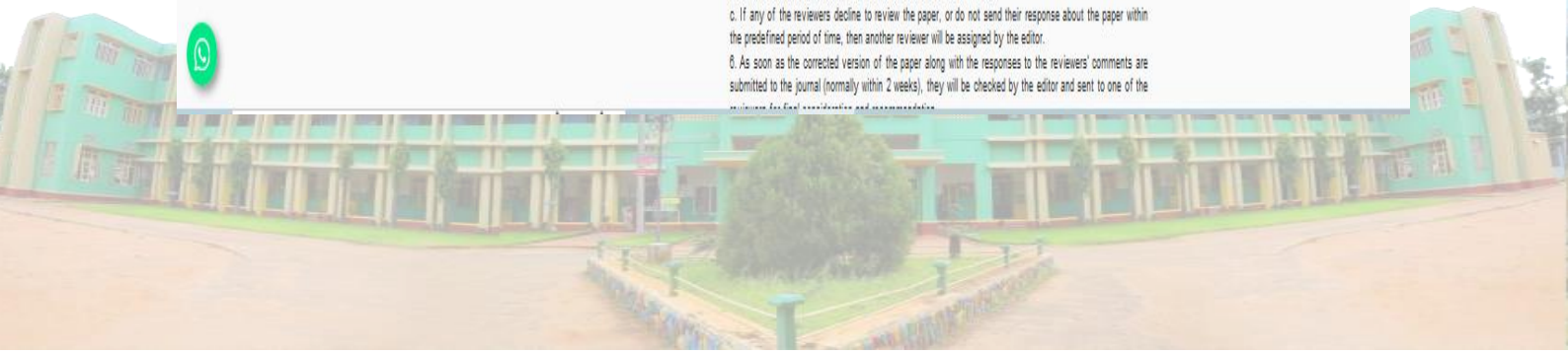
[Indexing](#)



[Journal Metrics](#)



Source: Normalized Impact per Paper (SNIP) - 0.182



A Preliminary Qualitative and Quantitative Phytochemical Screening of *Annona muricata* L. Leaf Using Various Solvent Extracts

Jerin Asha T^{1*}, Medo Merina R² and Bojaja A Rosy³

¹19223042262017, Ph.D Research Scholar, Department of Botany and Research Centre, Holy Cross College (Autonomous), Nagercoil, Tamil Nadu, India.

² Assistant Professor, Department of Botany and Research Centre, Women's Christian College, Nagercoil, Tamil Nadu, India.

³ Assistant Professor, Department of Botany and Research Centre, Holy Cross College (Autonomous), Nagercoil, Tamil Nadu, India.

*Corresponding Author E-mail ID : aknaths.thileeban@gmail.com

Affiliated to Manonmanium Sundaranar University, Abishekapatti, Tirunelveli, Tamil Nadu, India.

ABSTRACT

The main objective of the present study was to find out the phytochemicals present in aqueous, ethanol, chloroform, ethyl acetate and acetone extracts of *Annona muricata* L. (Soursop) by both qualitative and quantitative screening methods. In qualitative analysis various phytochemicals such as alkaloids, flavonoids, tannins, phenols, terpenoids, glycosides, saponins, steroids, carbohydrates, reducing sugars and proteins were present. In quantitative analysis total amount of available phytochemical constituents were quantified. The ethanol leaf extract showed maximum number of compounds, followed by ethyl acetate, chloroform and aqueous extracts. Least number of secondary metabolites present in acetone. The highest quantity of alkaloids shown in ethanolic leaf extract. The quantity of glycosides is remarkable in both ethanol and acetone. Among all phytochemicals present, terpenoids and reducing sugars showed the least quantity in all extracts. The results obtained during the study also highlights the value in the field of pharmacology to develop new drugs.

Keywords: Extracts, leaf, phytochemical screening, qualitative, quantitative, soursop,

INTRODUCTION

Plants represents a priceless tank of new bioactive molecules with various medicinal and pharmacological applications (Singh *et al.*, 2014). Plants have been thus known to be a reservoir of secondary metabolites which are being exploited as source of bioactive substance for various pharmacological purposes. Numerous studies have been carried out to screen extracts from medicinal plants for the

presence of novel compounds and to test their biological activities (Ahmedulla and Nayar,1999). Medicinal plants which contain phytochemicals are good for human health and for the prevention of diseases (Mlozi, 2022).

The phytochemical research that has been done based on the ethno-pharmacological information forms the effective approach in the discovery of new anti-infective agents from higher plants. It plays a vital role





Source details

Latin American Journal of Pharmacy

Scopus coverage years: from 1989 to 2023

Publisher: Colegio de Farmaceuticos de la Provincia de Buenos Aires

ISSN: 0326-2383

Subject area: Pharmacology, Toxicology and Pharmaceutics: Pharmaceutical Science

Pharmacology, Toxicology and Pharmaceutics: Drug Discovery

Source type: Journal

[View all documents >](#)

[Set document alert](#)

[Save to source list](#)

CiteScore 2022 ⓘ
0.4

SJR 2022 ⓘ
0.126

SNIP 2022 ⓘ
0.109

[CiteScore](#) [CiteScore rank & trend](#) [Scopus content coverage](#)

i Improved CiteScore methodology ✕

CiteScore 2022 counts the citations received in 2019-2022 to articles, reviews, conference papers, book chapters and data papers published in 2019-2022, and divides this by the number of publications published in 2019-2022. [Learn more >](#)

CiteScore 2022

$$0.4 = \frac{531 \text{ Citations 2019 - 2022}}{1,503 \text{ Documents 2019 - 2022}}$$

Calculated on 05 May, 2023

CiteScoreTracker 2023 ⓘ

$$0.4 = \frac{583 \text{ Citations to date}}{1,620 \text{ Documents to date}}$$

Last updated on 05 April, 2024 • Updated monthly

CiteScore rank 2022 ⓘ

Category	Rank	Percentile
Pharmacology, Toxicology and Pharmaceutics	#143/171	16th
Pharmaceutical Science		
Pharmacology, Toxicology and Pharmaceutics	#148/156	5th
Drug Discovery		

[View CiteScore methodology >](#) [CiteScore FAQ >](#) [Add CiteScore to your site &](#)



Already have a manuscript?

Use our Manuscript Matcher to find the best relevant journals!

Find a Match

Filters

Clear All

Web of Science Coverage

Open Access

Category

Country / Region

Language

Frequency

Journal Citation Reports

Refine Your Search Results

Latin American Journal of Pharmacy

Search

Sort By: Relevancy

Search Results

Found 1,009 results (Page 1)

Share These Results

Exact Match Found

LATIN AMERICAN JOURNAL OF PHARMACY

Publisher: COLEGIO FARMACEUTICOS
PROVINCIA DE BUENOS AIRES ,
DEPT CIENTIFICO, CALLE 5 NO 966,
LA PLATA, ARGENTINA, 00000

ISSN / eISSN: 0326-2383 / 2362-3853

Additional Web of Science Indexes: Biological Abstracts | BIOSIS Previews

Share This Journal

View profile page

* Requires free login.

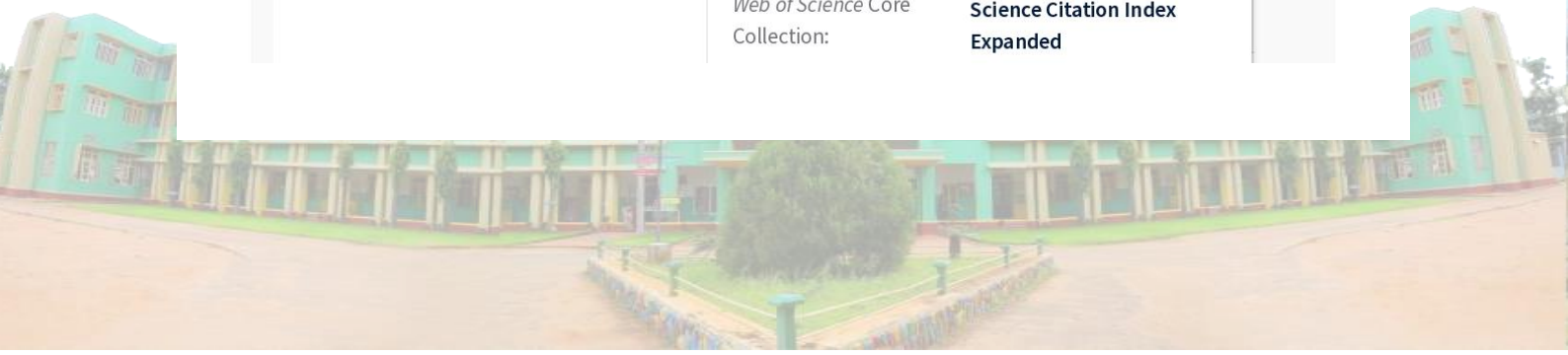
Other Possible Matches

AMERICAN JOURNAL OF HEALTH-SYSTEM PHARMACY

Publisher: OXFORD UNIV PRESS INC ,
JOURNALS DEPT, 2001 EVANS RD,
CARY, USA, NC, 27513

ISSN / eISSN: 1079-2082 / 1535-2900

Web of Science Core Collection: Science Citation Index Expanded



LATIN AMERICAN JOURNAL OF PHARMACY

FORMERLY ACTA FARMACEUTICA BONAERENSE



[LAST ISSUE](#) |
 [PREVIOUS ISSUES](#) |
 [GUIDE FOR AUTHORS](#) |
 [SUBMIT ARTICLE](#) |
 [CHECK MANUSCRIPT STATUS](#) |
 [SUSCRIPTION](#)

Aims and Scope

Latin American Journal of Pharmacy (formerly *Acta Farmaceutica Bonaerense*) is the scientific journal of the College of Pharmacists of Buenos Aires Province, Argentina. The journal publishes research reports in the form of original articles or short communications on most aspects of pharmaceutical sciences, with strong emphasis on originality and scientific quality. More specifically, but not exclusively, the journal publishes mainly reports in medicinal chemistry, pharmacology, drug absorption and metabolism, pharmacokinetics and pharmacodynamics, pharmaceutical and biomedical analysis, drug delivery, pharmaceutical technology and biotechnology, pharmaceutical care, and clinical drug evaluation. Reviews or mini-reviews are not encouraged, but experimental articles are privileged. Articles reporting the isolation of secondary metabolites of plants will be only considered if biological and toxicological assays are included. In general, reports on biological activities of crude extracts are not considered for publication unless any bioactive compound is isolated and identified. Contributions reporting unexceptional and predictable bioactivity (for instance, antioxidant activity of extracts or antimicrobial activity of essential oils) are not normally considered for publication.

Articles are indexed and abstracted in Chemical Abstracts Service, International Pharmaceutical Abstracts Service, BioScience Information Service (Biological Abstracts), Periodica (Index of Latin American Scientific Journals), International Pharmaceutical Technology & Product Manufacture Abstracts, Referativnyi Zhurnal (Institut of Scientific Information, Russian Academy of Sciences), EMBASE/Excerpta Medica, LILACS (Latin American and Caribbean Health Sciences Literature) and LATINDEX. The journal was awarded in 1986 and 2000 with APTA-Antonio Rizzuto prize (scientific journals category) and in 2002 was qualified as scientific journal level one (excellent) by the Argentine Center of Scientific and Technological and Information (CAICYT-.CONICET) within the LATINDEX Project, integrantes the Common Core of Argentinian Scientific Journals and has been proclaimed as a journal of provincial interest by the Honorable Deputy Chamber of Buenos Aires Province, Argentina.

From 2017, *Lat. Am. J. Pharm.* publishes twelve issues per year

JCR Impact Factor 2019: 0.240 *
Subject category "Pharmacology & Pharmacy"

* Journal Citation Reports, Thomson Reuters

LOG-IN

User

Password

[LOG-IN](#)

[Forgot your password?](#)

SEARCHS

Author Work

[SEARCH](#)

ACTIONS

[Submit Article](#)

[Check Manuscript Status](#)

[SuscRIPTION](#)

[Free Sample Issue](#)

STATISTICS

JCR Impact Factor 2019:
0.240

Issues per year: 12

ISSN 0326-2383 (printed ed.)

ISSN 2362-3853 (on line ed.)

NEWSLETTER

[JOIN](#)





[HOME](#) / [ARCHIVES](#) / [VOL. 42 NO.3 \(2023\)](#) / [Articles](#)

Phytochemical and anticancerous potential of the fruit extract of annona muricata l.

Jerin Asha T*, Medo Merina R and Bojaxa A Rosy

Keywords: Analyse, Anti-cancerous, Metabolites, Pharmacological, Phytochemical.

ABSTRACT

The objective of this research was to explore the preliminary phytochemical and anticancerous properties of Annona muricata fruit extract. The fruit parts like mesocarp and epicarp were selected for the study. Chloroform solvent is used for the extraction. The qualitative and quantitative analysis of the phytochemicals was determined. The anticancerous studies were made by MTT assay method. Various concentration of the extract was used for anticancerous analysis. The MCF-7 breast cancer cell line was used for the viability test and the IC 50 value was determined. The results of the qualitative and quantitative phytochemical analysis revealed the presence of alkaloids, flavonoids, tannins, phenols, terpenoids, glycosides, saponins, steroids, carbohydrates, reducing sugars and proteins. The phytochemical compounds were more in epicarp than mesocarp. The MCF-7 breast cancer cell line also showed the best results in mesocarp than epicarp.

PDF

PUBLISHED

2023-08-25

ISSUE



Already have a manuscript?

Use our Manuscript Matcher to find the best relevant journals!

Find a Match

Filters

Clear All

Web of Science Coverage

Open Access

Category

Country / Region

Language

Frequency

Journal Citation Reports

Refine Your Search Results

International Journal of Biology Pharmac

Search

Sort By: Relevancy

Search Results

Found 21,700 results (Page 1)

Share These Results

Exact Match Found

INTERNATIONAL JOURNAL OF BIOLOGY PHARMACY AND ALLIED SCIENCES

Publisher: BP PUBL , BP PUBL, LUCKNOW, INDIA, 00000

ISSN / eISSN: 2277-4998

Additional Web of Science Indexes: Zoological Record

Share This Journal

View profile page

* Requires free login.

Other Possible Matches

INTERNATIONAL JOURNAL OF HEALTH AND ALLIED SCIENCES

Publisher: WOLTERS KLUWER MEDKNOW PUBLICATIONS , WOLTERS KLUWER INDIA PVT LTD , A-202, 2ND FLR, QUBE, C T S NO 1498A-2 VILLAGE MAROL, ANDHERI EAST, MUMBAI, India, Maharashtra, 400059

ISSN / eISSN: 2278-4292 / 2278-344X

Web of Science Core

Emerging Sources Citation





**International Journal of Biology, Pharmacy
and Allied Sciences
(IJBPAS)**

A Bridge Between Laboratory and Reader...

ISSN:2277-4998

[IMPACT FACTOR \(ISI\) 2012-13: 0-0.663](#)

[IMPACT FACTOR \(ISI\) 2012-14: 0-0.812](#)

[IMPACT FACTOR \(ISI\) 2012-15: 1.022](#)

[IMPACT FACTOR \(ISI\) 2017-2018: 1.318](#)

[ISI IMPACT FACTOR 2020-2021: 1.709](#)

[ISI IMPACT FACTOR 2021-2022: 1.892](#)

[ISI IMPACT FACTOR 2022-2023: 2.284](#)

[ISI IMPACT FACTOR 2023-2024: 2.375](#)

[HOME](#)

[EDITORIAL BOARD](#)

[INSTRUCTIONS TO AUTHORS](#)

[ARCHIVES](#)

[FEE](#)

[PEMS](#)

[CONTACT](#)

LATEST NEWS

[International Journal of Biology,
Pharmacy and Allied Sciences](#)
(IJBPAS) is indexed in

BPAS PUBLISHERS LLP



["International Journal of Biology, Pharmacy and Allied Sciences" is now added to the directory Open Academic Journals Index \(OAJI\).](#) [NEW](#)
[IJBPAS Now Listed in Web of Science Master Journal List.](#) [NEW](#)
[IJBPAS got a Impact factor by Scientific Journal Impact Factor Value for 2012 \(SJIF 2012 = 3.879\).](#) [NEW](#)


International Journal of Biology, Pharmacy and Allied Sciences (IJBPAS) is a peer reviewed, open access online international journal. It is published with an aim to bridge the gap between laboratories and the reader. It publishes original reviews, research articles and short communications from the field of Biotechnology, Microbiology, Enzymology, Biochemistry, pharmaceuticals, pharmacology, phytochemistry and pharmacognosy, pharmaceutical analysis, pharmaceutical microbiology, biotechnology and other allied fields.

International Journal of Biology, Pharmacy and Allied Sciences (IJBPAS) is published every month. It accepts reviews, research articles and short communications. **International Journal of Biology, Pharmacy and Allied Sciences (IJBPAS)** has a editorial policy of publishing original, high scientific quality and interesting reviews, research articles and short communications. IJBPAS sticks on the policy of rejecting reviews, research articles and short communications not sufficiently substantiated by experimental detail. Editors reserve the right to make alterations in the text without altering the technical content.

International Journal of Biology, Pharmacy and Allied Sciences (IJBPAS) believes that the manuscript is not under consideration anywhere else, and once accepted shall not be published elsewhere in the same form, in either the same or another language, without the consent of the Editors. Manuscripts with multiple authors are reviewed assuming that all listed authors have contributed to the research and all have unanimously approved the final manuscript. Authors must submit a covering letter along with the manuscript declaring the authenticity behind the work, covering letter must be forwarded by the Head of the Laboratory.

Manuscript Submission: Authors can submit manuscripts to editor@ijbpas.com or submit@ijbpas.com or editorijbpas@gmail.com or submitijbpas@gmail.com along with a covering letter by the corresponding author forwarded by the Head of the laboratory.

GALLERY



- [Download Copyright Form](#)
- [Download Covering Letter](#)
- [Download Indexing / impact factor details](#)



UGC APPROVED JOURNAL

0 1 4 2 1 4 4



**International Journal of Biology, Pharmacy
and Allied Sciences (IJBPAS)**
'A Bridge Between Laboratory and Reader'

www.ijbpas.com

**ETHNOMEDICINAL PLANTS USED BY THE PEOPLE OF THICKANAMCODE
VILLAGE, KANYAKUMARI DISTRICT, TAMIL NADU, INDIA**

**S. JAYAKUMAR^{1*}, T.S. SHYNIN BRINTHA², C. DOMETILA³, R. MARY SUJIN⁴,
A. R. FLORENCE⁵, G. JEBIA CHINNA RANI⁵, A. AYUN VINUBA⁶
AND V. SATHIA GEETHA⁷**

- 1: Department of Botany, Nesamony Memorial Christian College (Affiliated to Manonmaniam Sundaranar University, Tirunelveli), Marthandam, Tamil Nadu, India
- 2: Department of Botany, Scott Christian College (Affiliated to Manonmaniam Sundaranar University, Tirunelveli), Nagercoil, Tamil Nadu, India
- 3: Department of Botany, St. Jude's College (Affiliated to Manonmaniam Sundaranar University, Tirunelveli), Thoothoor, Tamil Nadu, India
- 4: Department of Botany, PTMTM College (Affiliated to Alagappa University, Karaikudi), Kamuthi, Tamil Nadu, India
- 5: Department of Botany, Holy Cross College (Affiliated to Manonmaniam Sundaranar University, Tirunelveli), Nagercoil, Tamil Nadu, India
- 6: Department of Botany, TDMNS College (Affiliated to Manonmaniam Sundaranar University, Tirunelveli), Kallikulam, Tamil Nadu, India
- 7: Department of Botany, A.V.V.M. Sri Pushpam College (Autonomous), Bharathidasan University, Poondi, India

***Corresponding Author: Dr. S. Jayakumar: E Mail: solomonjeeva@gmail.com**

Received 8th April 2022; Revised 3rd May 2022; Accepted 25th July 2022; Available online 1st Feb. 2023

<https://doi.org/10.31032/IJBPAS/2023/12.2.6897>

ABSTRACT

Plants have been used since ancient times for the treatment of various ailments. The present study documents the commonly used medicinal plants used by the people of Thickenamcode village through Participatory Rural Appraisal (PRA) method and interview method. A total of 70





Source details

Shu Ju Cai Ji Yu Chu Li/Journal of Data Acquisition and Processing

Scopus coverage years: from 2001 to Present

Publisher: Nanjing University of Aeronautics and Astronautics

ISSN: 1004-9037

Subject area: Computer Science: Signal Processing Computer Science: Software

Source type: Journal

[View all documents >](#) [Set document alert](#) [Save to source list](#)

CiteScore 2022 ⓘ
0.7

SJR 2022 ⓘ
0.140

SNIP 2022 ⓘ
0.221

[CiteScore](#) [CiteScore rank & trend](#) [Scopus content coverage](#)

i Improved CiteScore methodology ✕

CiteScore 2022 counts the citations received in 2019-2022 to articles, reviews, conference papers, book chapters and data papers published in 2019-2022, and divides this by the number of publications published in 2019-2022. [Learn more >](#)

CiteScore ²⁰²² ▼

0.7 = $\frac{302 \text{ Citations } 2019 - 2022}{434 \text{ Documents } 2019 - 2022}$

Calculated on 05 May, 2023

CiteScoreTracker 2023 ⓘ

0.7 = $\frac{312 \text{ Citations to date}}{434 \text{ Documents to date}}$

Last updated on 08 November, 2023 • Updated monthly

CiteScore rank 2022 ⓘ

Category	Rank	Percentile
Computer Science ↳ Signal Processing	#110/122	10th
Computer Science ↳ Software	#389/404	3rd

[View CiteScore methodology >](#) [CiteScore FAQ >](#) [Add CiteScore to your site 🌐](#)



JCSIT Journal of Data Acquisition and Processing

HOME ABOUT JCST AUTHORS REVIEWERS PUBLISHED PAPERS

Bimonthly Since 1986
ISSN 1004-9037

Publication Details
Edited by: Editorial Board of Journal of Data Acquisition and Processing
 P.O. Box 2704, Beijing 100190, P.R. China
Sponsored by: Institute of Computing Technology, CAS & China Computer Federation
Undertaken by: Institute of Computing Technology, CAS
Published by: SCIENCE PRESS, BEIJING, CHINA
Distributed by:
China: All Local Post Offices

Current Issue
 05 July-September 2023, Volume 38 Issue 4 Previous Issue (Volume 38 Issue 3)

Article

COVID-R: COMPUTER-AIDED SYSTEM FOR PREDICTING COVID-19 & ITS SEVERITY USING X-RAY IMAGES
 Rahul Deva, S.P.S. Chauhan
 Journal of Data Acquisition and Processing, 2023, 38 (4):

LIFETIME ENHANCEMENT OF EFFICIENT ENERGY FOR RELIABLE WIRELESS SENSOR NETWORK USING SWARM INTELLIGENCE OPTIMIZATION
 Shweta Sharma¹, Amandeep Kaur²
 Journal of Data Acquisition and Processing, 2023, 38 (4):

COMPARATIVE ANALYSIS OF MULTI-LEVEL ALGORITHM WITH DIFFERENT ENCRYPTION AND DECRYPTION SECURITY ALGORITHMS
 Dr. Gaurav Aggarwal¹, Mr. Hirdesh Sharma²,
 Journal of Data Acquisition and Processing, 2023, 38 (4):

FACIAL EXPRESSION RECOGNITION IN VIDEO USING 3D-CNN DEEP FEATURES DISCRIMINATION
 Rajesh Singh, Naval Kishore Mehta, Shyam Sunder Prasad, Anil Vohra, Sanjay Singh
 Journal of Data Acquisition and Processing, 2023, 38 (4):

AN AMALGAMATED DEEP LEARNING APPROACH FOR LUNG SEGMENTATION USING X-RAY IMAGES
 Annu Mishra^{1,*}, Pankaj Gupta² and Peeyush Tewari³
 Journal of Data Acquisition and Processing, 2023, 38 (4):

GRAPH'S MONOPHONIC VERTEX COVERING NUMBER
 M. Helen Sheeba¹, K. A. Francis Jude Shini², S. Durai Raj³
 Journal of Data Acquisition and Processing, 2023, 38 (4):

COPY-MOVE FORGERY DETECTION USING DEEP CONVOLUTIONAL NEURAL-NETWORK FEATURES WITH MACHINE LEARNING-BASED CLASSIFIER
 Kaleemur rehman, Saiful Islam
 Journal of Data Acquisition and Processing, 2023, 38 (4):

ANALYTICAL REPORT ON ENERGY EFFICIENT NON-METAHEURISTIC CLUSTERING IN WIRELESS SENSOR NETWORKS LEADING TO COOPERATIVE COMMUNICATION
 Nishant Tripathi, Charanjeet Singh, Kamal Kumar Sharma
 Journal of Data Acquisition and Processing, 2023, 38 (4):

OPTIMAL REGULATORS DESIGN FOR VSC HVDC SYSTEM USING SIMPLEX METHOD
 Mazouz Lakhdar¹, Elbar Mohamed², Boudhief Mohamed¹,
 Journal of Data Acquisition and Processing, 2023, 38 (4):

IMAGE CAPTION GENERATION USING DEEP LEARNING - CNN AND LSTM APPROACH
 Narayamoorthy M1* Haadhim Mubarak Ali², Himanshu Kurrey³, Sudhanshu Amarendra Singh⁴
 Journal of Data Acquisition and Processing, 2023, 38 (4):

ANALYSIS OF ENERGY HARVESTING IN HEALTHCARE APPLICATIONS
 Stalin Yanneboina¹, Dr. A S Rathore²
 Journal of Data Acquisition and Processing, 2023, 38 (4):

Submit Your Manuscript

Shu Ju Cai Ji Yu Chu Li/Journal of Data...
 Q4 Signal Processing
 best quartile
 SJR 2022 0.14
 powered by scimagojr.com

**LAND RESOURCE MANAGEMENT AND PLANNING USING REMOTE
SENSING AND GEOGRAPHIC INFORMATION SYSTEMS**

A. Meharajbegum

Department of Physics, Mailam Engineering College, Mailam, Tindivanam, Tamil Nadu.
Email: ameharaj18@gmail.com

Prakash Gadipelli

Department of Chemistry, Aditya College of Engineering & Technology, Surampalem,
Kakinada, Andhra Pradesh.
Email: Jamesprakash68669@gmail.com

A. Jansy Isabella Rani

Department of Biochemistry, Vellalar College for Women (Autonomous), Erode, Tamil
Nadu, E-mail: jansyisabella@gmail.com

B. Rajeshkanna

Department of Civil Engineering, R.V.S College of Engineering, Dindigul, Tamil Nadu.
Email: bvrkanna@gmail.com

J. Celin Pappa Rani

Department of Botany, Holy Cross College (Autonomous), Nagercoil, Tamil Nadu.
Email: celinpapparani@gmail.com

Abstract

The natural resources of a country are the foundation for its economic and social growth. Natural resources are vital to a country's economy because they generate wealth and jobs, supply crucial materials for manufacturing, feed and power the population, and heal and cure the sick. Overexploitation causes resource exhaustion because of population growth. The depletion of natural resources has had a domino effect, driving up prices, altering weather patterns, and eroding the economic, social, and cultural gains made possible by those resources' earlier exploitation. Nations must learn to use these resources sustainably if they want current and future generations to reap the advantages. Due to the importance of properly managing these sensitive resources in light of recent developments in information technology, natural resource managers have placed a strong emphasis on remote sensing and geographic information system (GIS) technologies. Managers now have a solid foundation upon which to build data and knowledge that will guide sustainable development decisions thanks to these technologies. Therefore, the purpose of this study is to provide an overview of the use of GIS and Remote Sensing in the context of managing land resources and promoting long-term sustainability.

Keywords: Technology for Land Use Planning, Resource Management, and Remote Sensing



Already have a manuscript?

Use our Manuscript Matcher to find the best relevant journals!

Find a Match

Filters

Clear All

Web of Science Coverage

Open Access

Category

Country / Region

Language

Frequency

Journal Citation Reports

Refine Your Search Results

International Journal of Zoological Investi

Search

Sort By: Relevancy

Search Results

Found 6,620 results (Page 1)

Share These Results

Exact Match Found

INTERNATIONAL JOURNAL OF ZOOLOGICAL INVESTIGATIONS

Publisher: SARAN PUBLICATIONS , SARAN NIWAS, Basantpur, GORAKHPUR, India, Uttar Pradesh, 273005

ISSN / eISSN: 2454-3055

Additional Web of Science Indexes: Biological Abstracts | BIOSIS Previews | Zoological Record

Share This Journal

View profile page

* Requires free login.

Other Possible Matches

INTERNATIONAL JOURNAL OF ZOOLOGY

OPEN ACCESS

Publisher: HINDAWI LTD , ADAM HOUSE, 3RD FLR, 1 FITZROY SQ, LONDON, ENGLAND, W1T 5HF

ISSN / eISSN: 1687-8477 / 1687-8485

Additional Web of Science Indexes: Zoological Record



The official e-mail of the journal is editor_ijzi@hotmail.com, please don't entertain e-mail from other email ID.

WELCOME !

International Journal of Zoological Investigations

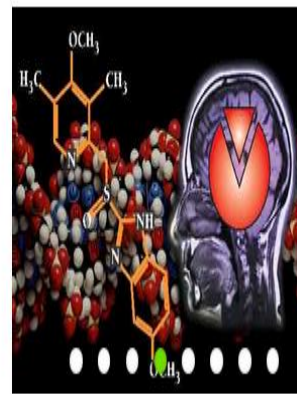
International Journal of Zoological Investigations (IJZI) is a peer reviewed/ Refereed six monthly open access journal that publishes original research papers as well as review articles in all areas of zoology

Impact Factor

IP Indexing (2022-2023) 2.75 Scientific Journal Impact Factor Value for 2022 = 6.015

CiteFactor Impact Factor (2020-21) = 0.95 Index Copernicus Value 2016 - 75.30

International Society of Indexing ISI Impact Factor -2.984




- [Submit Your Manuscript](#)
- [Forth Coming Manuscripts](#)
- [Copy Right Form](#)

Editorial Board:
Editor-in-Chief:
 Prof. Ajai Kumar Srivastav
 Department of Zoology,
 DDU Gorakhpur University,
 Gorakhpur, India
 e-mail:
editor_ijzi@hotmail.com

Managing Editor:
 Dr. Abhishek Kumar
 Dr. ManiRam Prasad

[Read More](#)

Publisher :
 Saran Publications

Address:
 Saran Niwas,
 Basantpur, Gorakhpur
 273005, India

Contact details:
editor_ijzi@hotmail.com;
saranpublicationsgkp@gmail.com

Phone:
 +91 9336400846

INDEXED AND ABSTRACTED IN




International Society for Research Activity



International Institute for Organized Research

[See All](#)



International Journal of Zoological Investigations Vol. 9, No. 1, 954-960 (2023)

International Journal of Zoological Investigations

Contents available at Journals Home Page: www.ijzi.net

Editor-in-Chief: Prof. Ajai Kumar Srivastav

Published by: Saran Publications, Gorakhpur, India



ISSN: 2454-3055

***In Vitro* Antimicrobial Activity of Flower Extracts of *Plumbago indica* L. against Pathogenic Bacteria and Fungi**

Anitha C.*, Basil Rose M.R., Arokya Glory P.T., Prakash Shoba S. and Josephine Priyatharshini C.

PG and Research Department of Zoology, Holy Cross College (Autonomous), Nagercoil, affiliated to Manonmaniam Sundaranar University, Tirunelveli, 627 012, India

*Corresponding Author

Received: 4th April, 2023; **Accepted:** 14th May, 2023; **Published online:** 3rd June, 2023

<https://doi.org/10.33745/ijzi.2023.v09i01.105>

Abstract: Medicinal plants are traditionally used for the treatment of human diseases. *Plumbago indica* is popularly known as “chittiramulam” in Tamil and belongs to the family Plumbaginaceae. Its root contains plumbagin, sucrose, fructose and protease which possess antiseptic and antipyretic properties. The present study was undertaken to investigate *Plumbago indica* flower for potential activity against pathogenic bacteria and fungi. *Plumbago indica* flower extracts were prepared in ten different solvents like ethanol, methanol, butanol, chloroform, ethyl acetate, acetone, hexane, petroleum ether, aqueous and saline. The activity of flower extracts was evaluated against six bacterial pathogens, *Bacillus subtilis*, *Enterococcus faecalis*, *Staphylococcus aureus*, *Pseudomonas aeruginosa*, *Escherichia coli* and *Proteus vulgaris* and three fungi, *Aspergillus niger*, *A. flavus* and *Rhizopus stolonifer* using standard disc diffusion method. The results of the flower extracts displayed possible activity against bacterial and fungal pathogens. The highest mean diameter of zone of inhibition was observed against bacterial pathogen *Pseudomonas aeruginosa* and highest mean diameter of zone of inhibition was observed against the fungal pathogen *A. flavus* in the ethanol extract. Together, the results of this study demonstrate, for the first time, the antimicrobial effects of the flower of *Plumbago indica* which seems to possess therapeutic molecules capable of inhibiting, the growth of all the pathogenic bacteria and fungi.

Keywords: Antimicrobial activity, Chittiramulam, *Plumbago indica*, Microbes, *Bacillus subtilis*, *Enterococcus faecalis*, *Staphylococcus aureus*, *Pseudomonas aeruginosa*, *Escherichia coli*, *Proteus vulgaris*, *Aspergillus niger*

Citation: Anitha C., Basil Rose M.R., Arokya Glory P.T., Prakash Shoba S. and Josephine Priyatharshini C.: *In vitro* antimicrobial activity of flower extracts of *Plumbago indica* L. against pathogenic bacteria and fungi. Intern. J. Zool. Invest. 9(1): 954-960, 2023.

<https://doi.org/10.33745/ijzi.2023.v09i01.105>



This is an Open Access Article licensed under a Creative Commons License: Attribution 4.0 International (CC-BY). It allows unrestricted use of articles in any medium, reproduction and distribution by providing adequate credit to the author (s) and the source of publication.

Introduction

Disease is an integral part of human from the beginning of their existence. The subject of drugs is also as old as disease and the search for remedies to combat it is perhaps equally old and

The power of the Web of Science™ on your mobile device, wherever inspiration strikes. Dismiss Learn More

Already have a manuscript? Use our Manuscript Matcher to find the best relevant journals! Find a Match

- Filters Clear All
Web of Science Coverage
Open Access
Category
Country / Region
Language
Frequency
Journal Citation Reports

Refine Your Search Results

EGYPTIAN ACADEMIC JOURNAL OF BIOLOGIC/ Search

Sort By: Relevancy

Search Results


Found 22,478 results (Page 1) Share These Results

Exact Match Found

EGYPTIAN ACADEMIC JOURNAL OF BIOLOGICAL SCIENCES B ZOOLOGY
Publisher: EGYPTIAN PARASITOLOGISTS UNITED SOC - EPU, Parasitology Department, Faculty of Medicine, Ain Shams University, CAIRO, Egypt, 00000
ISSN / eISSN: 2090-0759 / 2090-0821
Additional Web of Science Indexes: Biological Abstracts | BIOSIS Previews | Zoological Record
Share This Journal View profile page
*Requires free login.

Other Possible Matches





Articles in Press

Current Issue

Journal Archive

- Volume 16 (2024)
 - Issue 1
- + Volume 15 (2023)
- + Volume 14 (2022)
- + Volume 13 (2021)
- + Volume 12 (2020)
- + Volume 11 (2019)
- + Volume 10 (2018)
- + Volume 9 (2017)
- + Volume 8 (2016)
- + Volume 7 (2015)
- + Volume 6 (2014)
- + Volume 5 (2013)
- + Volume 4 (2012)
- + Volume 3 (2011)
- + Volume 2 (2010)
- + Volume 1 (2009)

Most Visited Articles

- Melanomacrophage Centers: Comparative Histological Insights among Three Reptilian Species
- Effects of herbal growth promoter feed additive in fish meal on the performance of Nile Tilapia (*Oreochromis niloticus* (L.))
- Toxic and Teratogenic Effects of Sampa-Sampalukan (*Phyllanthus niruri*) Leaves Extract Using *Danio rerio* Embryo Assay
- Revision of Families Veneridae and Mactridae (Mollusca: Bivalvia) From the Suez Gulf, Egypt
- Techniques for Managing Ticks and Tick-Borne Diseases Under Changing Climate: A review

Current Issue: Volume 16, Issue 1, June 2024

The Nile Delta and Valley as An Ecological Barrier for Desert Mammals: With Special Reference To The Cairo Spiny Mouse, *Acomys cahirinus*

Pages 1-17
Mahmoud I. Younes

View Article PDF 1.48 M View on SCINITO

Citrus limon as A Natural Molluscicide against *Eobania vermiculata* and *Monacha cartusiana* Snails

Pages 19-30
Hend Sh. Ghareeb

View Article PDF 572.96 K View on SCINITO

Effectiveness of L-carnitine Nanoparticles against Nephrotoxicity Induced by 5-Fluorouracil in Ehrlich ascites Carcinoma Bearing Mice

Pages 31-46
Heba Elsayed; Asmaa Magdy Zaazaa; Fatma Fouda*

View Article PDF 705.58 K View on SCINITO

Ameliorative Effect of Cinnamon against Hypercholesterolemia Induced by High-Fat Diet in The Adult Male Albino Rat's Adrenal Gland; Histological, Ultrastructural, and Immunohistochemical Studies

Pages 47-64
Eman H. Kandil; Samah M. Arisha; Mona E. Saif

View Article PDF 2.2 M View on SCINITO

Estimating Seasonal Abundance of Piercing-Sucking Insects and Their Natural Enemies on Sweet Basil Plants

Pages 65-75
Heba A. Ismail; A. A.A. Saleh; Mageda M. Abdel Hafez; Rehab M. El- Gendy

View Article PDF 954.54 K View on SCINITO

Alleviative Role of Hemin on Reproductive Functions of Adult Male Rats

Publication Information

- Publisher**
Egyptian Society of Biological Sciences
- Editor-in-Chief**
Reda Bakr
- Co-Editor-in-Chief**
Abu-Bakr Reda
- Executive Assistant**
Abd Elwahab Ibrahim
- Advisory Board**
Fikri El-Dawey
Hisham El-Henawey
Abo Bakr Abdel shakor
Sara Abd-Elhakeem
Khalid Hamadah
Dr. Priyanka Ray
- Editorial Board**
Prof. Dr. Hynek Burda
Prof. Dr. Mohamed Dakki
Prof. Dr. João Pedro
Prof. Dr. Mayuri R. Wijesinghe

- Frequency** Semiannual
- Print ISSN** 2090-0759
- Online ISSN** 2090-0821

Search

[Advanced Search](#)

Indexing and Abstracting



[Belepes az adatbazisba](#)
[Tulso City county library](#)




Egypt. Acad. J. Biol. Sci., 15(1):287-299(2023)

Egyptian Academic Journal of Biological Sciences

B. Zoology

ISSN: 2090 – 0759

<http://ejbsz.journals.ekb.eg/>



Analysis of Attitude of Public Towards Prenatal Screening for Diagnosis of Genetic Disorders

Prakash Shoba¹ S.*, Arokya Glory¹ P. T., Princy Anusha² V., Varshaa² T. B., Venci Candida¹ X., Punitha A.¹ and Anitha¹ C

¹Department of Zoology, Holy Cross College, Nagercoil (Tamil Nadu), India.

² Holy Cross College, Nagercoil (Tamil Nadu), India.

E-mail*: prakash.shoba06@gmail.com,

ARTICLE INFO

Article History

Received:26/5/2023

Accepted:27/6/2023

Available:29/6/2023

Keywords:

Prenatal diagnosis, Genetic disorders, Pregnancy, non-communicable diseases.

With a very large population and high birth rate, and consanguineous marriage favored in many communities, there is a high prevalence of genetic disorders in India. The cross-sectional study was carried out in people of the Kanyakumari District, Tamil Nadu community males and, females both married and single with a wide range of ages and educational backgrounds as well as covering a diverse number of generic diseases. The cross-sectional survey was conducted among people of the Kanyakumari District, Tamil Nadu (n = 201) to determine their practices toward reproductive decision-making. The main objective of the study is to analyze the participant's knowledge of the practices towards prenatal diagnosis (PND) and termination of pregnancy. Genetic testing has the maximum possible potential to reduce the prevalence of genetic disorders by early detection. Studies found that general knowledge of genetic diseases in Tamil Nadu lacks an understanding of the fundamental characteristics of genetic diseases. Primarily due to the occurrence of consanguineous marriages 20%. The practice towards PND (61%) was more favorable than TOP (39%). PND was found to be a good opportunity for early diagnosis and gives parents choice. In Kanyakumari District, most people will have an awareness of genetic disorders, Prenatal diagnosis, and Termination of pregnancy. Mercy (22.60%), religious belief (12.8%), and sin (12.2%) is the main influence on the participant's practices concerning Prenatal diagnosis and Termination of pregnancy. The fetus was diagnosed with a genetic disorder before 120 days of pregnancy, they have undergone abortion favored by 61.2%, and unfavored by 48% of the people. 62% of members responded to the diagnosis of a fetus with genetic diseases before delivery, and 38% were not accepted in prenatal diagnosis. 50.8% of members not knowing the causes of a family history of genetic diseases. But 49.2% know the causes of a family history of genetic diseases. The reason for rejecting the above question was religious belief (12.8%), Ethics (10.4%), culture (9.8%) Mercy (22.6%), sin (12.2%), Others reason (32.3%). For accepting abortion before 120 days of pregnancy (50.2%) members for getting a healthy child (68.9%), to avoid the affected child (31.1%). The current challenge of the research is a comprehensive effort to revisit consanguineous marriages and their effects with more recent using statistical methods to assess the prevalence and effect of consanguineous marriages on pregnancy.

Citation: *Egypt. Acad. J. Biol. Sci. (B. Zoology) Vol. 15(1) pp:287-299 (2023)*

DOI: 10.21608/EJBSZ.2023.306575

NEW The power of the Web of Science™ on your mobile device, wherever inspiration strikes. Dismiss Learn More

Already have a manuscript? Use our Manuscript Matcher to find the best relevant journals! Find a Match

Filters Clear All Web of Science Coverage Open Access Category Country / Region Language Frequency Journal Citation Reports

Refine Your Search Results

"Indian Journal of Natural Sciences " Search

Sort By: Title (A-Z)

Search Results

Found 1 results (Page 1) Share These Results

Exact Match Found

INDIAN JOURNAL OF NATURAL SCIENCES Publisher: TAMIL NADU SCIENTIFIC RESEARCH ORGANISATION, NO 46-141, MEENAKSHIPURAM RD, NEAR POST OFFICE, PUDUKKOTTAI DIST, TAMIL NADU, INDIA, ARIMALAM, 622 201 ISSN / eISSN: 0976-0997 Additional Web of Science Indexes: Zoological Record Share This Journal View profile page *Requires free login.





TamilNadu Scientific Research Organisation

SCIENCE FOR RURAL PROSPERITY

- Home
- About Us
- Aims & Objectives
- Legal Status
- Achievements
- Membership
- Events
- Students Project
- MoUs
- Community Radio Station
- Plant Science Research Division (PSRD)
- Holistic Health Sciences & Research
- Organization Structure
- Infrastructure
- Current Activities
- Annual Report
- Research Journal
- Projects
- Publications
- Donate
- Documents / Reports
- Gallery
- News Clippings
- FAQs
- Contact us



[Annual Reports](#) 
[Research Journal](#) 
[Send Your Articles](#) 

Research Journal



Connecting People with Nature

INDIAN JOURNAL OF NATURAL SCIENCES

ISSN: 0976-0997 (Print, Bimonthly) Multidisciplinary Sciences

Regd. Off : C/o TNSRO, NO 46-141, Meenakshipuram Rd, Arimalam 622 201, Pudukkottai, Tamil Nadu, India



INTERNATIONAL ISI IMPACT FACTOR : 2.452 - 2022-2023
Scientific Indexing

OPEN ACCESS 

[Click Here to See Policy](#)

Tamil Nadu Scientific Research Organization is working for the promotion of society by transferring science & technology since 1997. We are very keen in appreciating and recognizing the contribution of every one of you. We are publishing Indian Journal of Natural Sciences - IJONS from August 2010. The Journal is peer reviewed International Journal for publication of Original Research papers /Reviews/ Short communications/Book reviews/Reports on conferences/Seminar, Important events, News of interest, Special articles, General articles etc.

Call for Papers: Investigations related to science in all branches

Subjects to be Covered

Physics, Chemistry, Botany, Zoology, Agricultural Sciences, Veterinary Sciences, Geosciences, Aero science, Atmospheric science, Plant science, Animal health, Environmental science, Economic Science, Social Science, Mathematics, Engineering and Technology, Space science and Astronomy, Information and communication, Biotechnology, Biomedicine, Medical Science, Linguistics Science, Earth Science, Statistical Science, Computer Science, Microbiology, Life Science, Environmental Engineering, Computational Biology, Indigenous and Alternative Medicines, Anthropology, Linguistic and Humanities, Earth Sciences and other Natural Sciences,





Screening of Secondary Metabolites by FT-IR Spectroscopy

Venci Candida X^{1*}, Tresina L², Rashmi VS², Jayashree V², Mary Ajisha S², Antony Jenisha J² and Shenkani K³

¹Assistant Professor, Department of Zoology, Holy Cross College, Nagercoil, 629004. Kanyakumari District, Tamil Nadu, India.

²Student, Department of Zoology, Holy Cross College, Nagercoil, 629004. Kanyakumari District, Tamil Nadu, India.

³Assistant Professor, Department of Zoology, JKK Nattraja college of Arts and Science, Komarapalayam, 638183. Namakkal District, Tamil Nadu, India.

Received: 15 Feb 2023

Revised: 25 Apr 2023

Accepted: 30 May 2023

*Address for Correspondence

Venci Candida X

Assistant Professor,
Department of Zoology,
Holy Cross College, Nagercoil, 629004.
Kanyakumari District, Tamil Nadu, India.
E.Mail: venciaugustine@gmail.com



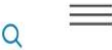
This is an Open Access Journal / article distributed under the terms of the **Creative Commons Attribution License** (CC BY-NC-ND 3.0) which permits unrestricted use, distribution, and reproduction in any medium, provided the original work is properly cited. All rights reserved.

ABSTRACT

The secondary metabolites present in various vegetable products showed medicinal properties. Four common vegetable products which we often add in our diet were taken as samples for our study. The four samples Amla (*Emblica officinalis*), Drumstick leaves (*Moringa oliefera*), beetroot (*Beta vulgaris*) and turmeric (*Curcuma longa*) were selected for our study. The samples Amla and drumstick leaves were collected from local area and beetroot and turmeric were collected from the local market. The samples were cut into thin slices and shade dried for three weeks. When it is completely dried, it was ground in the mixer jar to a smooth powder. The smooth powder of the four samples were extracted with ethanol and tested for secondary metabolites by FT-IR analysis. The obtained peaks of each sample were identified using the standard IR values. From the results obtained, we could conclude that all the four samples Amla (*Emblica officinalis*), Drumstick leaves (*Moringa oliefera*), beetroot (*Beta vulgaris*) and turmeric (*Curcuma longa*) have sufficient diversity of secondary metabolites which have high medicinal properties.

Keywords : FT-IR, Phytochemicals, IR chart, Amla (*Emblica officinalis*), Drumstick leaves (*Moringa oliefera*), beetroot (*Beta vulgaris*), turmeric (*Curcuma longa*)





Source details

Fish and Shellfish Immunology

Scopus coverage years: from 1991 to Present

Publisher: Elsevier

ISSN: 1050-4648 E-ISSN: 1095-9947

Subject area: Immunology and Microbiology: Immunology and Microbiology (miscellaneous)

Agricultural and Biological Sciences: Aquatic Science Environmental Science: Environmental Chemistry

Immunology and Microbiology: Immunology

Source type: Journal

CiteScore 2022 ⓘ
9.0

SJR 2022 ⓘ
1.108

SNIP 2022 ⓘ
1.219

- [View all documents >](#)
- [Set document alert](#)
- [Save to source list](#)

[CiteScore](#) [CiteScore rank & trend](#) [Scopus content coverage](#)

i Improved CiteScore methodology ✕

CiteScore 2022 counts the citations received in 2019-2022 to articles, reviews, conference papers, book chapters and data papers published in 2019-2022, and divides this by the number of publications published in 2019-2022. [Learn more >](#)

CiteScore 2022 ▼

9.0 = $\frac{25,537 \text{ Citations } 2019 - 2022}{2,847 \text{ Documents } 2019 - 2022}$

Calculated on 05 May, 2023

CiteScoreTracker 2023 ⓘ

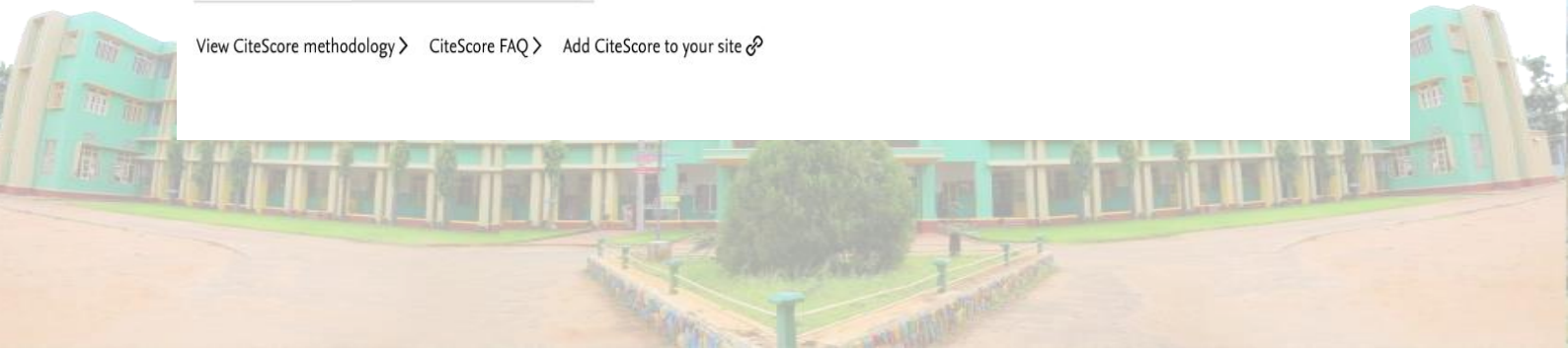
7.5 = $\frac{18,941 \text{ Citations to date}}{2,524 \text{ Documents to date}}$

Last updated on 05 April, 2024 • Updated monthly

CiteScore rank 2022 ⓘ

Category	Rank	Percentile
Immunology and Microbiology	#1/19	97th
Immunology and Microbiology (miscellaneous)		
Agricultural and Biological Sciences	#10/228	95th
Aquatic Science		

- [View CiteScore methodology >](#)
- [CiteScore FAQ >](#)
- [Add CiteScore to your site ↗](#)



Already have a manuscript?

Use our Manuscript Matcher to find the best relevant journals!

Find a Match

Refine Your Search Results

Fish & Shellfish Immunology

Search

Sort By: Relevancy

Filters

Clear All

Web of Science Coverage

Open Access

Category

Country / Region

Language

Frequency

Journal Citation Reports

Search Results

Found 368 results (Page 1)

Share These Results

Exact Match Found

FISH & SHELLFISH IMMUNOLOGY

Publisher: ACADEMIC PRESS LTD- ELSEVIER SCIENCE LTD , 24-28 OVAL RD, LONDON, ENGLAND, NW1 7DX

ISSN / eISSN: 1050-4648 / 1095-9947

Web of Science Core Science Citation Index Collection: Expanded

Additional Biological Abstracts | BIOSIS Previews | Web of Science Current Contents Agriculture, Biology & Environmental Sciences | Essential Indexes: Science Indicators | Zoological Record

Share This Journal

View profile page

*Requires free login.

Other Possible Matches

AIMS ALLERGY AND IMMUNOLOGY

OPEN ACCESS

Publisher: AMER INST MATHEMATICAL SCIENCES-AIMS , PO BOX 2604, SPRINGFIELD, United States, MO, 65801-2604



ScienceDirect®

Fish & Shellfish Immunology

Supports open access

9

CiteScore

4.7

Impact Factor

[Submit your article ↗](#)

[Guide for authors](#)

Menu

Search in this journal

About the journal

The official journal of the International Society of Fish and Shellfish Immunology (ISFSI)

Fish and Shellfish Immunology rapidly publishes high-quality, peer-refereed contributions in the expanding fields of **fish** and **shellfish immunology**. It presents studies on the basic mechanisms of both the ...

[View full aims & scope](#)

\$4420 ⓘ

Article publishing charge
for open access

68 days

Review time

80 days

Submission to acceptance

5 days

Acceptance to publication



[View all insights](#)






ScienceDirect

Fish & Shellfish Immunology

Volume 141, October 2023, 109001

Full length article

Antimicrobial, anti-inflammatory and anti-arthritic activity of hemolymph lectin (NagLec) isolated from the freshwater crab, *Oziotelphusa naga*

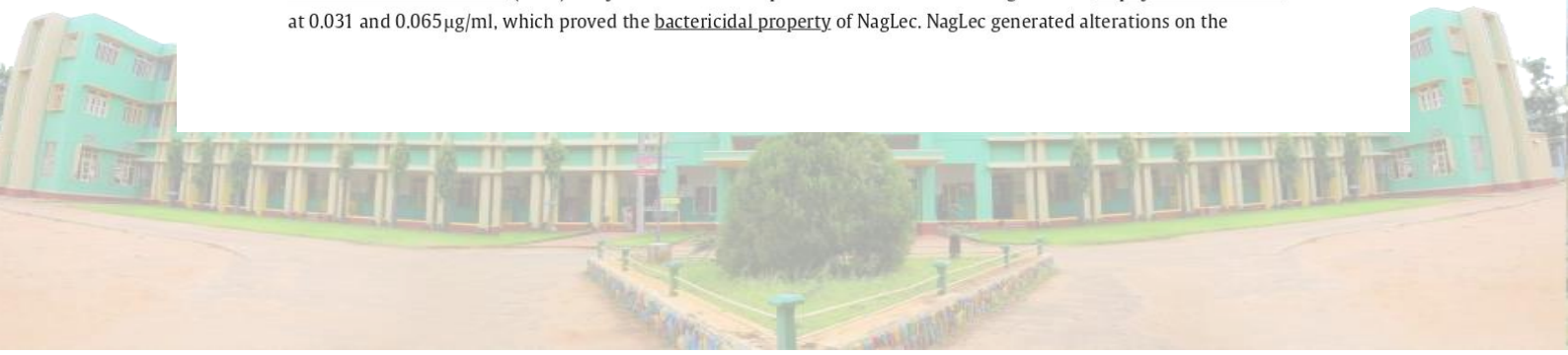
F. Vargila^a  , S. Mary Mettilda Bai^a, J. Vinoliya Josephine Mary^a, M. Ramesh^bShow more  Share  Cite<https://doi.org/10.1016/j.fsi.2023.109001> [Get rights and content](#) 

Highlights

- A sialic acid specific lectin was purified from the hemolymph of freshwater crab, *Oziotelphusa naga*.
- The purified lectin, NagLec exhibited antimicrobial activity against *Staphylococcus aureus*, *Proteus mirabilis*, and *Candida albicans*.
- NagLec demonstrated bactericidal activity against *Staphylococcus aureus*, causing alterations in bacterial cells and protein leakage.
- NagLec inhibited COX and LOX enzymes and protein denaturation suggesting anti-inflammatory and anti-arthritic properties.

Abstract

Lectins are non-immune glycoproteins or proteins having a unique capacity to interact with carbohydrate ligands found on the surface of their host cells. In the present investigation, the lectin was purified from the hemolymph of freshwater crab, *Oziotelphusa naga* and its antimicrobial, anti-inflammatory and anti-arthritic activity was analysed. The preliminary characterization of the hemagglutinin was carried out to identify the erythrocyte and sugar specificity, optimum pH and temperature and cation dependency. The agglutinin was found to be highly specific to rabbit erythrocyte and inhibited by fetuin and α -lactose. Maximum hemagglutination activity was noted at pH 7.5–8 and temperature 20–40°C. An O-acetyl sialic acid specific 75kDa hemolymph lectin, designated as NagLec was isolated from the freshwater crab, *Oziotelphusa naga* by affinity chromatography on fetuin coupled Sepharose 4B, with a purification fold of 185. The bacteria *Staphylococcus aureus*, *Proteus mirabilis* and fungus *Candida albicans* had the greatest zone of inhibition when treated with NagLec. The results of the Minimum inhibitory concentration (MIC) and Minimum bactericidal concentration (MBC) assays showed that the purified lectin inhibited the growth of *Staphylococcus aureus* at 0.031 and 0.065 $\mu\text{g/ml}$, which proved the bactericidal property of NagLec. NagLec generated alterations on the



NEW The power of the Web of Science™ on your mobile device, wherever inspiration strikes. Dismiss Learn More

Already have a manuscript? Use our Manuscript Matcher to find the best relevant journals! Find a Match

Filters Clear All Web of Science Coverage Open Access Category Country / Region Language Frequency Journal Citation Reports

Refine Your Search Results

EGYPTIAN ACADEMIC JOURNAL OF BIOLOGIC/ Search

Sort By: Relevancy

Search Results

Found 21,777 results (Page 1) Share These Results

Exact Match Found

EGYPTIAN ACADEMIC JOURNAL OF BIOLOGICAL SCIENCES A ENTOMOLOGY OPEN ACCESS Publisher: EGYPTIAN PARASITOLOGISTS UNITED SOC - EPU , Parasitology Department, Faculty of Medicine, Ain Shams University, CAIRO, Egypt, 00000 ISSN / eISSN: 1687-8809 / 2090-0813 Additional Web of Science Indexes: Zoological Record Share This Journal View profile page * Requires free login.





Egyptian Academic Journal of Biological Sciences (A. Entomology)



Home Browse Journal Info Guide for Authors Submit Manuscript Contact Us Login Register



Articles in Press

Current Issue

Journal Archive

Volume 17 (2024)

Issue 1

Volume 16 (2023)

Volume 15 (2022)

Volume 14 (2021)

Volume 13 (2020)

Volume 12 (2019)

Volume 11 (2018)

Volume 10 (2017)

Volume 9 (2016)

Volume 8 (2015)

Volume 7 (2014)

Volume 6 (2013)

Volume 5 (2012)

Volume 4 (2011)

Volume 3 (2010)

Volume 2 (2009)

Volume 1 (2008)

Most Visited Articles

- A Study of some biological aspects of the spider *Theridion jordanense* Levy & Amital, 1962 (Araneae: Therididae) in Egypt.
- Insects in ancient (Pharaonic) Egypt: a review of fauna, their mythological and religious significance and associated diseases
- Chemicals control of scale Insects (Hemiptera: Coccoidea) under local conditions
- Effectiveness of Different Traps for Monitoring Sucking and Chewing Insect Pests of Crops
- The usage of mineral oils to control Insects

Current Issue: Volume 17, Issue 1, March 2024

Mark Release Re-capture of *Ischnura elegans* (Odonata: Zygoptera, Coenagrionidae) in Dakahlia Governorate (Egypt).

Pages 1-9

Mohamed, Ibrahim Issa

View Article PDF 603.01 K View on SCINITO

Changes in Histological Characters and Biochemical Attributes in the Tomato Hybrids Infested with *Tetranychus urticae* Koch (Acari: Tetranychidae)

Pages 11-24

Ayat M.A. El-Sayed; Rahil, A.A.R; Mahmoud, M.F.R.; Sherin H.M. Safar

View Article PDF 804.76 K View on SCINITO

The Effect of the Fungus *Beauveria bassiana* on the Mortality Percentages of the First and Fourth Larval Instar of the Red Flour Beetle, *Tribolium castanum* (Coleoptera: Tenebrionidae)

Pages 25-29

Aseel K. Abdul Hussein; Iman A. Mohammed; Thaer M. Tahz; Saja S. Abdulameer

View Article PDF 330 K View on SCINITO

Biochemical and Histopathological Impacts Induced by the Lethal Toxicity of Chlorpyrifos, Methomyl, and Spinosad against the Fall Armyworm *Spodoptera frugiperda* (Lepidoptera: Noctuidae) in Egypt

Pages 31-46

Mervat A. B. Mahmoud; Farouk A. Abdel-Gali; Zeinab Heussien; Zeinab Al Amgad; Hassan F. Dahi; Sherehan A. R. Salem

View Article PDF 973.61 K View on SCINITO

Intestinal Immune Responses of the Silkworm Larvae, to Bacterial Leaf Blight Caused by *Pantoea ananatis*

Pages 47-60

Rima Shahin; Wael M. Khamis; Amany H. M. Shams

View Article PDF 1 M View on SCINITO

Improving the Silkworm, *Bombyx mori* L. Cocoon Yield by Supplying the Larval Stage Diet with A Vitamin Mixture

Publication Information

Publisher

Egyptian Society of Biological Sciences

Editor-in-Chief

Reda Baker

Co-Editor-in-Chief

Nadia Ahmed

Executive Editor

Abd Elwahab Ibrahim

Associate Editor

Heba Abd Elwahab

Advisory Board

Gehan Hafer
Nehad El-Barky
Hanan Bosly
Rowida Badawi
Mostafa Rizk

Editorial Board

Prof. Dr. Subba Reddy Palli
Prof. Dr. Michael Bonsall
Prof. Dr. Shelley A. Adamo
Prof. Dr. Yulin Gao
Prof. Dr. Juan A. Morales-Ramos
Prof. Dr. Hans E. Hummel
Prof. Dr. Dipender Koul
Prof. Dr. Carlos L. Cespedes
Prof. Dr. Adel A. Abou El-Ela

Frequency

Quarterly

Print ISSN

1687-8809

Online ISSN

2090-0813

Search

Advanced Search

Indexing and Abstracting



Egypt. Acad. J. Biol. Sci., 16(4):39-51 (2023)

Egyptian Academic Journal of Biological Sciences

A. Entomology

ISSN 1687- 8809

<http://ejbsa.journals.ekb.eg/>

Assessment of Arthropod Biodiversity in Mulberry Plants During the Summer Season

Venci Candida, X. *, Arokya Glory, P.T., Prakash Shoba, S., Ashmi Jose, G.S.,
 Resebha, R., Arokiya Sheril, B. and Sahaya Jasmine Nilani, S.

Department of Zoology, Holy Cross College, Nagercoil, Tamilnadu, India.

*E-mail: venciaugustine@gmail.com

ARTICLE INFO

Article History

Received:2/10/2023

Accepted:12/ 11/2023

Available:16/11 /2023

Keywords:

Silkworm,
 Insecta,
 Arachnida,
 Hemiptera,
 Araneae.

ABSTRACT

The silkworm industry plays a crucial role in providing employment opportunities, particularly in regions like Karnataka, Andhra Pradesh, Assam, West Bengal, Jharkhand, and Tamil Nadu. This industry heavily relies on mulberry plants (*Morus alba* L.) as the primary food source for silkworms (*Bombyx mori*). The quality of mulberry leaves directly influences cocoon quality and colour, making Moriculture pivotal in sericulture. Mulberry plants face various challenges, including diseases and pest infestations, affecting leaf growth and silk quality. This study, conducted at Holy Cross College, Tamil Nadu, aims to identify and analyze arthropods damaging mulberry leaves. Arthropods from two classes, Insecta and Arachnida, were identified and classified into orders, families, and genera. Hemiptera emerged as the most diverse order among Insects. Notably, sap-sucking insects like mealy bugs, hoppers, and jassids were observed, consistent with previous research. The Shannon Weiner index, Species richness and Species evenness were found to be more in the mulberry garden as per this study. The study's findings emphasized the need for integrated pest management strategies to enhance mulberry leaf production for the sericulture industry's sustainability.

INTRODUCTION

The sericulture industry, which revolves around the production of silk, plays a significant role in providing employment opportunities in various states of India, such as Karnataka, Andhra Pradesh, Assam, West Bengal, Jharkhand, and Tamil Nadu. This agro-based industry relies heavily on the cultivation of mulberry plants (*Morus alba* L.), as the leaves of the mulberry plant serve as the primary food source for silkworms (*Bombyx mori*). The quality and colour of the silk cocoon are influenced by the quality of mulberry leaves, making mulberry cultivation, also known as Moriculture, a critical aspect of the sericulture industry. Maintaining healthy mulberry plants through regular activities like watering, fertilizing, pruning, and protection from pests and predators is vital (Sakthivel *et al.*, 2019). Silk, often referred to as the "queen of textile fibres," is highly valued for its warmth, softness, and strength. While silk products are often associated with luxury, it's worth noting that the silk industry is also an essential source of employment for many people, including those from economically disadvantaged backgrounds. India, as the second-largest silk producer globally, boasts a unique position as the only country

Citation: Egypt. Acad. J. Biol. Sci. (A. Entomology) Vol. 16(4) pp.39-51 (2023)

DOI: 10.21608/EAJBSA.2023.325683

The power of the Web of Science™ on your mobile device, wherever inspiration strikes. Dismiss Learn More

Already have a manuscript? Use our Manuscript Matcher to find the best relevant journals! Find a Match

Filters Clear All Web of Science Coverage Open Access Category Country / Region Language Frequency Journal Citation Reports

Refine Your Search Results

EGYPTIAN ACADEMIC JOURNAL OF BIOLOGIC/ Search

Sort By: Relevancy

Search Results

Found 22,478 results (Page 1) Share These Results

Exact Match Found

EGYPTIAN ACADEMIC JOURNAL OF BIOLOGICAL SCIENCES B ZOOLOGY OPEN ACCESS Publisher: EGYPTIAN PARASITOLOGISTS UNITED SOC - EPU , Parasitology Department, Faculty of Medicine, Ain Shams University, CAIRO, Egypt, 00000 ISSN / eISSN: 2090-0759 / 2090-0821 Additional Web of Science Indexes: Biological Abstracts | BIOSIS Previews | Zoological Record Share This Journal View profile page *Requires free login.






Egyptian Academic Journal of Biological Sciences (B. Zoology)



[Home](#)
[Browse](#)
[Journal Info](#)
[Guide for Authors](#)
[Submit Manuscript](#)
[Contact Us](#)
[Login](#)
[Register](#)



[Articles in Press](#)

[Current Issue](#)

Journal Archive

[Volume 16 \(2024\)](#)

[Issue 1](#)

[Volume 15 \(2023\)](#)

[Volume 14 \(2022\)](#)

[Volume 13 \(2021\)](#)

[Volume 12 \(2020\)](#)

[Volume 11 \(2019\)](#)

[Volume 10 \(2018\)](#)

[Volume 9 \(2017\)](#)

[Volume 8 \(2016\)](#)

[Volume 7 \(2015\)](#)

[Volume 6 \(2014\)](#)

[Volume 5 \(2013\)](#)

[Volume 4 \(2012\)](#)

[Volume 3 \(2011\)](#)

[Volume 2 \(2010\)](#)

[Volume 1 \(2009\)](#)

Most Visited Articles

- [Melanomacrophage Centers: Comparative Histological Insights among Three Reptilian Species](#)
- [Effects of herbal growth promoter feed additive in fish meal on the performance of Nile Tilapia \(*Oreochromis niloticus* \(L.\)\)](#)
- [Toxic and Teratogenic Effects of Sampa-Sampalukan \(*Phyllanthus niruri*\) Leaves Extract Using Danio rerio Embryo Assay](#)
- [Revision of Families Veneridae and Macrtridae \(Mollusca: Bivalvia\) From the Suez Gulf, Egypt](#)
- [Techniques for Managing Ticks and Tick-Borne Diseases Under Changing Climate: A review](#)

Current Issue: Volume 16, Issue 1, June 2024

[The Nile Delta and Valley as An Ecological Barrier for Desert Mammals: With Special Reference To The Cairo Spiny Mouse, *Acomys cahirinus*](#)

Pages 1-17

Mahmoud I. Younes

[View Article](#) [PDF 1.48 M](#) [View on SCINITO](#)

[Citrus limon as A Natural Molluscicide against Eobania vermiculata and Monacha cartusiana Snails](#)

Pages 19-30

Hend Sh. Ghareeb

[View Article](#) [PDF 572.96 K](#) [View on SCINITO](#)

[Effectiveness of L-carnitine Nanoparticles against Nephrotoxicity Induced by 5-Fluorouracil in Ehrlich ascites Carcinoma Bearing Mice](#)

Pages 31-46

Heba Elsayed; Asmaa Magdy Zaazaa; Fatma Fouda*

[View Article](#) [PDF 705.58 K](#) [View on SCINITO](#)

[Ameliorative Effect of Cinnamon against Hypercholesterolemia Induced by High-Fat Diet in The Adult Male Albino Rat's Adrenal Gland: Histological, Ultrastructural, and Immunohistochemical Studies](#)

Pages 47-64

Eman H. Kandil; Samah M. Arisha; Mona E. Saif

[View Article](#) [PDF 2.2 M](#) [View on SCINITO](#)

[Estimating Seasonal Abundance of Piercing-Sucking Insects and Their Natural Enemies on Sweet Basil Plants](#)

Pages 65-75

Heba A. Ismail; A. A.A. Saleh; Mageda M. Abdel Hafez; Rehab M. El- Gendy

[View Article](#) [PDF 954.54 K](#) [View on SCINITO](#)

[Alleviative Role of Hemin on Reproductive Functions of Adult Male Rats](#)

Publication Information

Publisher
Egyptian Society of Biological Sciences

Editor-in-Chief
Reda Bakr

Co-Editor-in-Chief
Abu-Bakr Reda

Executive Assistant
Abd Elwahab Ibrahim

Advisory Board
Fikri El-Dawey
Hisham El-Henawey
Abo Bakr Abdel shakor
Sara Abd-Elhakeem
Khalid Hamadah
Dr. Priyanka Ray

Editorial Board
Prof. Dr. Hynek Burda
Prof. Dr. Mohamed Dakki
Prof. Dr. João Pedro
Prof. Dr. Mayuri R. Wijesinghe

Frequency Semiannual

Print ISSN 2090-0759

Online ISSN 2090-0821

Search



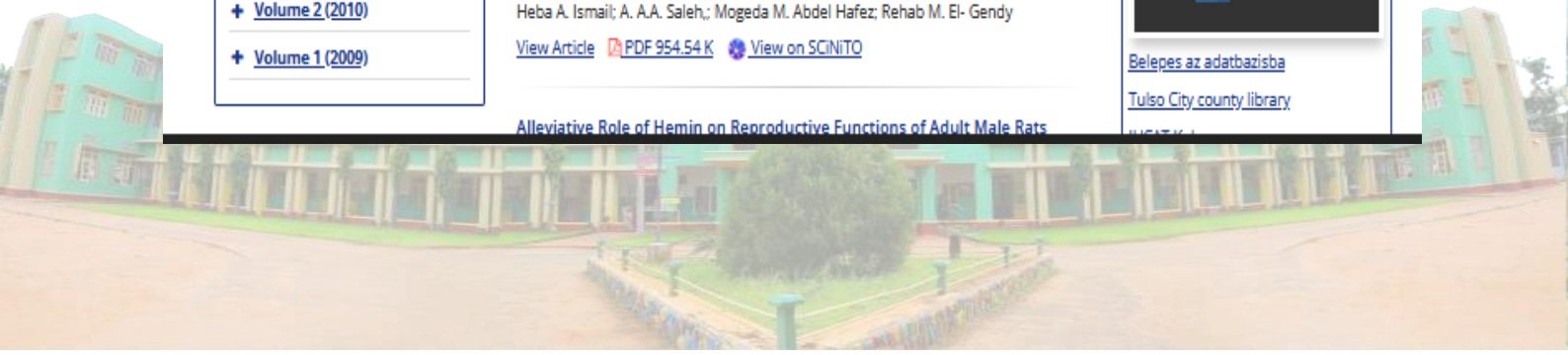
[Advanced Search](#)


Indexing and Abstracting



[Belepes az adatbazisba](#)

[Tulso City county library](#)





Preliminary Analysis of Gross Alpha and Beta Radiation in Coastal Areas

Venci Candida, X.^{1*}, Sherin Sheeba Shalini, P.¹, Shenkani, K.² and Jenifer, V.¹

1-Department of Zoology, Holy Cross College (Autonomous), Nagercoil, Affiliated to Manonmaniam Sundaranar University, Tirunelveli, Tamil Nadu, India.

2- Department of Zoology, JKK Nataraja College of Arts & Science, Komarapalayam, Namakkal, Affiliated to Periyar University, Salem, Tamil Nadu, India.

E-mail*: venciaugustine@gmail.com

ARTICLE INFO

Article History

Received:21/1/2023

Accepted:5/3/2023

Available:10/3/2023

Keywords:

Alpha activity,
Beta activity,
radiation, Dual
channel alpha beta
counter.

ABSTRACT

Radioactivity is a form of natural radiation, and it is measured in becquerels (Bq) using the SI system. Both human activities and natural processes can produce radioactivity. For this study, three regions on the South Tamilnadu coastline in India, namely Manavalakurichi, Colachel, and Kudankulam, were chosen. A dual-channel alpha-beta counter was used to measure gross alpha and beta activity based on the scintillation principle. The radioactive nuclide activity concentrations in soil and water were measured, and the levels were considered acceptable. The alpha and beta radiation levels in soil and water samples did not significantly differ. The study's results suggest that the risk of radiation danger in the study area is not significantly increased because the values obtained are within the generally accepted limits. The ANOVA experiments also revealed that there was no significant difference in the gross alpha and beta activity of soil and water samples. Moreover, the alpha and beta activity in drinking water was lower in all three areas than what is recommended by the WHO. Therefore, it can be concluded that the drinking water in these three regions is safe for consumption.

INTRODUCTION

Radionuclides and radioisotopes such as uranium, thorium, radium, and potassium exist in small amounts in the Earth's crust. The levels of natural uranium (U) and thorium (Th) in igneous rocks range from 0.1 to 5 mg/kg and 1 to 20 mg/kg, respectively, depending on the rock type. Felsic rocks, such as granite, usually contain more U and Th than mafic rocks, such as basalt (Patak, B 2012). The higher amounts of these radionuclides in the soil can act as a source of radionuclide transmission down the food chain, depending on their chemical composition and how plants and animals absorb radionuclides (Jabbar *et al.*, 2010). Radioactivity in water is mainly caused by the presence of radioactive materials in the Earth's crust. Therefore, it is crucial to measure the radiation content in drinking water for human health and environmental contamination purposes (Jibiri, 2007). Soil radioactivity is typically important when creating baseline data for





Source details

Journal of Environmental Biology

Scopus coverage years: from 1988 to Present

Publisher: Triveni Enterprises

ISSN: 0254-8704 E-ISSN: 2394-0379

Subject area: Environmental Science: Environmental Engineering Pharmacology, Toxicology and Pharmaceutics: Toxicology
Environmental Science: Health, Toxicology and Mutagenesis

Source type: Journal

CiteScore 2022 ⓘ
1.4

SJR 2022 ⓘ
0.225

SNIP 2022 ⓘ
0.323

[View all documents >](#) [Set document alert](#) [Save to source list](#)

[CiteScore](#) [CiteScore rank & trend](#) [Scopus content coverage](#)

i Improved CiteScore methodology ✕

CiteScore 2022 counts the citations received in 2019-2022 to articles, reviews, conference papers, book chapters and data papers published in 2019-2022, and divides this by the number of publications published in 2019-2022. [Learn more >](#)

CiteScore 2022 ▼

$$1.4 = \frac{908 \text{ Citations 2019 - 2022}}{661 \text{ Documents 2019 - 2022}}$$

Calculated on 05 May, 2023

CiteScoreTracker 2023 ⓘ

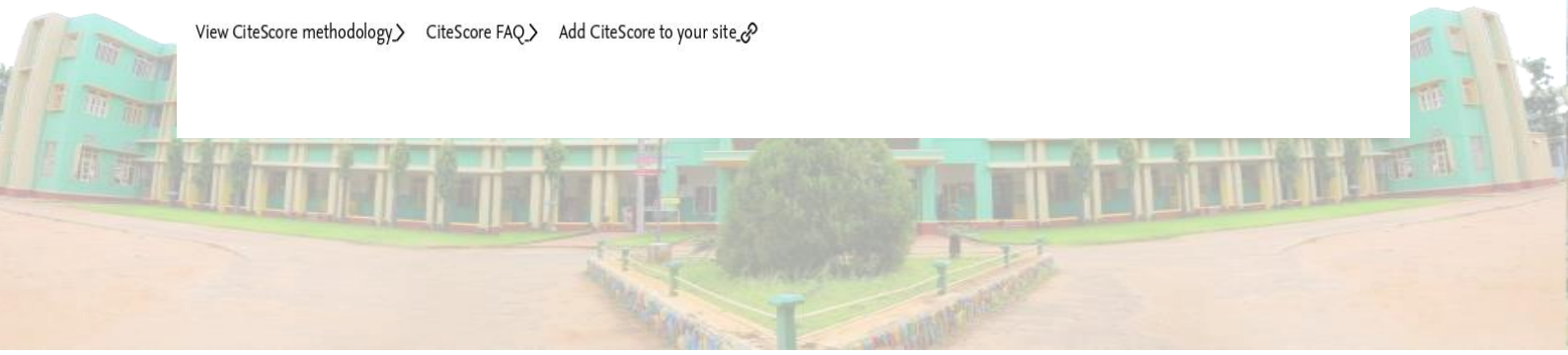
$$1.7 = \frac{1,069 \text{ Citations to date}}{633 \text{ Documents to date}}$$

Last updated on 05 April, 2024 • Updated monthly

CiteScore rank 2022 ⓘ

Category	Rank	Percentile
Environmental Science		
└ Environmental Engineering	#130/184	29th
Pharmacology, Toxicology and Pharmaceutics		
└ Toxicology	#101/124	18th

[View CiteScore methodology >](#) [CiteScore FAQ >](#) [Add CiteScore to your site &🔗](#)



NEW The power of the Web of Science™ on your mobile device, wherever inspiration strikes. Dismiss Learn More

Already have a manuscript? Use our Manuscript Matcher to find the best relevant journals! Find a Match

Refine Your Search Results

Journal of Environmental Biology Search

Sort By: Relevancy

Search Results

Found 6,670 results (Page 1) Share These Results

Filters Clear All Web of Science Coverage Open Access Category Country / Region Language Frequency Journal Citation Reports

Exact Match Found

JOURNAL OF ENVIRONMENTAL BIOLOGY Publisher: TRIVENI ENTERPRISES, C/O KIRAN DALELA, 1/206 VIKAS NAGAR, KURSI RD, LUCKNOW, INDIA, 226 022 ISSN / eISSN: 0254-8704 / 2394-0379 Web of Science Core Collection: Emerging Sources Citation Index Additional Web of Science Indexes: Biological Abstracts | BIOSIS Previews | Zoological Record Share This Journal View profile page *Requires free login.



About Journal

- [Home](#)
- [Obituary: Dr. R. C. Dalela](#)
- [Editorial Board](#)
- [Reviewer Panel](#)
- [Publication Policies](#)
- [Guidelines for Editors](#)
- [Guidelines for Reviewers](#)
- [Abstracting and Indexing](#)
- [Subscription and Payments](#)
- [Contact Journal](#)
- [About Triveni Enterprises](#)

Read Journal

- [Current Issue](#)
- [Journal Archives](#)

For Authors

- [Guidelines for Authors](#)
- [Terms and Conditions](#)
- [Fees and Payments](#)
- [Track Paper Status](#)

Google Search the Journal web-site:


Background:

Journal of Environmental Biology (JEB) is one of the oldest peer reviewed research journal published from India since 1980.

In the year 1978, an International Conference was organized at Muzaffarnagar, India. Participating delegates of the conference realized the need of an international research Journal to cater to the needs of Environmental Biologists and

Toxicologists, and the organizer of the conference **Dr. R. C. Dalela**, was entrusted the responsibility to take the necessary steps. After several meetings, *Journal of Environmental Biology* was launched on 7th October 1980 with **Dr. Dalela** as **Editor-in-chief**, and was registered with Government of India (GOI).

In 1996, the editorial office of the Journal shifted to Lucknow and the registration was revised by GOI, accordingly. Website (www.jeb.co.in) of journal was launched in 2006 with Open Access facility free-of-charge.



Thus, the Journal has actively been involved for the last **four decades** in publishing quality research papers related to all areas of Environmental Sciences and Toxicology from all over the world.

Journal of Environmental Biology has gained recognition due to its well-established selection and review mechanism that comprises of well-organized editorial board members collaborating with critical reviewers, and the Journal's own R&D division scientists. The journal is **peer-reviewed** and follows a systematic path of **double-blind review system**. Please refer to the [Publication Policies](#) to have a complete view of the review process.

Rankings: Current rankings of the *Journal of Environmental Biology* across various standard journal metrics are as follows:

Journal Metric	Current Ranking
Web of Science - Journal Impact Factor	0.7



Original Research

DOI : <http://doi.org/10.22438/jeb/44/6/5088>

Morphological and molecular identification of the freshwater crab, *Barytelphusa cunicularis* from Kanniyakumari, India

T.G. Teeni Janet Raj¹, A. Shyla Suganthi^{2*}, T.G. Tyni Joice Raj¹ and G. Anilkumar³

¹Department of Zoology, Holy Cross College (Autonomous), Nagercoil, Affiliated to Manonmaniam Sundaranar University, Tirunelveli -627 012, India

²Department of Zoology, Holy Cross College (Autonomous), Nagercoil-629 004, India

³School of Biosciences and Technology, Vellore Institute of Technology, Vellore-632 014, India

*Corresponding Author Email : shylasuganthi@holycrossngl.edu.in

*ORCID: <https://orcid.org/0000-0001-5174-2897>

Received: 23.08.2022

Revised: 10.05.2023

Accepted: 05.09.2023

Abstract

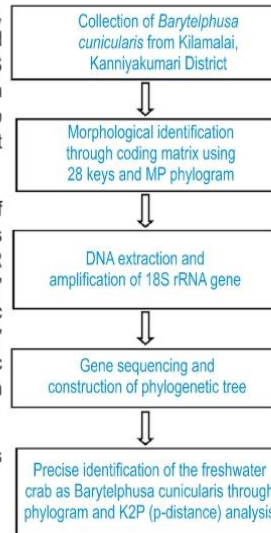
Aim: The present study aims to assess the taxonomical identification of commercially important freshwater crab, *Barytelphusa cunicularis* from Kumba River, Kanniyakumari using morphological and molecular tools.

Methodology: Samples of *B. cunicularis* were collected from Kumba River flowing in Kilamalai, Kanniyakumari district. The species identification was carried out through morphological keys constructed out of a coding matrix and phylogenetic tree (Maximum Parsimony) using Mesquite and PAUP4 software. 18S rRNA sequence was subjected to BLAST analysis, and the phylogenetic tree was constructed through Maximum Likelihood method using MEGA 11 software. Pairwise genetic distance of the species (p-distance, $p = nd/n$) was also assessed by comparing the K2P values involving phylogenetically close and distant relatives.

Results: Coding matrix prepared using the morphological keys, raised out of 28 distinctive characteristics of *B. cunicularis* and comparison with its phylogenetic relatives, have brought in valuable information on status of the species. These findings were further established by Maximum Likelihood Analysis, using the PCR amplicons of 18S rRNA. The phylogram prepared out of the sequence clearly reveals the candidate species' phylogenetic proximity to other members of the genus *Barytelphusa*. Further, the species' monophyletic status (with a BS value of 81%) suggests its early divergence from its congeners. The K2P pairwise genetic 'p' distance analysis ($p = nd/n$) of the 18S rRNA has helped us not only to further ascertain the extent of its genetic identity with its congeners, but as well has clearly provided us with the valuable cues per precise identification of the species.

Interpretation: Along with the morphological parameters, the present study, using molecular tools, provides valuable information for precise identification of the commercially important freshwater crab.

Key words: *Barytelphusa cunicularis*, Crustacea, Freshwater crab, Gecarcinucidae, Phylogram, Taxonomy



How to cite : Teeni Janet Raj, T.G., A. Shyla Suganthi, T.G. Tyni Joice Raj and G. Anilkumar: Morphological and molecular identification of the freshwater crab, *Barytelphusa cunicularis* from Kanniyakumari, India. *J. Environ. Biol.*, **44**, 804-810 (2023).



Source details

Multimedia Tools and Applications

Scopus coverage years: from 1995 to Present

Publisher: Springer Nature

ISSN: 1380-7501 E-ISSN: 1573-7721

Subject area: Engineering: Media Technology Computer Science: Hardware and Architecture
Computer Science: Computer Networks and Communications Computer Science: Software

Source type: Journal

CiteScore 2022 ⓘ
6.1

SJR 2022 ⓘ
0.720

SNIP 2022 ⓘ
1.182

[View all documents >](#) [Set document alert](#) [Save to source list](#)

[CiteScore](#) [CiteScore rank & trend](#) [Scopus content coverage](#)

i Improved CiteScore methodology ✕

CiteScore 2022 counts the citations received in 2019-2022 to articles, reviews, conference papers, book chapters and data papers published in 2019-2022, and divides this by the number of publications published in 2019-2022. [Learn more >](#)

CiteScore 2022 ⌵

$$6.1 = \frac{41,030 \text{ Citations 2019 - 2022}}{6,726 \text{ Documents 2019 - 2022}}$$

Calculated on 05 May, 2023

CiteScoreTracker 2023 ⓘ


$$7.1 = \frac{50,470 \text{ Citations to date}}{7,084 \text{ Documents to date}}$$

Last updated on 05 April, 2024 • Updated monthly

CiteScore rank 2022 ⓘ

Category	Rank	Percentile
Engineering		
Media Technology	#9/62	86th
Computer Science		
Hardware and Architecture	#43/169	74th
Computer Science		
Computer Networks and Communications	#97/379	74th

[View CiteScore methodology >](#) [CiteScore FAQ >](#) [Add CiteScore to your site >](#)



NEW The power of the Web of Science™ on your mobile device, wherever inspiration strikes. Dismiss Learn More

Already have a manuscript? Use our Manuscript Matcher to find the best relevant journals! Find a Match

Filters Clear All Web of Science Coverage Open Access Category Country / Region Language Frequency Journal Citation Reports

Refine Your Search Results

Multimedia Tools and Applications Search

Sort By: Relevancy

Search Results


Found 580 results (Page 1) Share These Results

Exact Match Found

MULTIMEDIA TOOLS AND APPLICATIONS On Hold Publisher: SPRINGER, VAN GODEWIJCKSTRAAT 30, DORDRECHT, NETHERLANDS, 3311 GZ ISSN / eISSN: 1380-7501 / 1573-7721 Web of Science Core Science Citation Index Collection: Expanded Additional Web of Science Current Contents Engineering, Computing & Technology | Essential Science Indicators Share This Journal View profile page * Requires free login.



[Home](#) > [Multimedia Tools and Applications](#)



Multimedia Tools and Applications

An International Journal

Publishing model

Hybrid

[Submit your manuscript](#)

[Editorial board](#)

[Aims and scope](#)

[Journal updates](#)

Overview

Multimedia Tools and Applications publishes original research on multimedia development and system support tools as well as case studies of multimedia applications.

- Recognized as the first journal in the field of multimedia.
- Boasts the highest Google h5-index score in the field of multimedia.
- Features case studies alongside experimental and survey articles.
- Editorial board comprises the world's top multimedia experts.

[Home](#) > [Multimedia Tools and Applications](#) > [Article](#)

Adaptive golden eagle optimization based multi-objective scientific workflow scheduling on multi-cloud environment

| Published: 26 October 2023

| (2023) [Cite this article](#)

**Multimedia Tools and
Applications**

[Aims and scope](#) →[Submit manuscript](#) →S. Immaculate Shyla [✉](#), T. Beula Bell & C. Jaspin Jeba Sheela[45](#) Accesses [Explore all metrics](#) →

Abstract

An exemplary for emerging knowledges and the capacity to provide reliable cloud services, cloud computing. Giving consumers on-demand access to “unlimited” computer resources is one of the key components of cloud computing. Single cloud-holding resources, however, are typically constrained and might not be able to handle the unexpected spike in user demands. In order to support resource sharing amongst clouds, the multi-cloud concept is thus established. These days, offering resources and administrations across numerous clouds is unquestionably amazing. The goal of conventional research on cloud scheduling is to reduce costs or increase speed. However, the major indicator of QoS and a vital problem is the dependability of work process scheduling. As a result, multi-objective scheduling for a logical work process in a multi-cloud environment is suggested in this research with the goal of controlling the work process while also balancing cost and timeliness while satisfying the criterion of reliability. The adaptive golden eagle optimisation (AGEO) algorithm is created to realise this idea. The solution encoding, fitness analysis, and updating functions are used in the proposed algorithm’s validation. Different workflow models are employed for the experimental study, and performance is assessed using various indicators. The projected approach attained 1920 utilization. Similarly, the PSO and GA achieved 1901 and 1900 utilization.

NEW The power of the Web of Science™ on your mobile device, wherever inspiration strikes. Dismiss Learn More

Already have a manuscript? Use our Manuscript Matcher to find the best relevant journals! Find a Match

Refine Your Search Results

Cybernetics and Systems Search

Sort By: Relevancy

Search Results

Found 1,857 results (Page 1)

Share These Results

Exact Match Found

CYBERNETICS AND SYSTEMS Publisher: TAYLOR & FRANCIS INC, 530 WALNUT STREET, STE 850, PHILADELPHIA, USA, PA, 19106 ISSN / eISSN: 0196-9722 / 1087-6553 Web of Science Core Science Citation Index Collection: Expanded Additional Biological Abstracts | BIOSIS Web of Science Previews | Current Contents Engineering, Computing & Technology | Essential Science Indicators





Source details

Cybernetics and Systems

Formerly known as: J Cybern

Years currently covered by Scopus: from 1980 to 2024

Publisher: Taylor & Francis

ISSN: 0196-9722 E-ISSN: 1087-6553

Subject area: Computer Science: Information Systems Computer Science: Software Computer Science: Artificial Intelligence

Source type: Journal

[View all documents >](#) [Set document alert](#) [Save to source list](#)

CiteScore 2023 **4.3**

SJR 2023 **0.390**

SNIP 2023 **0.512**

[CiteScore](#) [CiteScore rank & trend](#) [Scopus content coverage](#)

CiteScore 2023

$$4.3 = \frac{765 \text{ Citations } 2020 - 2023}{180 \text{ Documents } 2020 - 2023}$$

Calculated on 05 May, 2024

CiteScoreTracker 2024

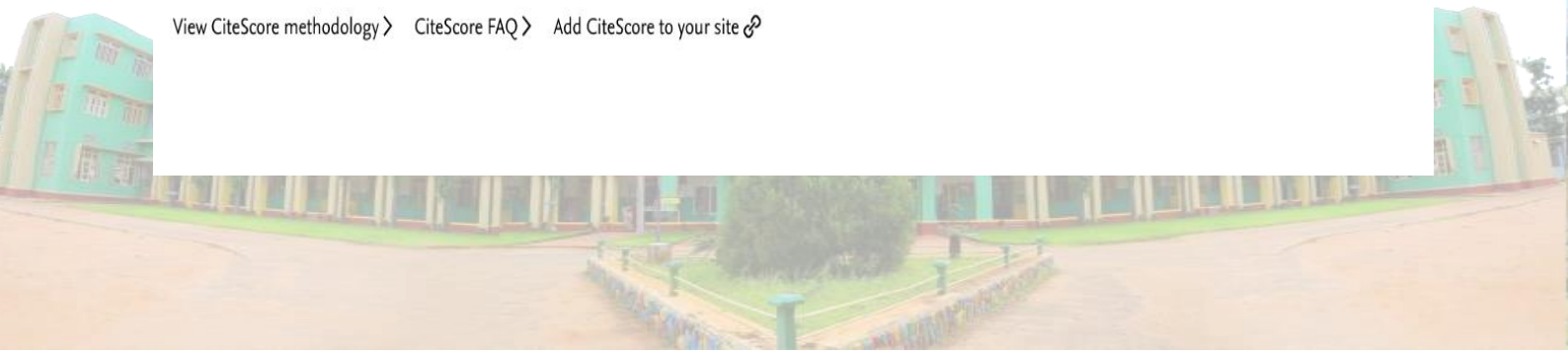
$$2.9 = \frac{539 \text{ Citations to date}}{184 \text{ Documents to date}}$$

Last updated on 05 June, 2024 • Updated monthly

CiteScore rank 2023

Category	Rank	Percentile
Computer Science Information Systems	#166/394	57th
Computer Science Software	#200/407	50th
Computer Science Artificial Intelligence	#176/350	49th

[View CiteScore methodology >](#) [CiteScore FAQ >](#) [Add CiteScore to your site &](#)





Home ▶ All Journals ▶ Cybernetics and Systems



Cybernetics and Systems

An International Journal

Publish open access in this journal

Presents research on cybernetics, systems theory, complexity research and applications of cybernetics and systems methods in science, humanities and technology.

- Submit an article ▾
- About this journal ▾
- Browse all articles & issues ▾
- Alerts & RSS feed ▾
- Buy a subscription

Journal overview

Aims and scope	
Journal metrics >	Editorial board >
Instructions for authors >	
<p>Cybernetics and Systems aims to share the latest developments in cybernetics and systems to a global audience of academics working or interested in these areas. We bring together scientists from diverse disciplines and update them in important cybernetic and systems methods, while drawing attention to novel useful applications of these methods to problems from all areas of research, in the humanities, in the sciences and the technical disciplines. Showing a direct or likely benefit of the result(s) of the paper to humankind is welcome but not a prerequisite.</p>	
Read full aims and scope	

Explore articles

- Latest**
- Open access
- Most read
- Most cited
- Trending



**Cybernetics and Systems** >

An International Journal

Volume 55, 2024 - Issue 1

180 | 2

Views | CrossRef citations to date

0

Altmetric

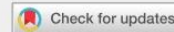
Research Articles

ODMNet: Automated Glaucoma Detection and Classification Model Using Heuristically-Aided Optimized DenseNet and MobileNet Transfer Learning

Felix Joseph Xavier & Fanax Femy F.

Pages 245-277 | Published online: 03 Feb 2023

Cite this article

<https://doi.org/10.1080/01969722.2023.2166250>

Full Article

Figures & data

References

Citations

Metrics

Reprints & Permissions

Read this article

Abstract

In various existing works, glaucoma detection is not predicted accurately, which may lead to irreversible vision loss. A new framework is designed for detecting glaucoma by transfer learning approach. In the initial stage, the source images are gathered from standard datasets. After collecting the raw images, it is fed for image enhancement, performed through the Retinex approach. Further, the segmentation process is carried out by Modified DeepLabV3, where the significant Regions of Interest (ROI) are extracted by enhanced images and segmented the abnormalities. To meet the optimal value, the parameters in DeepLabV3 are tuned optimally by the Improved Rain Optimization Algorithm (IROA). Once the image is segmented, it is



Source details

Harbin Gongcheng Daxue Xuebao/Journal of Harbin Engineering University

Scopus coverage years: from 2004 to Present
Publisher: Editorial Board of Journal of Harbin Engineering
ISSN: 1006-7043

- Energy: Nuclear Energy and Engineering
- Chemical Engineering: General Chemical Engineering
- Engineering: Mechanical Engineering
- Engineering: Aerospace Engineering
- Engineering: Control and Systems Engineering

CiteScore 2022 ⓘ
0.8

SJR 2022 ⓘ
0.184

SNIP 2022 ⓘ
0.382

Source type: Journal

- [View all documents >](#)
- [Set document alert](#)
- [Save to source list](#)

[CiteScore](#) [CiteScore rank & trend](#) [Scopus content coverage](#)

i Improved CiteScore methodology ✕

CiteScore 2022 counts the citations received in 2019-2022 to articles, reviews, conference papers, book chapters and data papers published in 2019-2022, and divides this by the number of publications published in 2019-2022. [Learn more >](#)

CiteScore 2022 ⌵

$$0.8 = \frac{870 \text{ Citations 2019 - 2022}}{1,053 \text{ Documents 2019 - 2022}}$$

Calculated on 05 May, 2023

CiteScoreTracker 2023 ⓘ

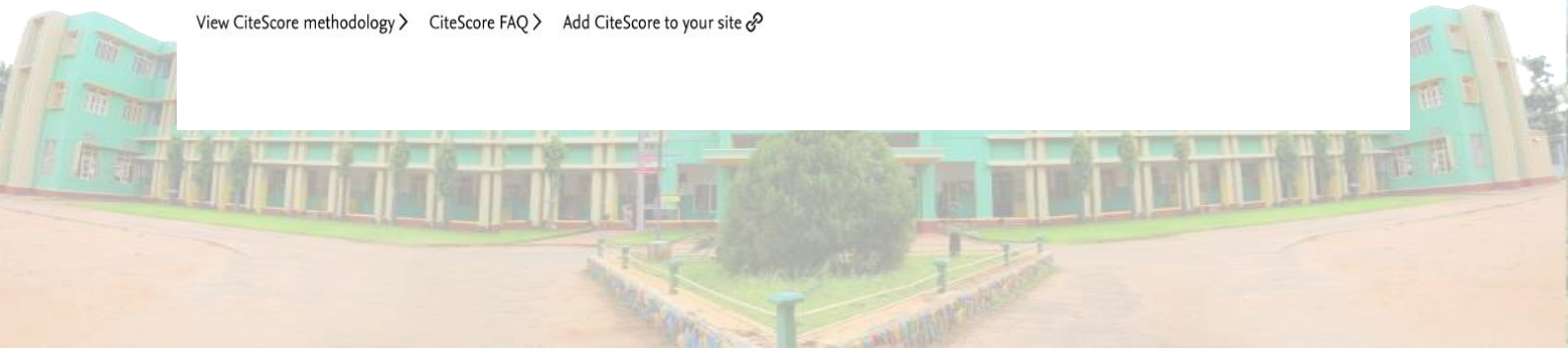
$$0.9 = \frac{934 \text{ Citations to date}}{1,011 \text{ Documents to date}}$$

Last updated on 05 April, 2024 • Updated monthly

CiteScore rank 2022 ⓘ

Category	Rank	Percentile
Energy		
└ Nuclear Energy and Engineering	#53/68	22nd
Chemical Engineering		
└ General Chemical Engineering	#227/272	16th

[View CiteScore methodology >](#) [CiteScore FAQ >](#) [Add CiteScore to your site](#)





Welcome to the *Journal of Harbin Engineering University!*

The **Journal of Harbin Engineering University (JHEU)** is a prestigious scholarly publication dedicated to advancing knowledge and research across a wide range of disciplines. With a commitment to academic excellence, JHEU serves as a platform for researchers, scholars, and practitioners to disseminate their original research findings, innovative ideas, and scholarly insights.

As an esteemed publication affiliated with Harbin Engineering University, a renowned institution known for its expertise in engineering, science, and technology, JHEU upholds a strong tradition of rigorous research and intellectual exploration. The journal provides an avenue for academics and professionals from various fields to contribute to the scholarly discourse, fostering interdisciplinary collaboration and promoting intellectual growth.

JHEU welcomes submissions from both domestic and international researchers, with a focus on original research articles, reviews, and case studies that address significant issues and contribute to the advancement of knowledge in their respective fields. The journal covers a wide spectrum of disciplines, including engineering, applied sciences, computer science, materials science, maritime engineering, oceanography, management, and other related areas.

The editorial team of JHEU consists of distinguished experts in their respective fields, ensuring that each published article undergoes a rigorous peer-review process to maintain the highest standards of quality and academic integrity. The journal is committed to providing a fair and transparent review process that upholds ethical publishing practices, allowing authors to showcase their work to a global audience.

In addition to its commitment to academic excellence, JHEU also recognizes the importance of accessibility and open access publishing. The journal strives to make research accessible to a wide audience by providing free and unrestricted access to all published articles. This approach promotes the exchange of knowledge and encourages collaboration among researchers from diverse backgrounds and geographical locations.

We invite researchers, scholars, and practitioners from around the world to submit their original work to the Journal of Harbin Engineering University. By contributing to JHEU, you will have the opportunity to share your findings, engage in intellectual discussions, and make a valuable impact on your field of study.

Thank you for your interest in the Journal of Harbin Engineering University. We look forward to receiving your submissions and collaborating with you on the exciting journey of academic exploration and discovery.

Current Issue

Vol. 45 No. 04 (2024): Issue 04

Articles

[Study of MHD Boundary Layer Flow Over a Stretching Surface in Porous Media](#)

Awadhesh Pandey, Rakesh Singh Tomar, Mohammad Salim Ahamad, Vinay Kumar Jadon, P. N. Singh

1 - 12

PDF

[Protecting Against Malicious Code Injection in Reviews on Web Applications](#)

Announcements

Call for Papers

Receiving Paper for Upcoming Issue:
Last Date of Submission: 31st July, 2023

Indexed by:



Compendex on
Engineering Village



Downloads

Copyright Form
Paper Template

Make a Submission

Contact Us

Address: Room 703, Building 145-1, Nantong



The Fragile Threads of Memory: Unraveling the Labyrinth of Memory Spectrum in Julian Barnes' *The Sense of an Ending*

¹Dr. H. Jimsy Asha, ²Benitta. G

¹Assistant Professor and Research Supervisor, PG & Research Department of English, Holy Cross College (Autonomous), Nagercoil-4, Affiliated to Manonmaniam Sundaranar University, Abishekapatti, Tirunelveli – 627012, Tamilnadu, India, Email: jimsyasha@holycrossngl.edu.in

²M. Phil Scholar, PG & Research Department of English, Holy Cross College (Autonomous), Nagercoil-4, Affiliated to Manonmaniam Sundaranar University, Abishekapatti, Tirunelveli – 627012, Tamilnadu, India, Email: benitta199978@gmail.com

¹Dr. H. Jimsy Asha <https://orcid.org/0000-0002-6615-0162>

²Benitta. G <https://orcid.org/0000-0002-5414-0987>

Corresponding Author: Benitta. G

Abstract

In the realm of literature, memory is an intriguing canvas for exploration offering a rich tapestry for authors to portray the nuances of human memory and its role in shaping narratives and characters. Memory, a cornerstone of human cognition and experience holds an intricate relationship with one's sense of self, perception of reality and understanding of the past. Julian Barnes' *The Sense of an Ending* unveils the complexities of memory presenting it as an adaptive and transformative construct, susceptible to the passage of time, emotional influences and the dynamic interplay of subjective recollection. Memory studies, as a burgeoning field have become an imperative area of research that offers a profound lens through which to explore the ever-evolving nature of human recollection. By employing memory studies as a theoretical lens, the paper entitled, "The Fragile Threads of Memory: Unraveling the Labyrinth of Memory Spectrum in Julian Barnes' *The Sense of an Ending*" endeavors to unveil the intricate tapestry of memory depicted in the novel, emphasizing its subjective nature and how it intertwines with identity and perception of reality. The exploration begins by contextualizing memory as a fragile construct often susceptible to distortion and fragmentation. Barnes masterfully illustrates how memory is not a static archive of the past but a dynamic spectrum affected by the vicissitudes of time. The research deepens one's comprehension of memory's intricate mechanisms and the profound impact it wields on human experience. The study makes a substantial contribution to the ongoing discourse in memory studies and enriches one's understanding of the human psyche in relation to memory and its multifarious manifestations.

Keywords: Collective Memory, Memory Studies, Selective Memory, Memory Distortion, Reconstructive Memory, Narrative Memory

Introduction

Julian Barnes' magnum opus, *The Sense of an Ending* intricately delves into the labyrinth of memory showcasing how it evolves and distorts with the passage of time. The novel navigates through the protagonist Tony Webster's reflective journey ruminating on the unreliable and often elusive nature of memory. Through the lens of Tony Webster, Barnes meticulously delves into the fragility of memory reflecting how its unreliability can alter personal narratives and understanding of reality. Barnes skillfully entwines memory with the aging process illuminating how memory is altered,

skewed and sometimes forgotten as individuals traverse the sands of time. The readers encounter memory's transformative power, its reconstructive nature and its significant impact on the construction of the self as they traverse the narrative landscape.

Memory studies is an interdisciplinary field of research that explores the intricate processes, mechanisms and implications of human memory. The study of memory can be traced back to ancient times but it gained prominence as a distinct discipline in the 20th century. Memory studies encompass psychology, neuroscience, philosophy, history, sociology, anthropology and literary studies.





Source details

Tuijin Jishu/Journal of Propulsion Technology

Scopus coverage years: from 1991 to Present

Publisher: Journal of Propulsion Technology

ISSN: 1001-4055

Subject area: Engineering: Aerospace Engineering

Source type: Journal

[View all documents >](#) [Set document alert](#) [Save to source list](#) [Source Homepage](#)

CiteScore 2022 ⓘ
1.1

SJR 2022 ⓘ
0.322

SNIP 2022 ⓘ
1.069

[CiteScore](#) [CiteScore rank & trend](#) [Scopus content coverage](#)

i Improved CiteScore methodology ✕

CiteScore 2022 counts the citations received in 2019-2022 to articles, reviews, conference papers, book chapters and data papers published in 2019-2022, and divides this by the number of publications published in 2019-2022. [Learn more >](#)

CiteScore **2022** ▼

$$1.1 = \frac{1,603 \text{ Citations } 2019 - 2022}{1,435 \text{ Documents } 2019 - 2022}$$

Calculated on 05 May, 2023

CiteScoreTracker 2023 ⓘ

$$1.2 = \frac{1,662 \text{ Citations to date}}{1,351 \text{ Documents to date}}$$

Last updated on 08 November, 2023 • Updated monthly

CiteScore rank 2022 ⓘ

Category	Rank	Percentile
Engineering		
Aerospace Engineering	#101/137	26th

[View CiteScore methodology >](#) [CiteScore FAQ >](#) [Add CiteScore to your site](#)





Tuijin Jishu, which translates to "Propulsion Technology" in English, is a prestigious and cutting-edge academic journal dedicated to advancing the field of propulsion engineering and technology. Our mission is to serve as a platform for researchers, engineers, and enthusiasts alike to share their knowledge, discoveries, and innovations in the propulsion domain.

At Tuijin Jishu, we believe that propulsion technology is at the forefront of modern scientific and engineering achievements, driving humanity forward in space exploration, aviation, transportation, and beyond. As such, we are committed to promoting the dissemination of high-quality, peer-reviewed research that pushes the boundaries of propulsion systems, fuels, and related technologies.

Tuijin Jishu is a peer-reviewed open-access journal, ensuring that all published articles undergo rigorous scrutiny by expert reviewers in the field. We strive to maintain the highest standards of integrity and scientific accuracy, upholding the trust and credibility of our readers and contributors.

Our Journal covers a broad spectrum of propulsion-related topics, including but not limited to:

1. **Rocket Propulsion:** Advancements in chemical propulsion, hybrid systems, electric propulsion, and novel propulsion concepts.
2. **Aerospace Propulsion:** Cutting-edge research on aircraft engines, propulsion systems, and aerothermodynamics.
3. **Space Exploration:** Innovations in space propulsion, interplanetary travel, and propulsion challenges in long-duration missions.
4. **Green Propulsion:** Sustainable and eco-friendly propulsion technologies, biofuels, and reducing environmental impact.
5. **Advanced Materials:** Research on materials for propulsion systems, thermal management, and

Indexed by



Tuijin Jishu/Journal of Propulsion Technology
ISSN: 1001-4055
Vol. 44 No. 3 (2023)

Beyond the Frames: Decoding John Crowley’s Artistic Signature in *The Goldfinch* through Filmic Vision

¹Dr. H. Jimsy Asha, ²Benitta. G

¹Assistant Professor and Research Supervisor, PG & Research Department of English, Holy Cross College (Autonomous), Nagercoil-4, Affiliated to Manonmaniam Sundaranar University, Abishekapatti, Tirunelveli – 627012, Tamilnadu, India, Email: jimsyasha@holycrossnsl.edu.in

²M.Phil Scholar, PG & Research Department of English, Holy Cross College (Autonomous), Nagercoil-4, Affiliated to Manonmaniam Sundaranar University, Abishekapatti, Tirunelveli – 627012, Tamilnadu, India, Email: benitta199978@gmail.com

¹Dr. H. Jimsy Asha <https://orcid.org/0000-0002-6615-0162>

²Benitta. G <https://orcid.org/0000-0002-5414-0987>

Corresponding Author: Benitta. G

Abstract

Film as a complex and multidimensional art form offers a canvas for artistic expression, narrative exploration and cultural reflection. Within the realm of film studies, auteur theory has emerged as a foundational principle placing the director at the forefront as the primary creative force shaping the film. The paper entitled, “Beyond the Frames: Decoding John Crowley’s Artistic Signature in *The Goldfinch* through Filmic Vision” delves into the fascinating domain of film studies by applying auteur film theory to *The Goldfinch*, a cinematic masterpiece directed by John Crowley. The film, an adaptation of Donna Tartt’s Pulitzer Prize-winning novel, *The Goldfinch* serves as a rich canvas to examine the director’s imprint and analyze how Crowley’s unique auteurial style informs the narrative, lending depth and coherence to the film. The paper presents an in-depth exploration of *The Goldfinch* through the lens of auteur film theory. The study aims to dissect and analyze the director’s distinct imprint on the film, showcasing how Crowley’s unique style, thematic inclinations and directorial choices echo the essence of auteurism. By examining various facets of the film including narrative structure, visual aesthetics and character development, this research seeks to illuminate the director’s auteurial vision and the extent to which it enriches the film’s cinematic experience. The paper examines the pivotal scenes, directorial decisions and stylistic elements that bear the signature of Crowley’s auteurial influence. This research underscores the applicability of auteur film theory in understanding the director’s role as a creative powerhouse in the realm of cinema and showcases the art of filmmaking as an avenue for profound personal expression and artistic vision.

Keywords: Auteurial Imprint, Cinematic Narrative, Filmic Vision, Thematic Resonance, Visual Aesthetics, Film Studies.



Source details

Harbin Gongcheng Daxue Xuebao/Journal of Harbin Engineering University

Scopus coverage years: from 2004 to Present

Publisher: Editorial Board of Journal of Harbin Engineering

ISSN: 1006-7043

Subject area: Energy: Nuclear Energy and Engineering Chemical Engineering: General Chemical Engineering
Engineering: Mechanical Engineering Engineering: Aerospace Engineering
Engineering: Control and Systems Engineering

CiteScore 2022 **0.8**

SJR 2022 **0.184**

SNIP 2022 **0.382**

Source type: Journal

[View all documents >](#) [Set document alert](#) [Save to source list](#)

[CiteScore](#) [CiteScore rank & trend](#) [Scopus content coverage](#)

i Improved CiteScore methodology ×

CiteScore 2022 counts the citations received in 2019-2022 to articles, reviews, conference papers, book chapters and data papers published in 2019-2022, and divides this by the number of publications published in 2019-2022. [Learn more >](#)

CiteScore 2022 ▼

$$0.8 = \frac{870 \text{ Citations 2019 - 2022}}{1,053 \text{ Documents 2019 - 2022}}$$

Calculated on 05 May, 2023

CiteScoreTracker 2023 ⓘ

$$0.9 = \frac{934 \text{ Citations to date}}{1,011 \text{ Documents to date}}$$

Last updated on 05 April, 2024 • Updated monthly

CiteScore rank 2022 ⓘ

Category	Rank	Percentile
Energy		
Nuclear Energy and Engineering	#53/68	22nd
Chemical Engineering		
General Chemical Engineering	#227/272	16th

[View CiteScore methodology >](#) [CiteScore FAQ >](#) [Add CiteScore to your site](#)





Welcome to the *Journal of Harbin Engineering University!*

The **Journal of Harbin Engineering University (JHEU)** is a prestigious scholarly publication dedicated to advancing knowledge and research across a wide range of disciplines. With a commitment to academic excellence, JHEU serves as a platform for researchers, scholars, and practitioners to disseminate their original research findings, innovative ideas, and scholarly insights.

As an esteemed publication affiliated with Harbin Engineering University, a renowned institution known for its expertise in engineering, science, and technology, JHEU upholds a strong tradition of rigorous research and intellectual exploration. The journal provides an avenue for academics and professionals from various fields to contribute to the scholarly discourse, fostering interdisciplinary collaboration and promoting intellectual growth.

JHEU welcomes submissions from both domestic and international researchers, with a focus on original research articles, reviews, and case studies that address significant issues and contribute to the advancement of knowledge in their respective fields. The journal covers a wide spectrum of disciplines, including engineering, applied sciences, computer science, materials science, maritime engineering, oceanography, management, and other related areas.

The editorial team of JHEU consists of distinguished experts in their respective fields, ensuring that each published article undergoes a rigorous peer-review process to maintain the highest standards of quality and academic integrity. The journal is committed to providing a fair and transparent review process that upholds ethical publishing practices, allowing authors to showcase their work to a global audience.

In addition to its commitment to academic excellence, JHEU also recognizes the importance of accessibility and open access publishing. The journal strives to make research accessible to a wide audience by providing free and unrestricted access to all published articles. This approach promotes the exchange of knowledge and encourages collaboration among researchers from diverse backgrounds and geographical locations.

We invite researchers, scholars, and practitioners from around the world to submit their original work to the Journal of Harbin Engineering University. By contributing to JHEU, you will have the opportunity to share your findings, engage in intellectual discussions, and make a valuable impact on your field of study.

Thank you for your interest in the Journal of Harbin Engineering University. We look forward to receiving your submissions and collaborating with you on the exciting journey of academic exploration and discovery.

Current Issue

Vol. 45 No. 04 (2024): Issue 04

Articles

Study of MHD Boundary Layer Flow Over a Stretching Surface in Porous Media

Awadhesh Pandey, Rakesh Singh Tomar, Mohammad Salm Ahamad, Vinay Kumar Jadon, P. N. Singh

1 - 12

PDF

Protection Against Malicious Code Injection in Reviews on Web Applications

Announcements

Call for Papers

Receiving Paper for Upcoming Issue:
Last Date of Submission: 31st July, 2023

Indexed by:



Compendex an
Engineering Village



Downloads

Copyright Form
Paper Template

Make a Submission

Contact Us

Address: Room 703, Building 145-1, Nantong

Captive Canaries and Splintered Frames: Unraveling the Tapestry of Trauma in Donna Tartt's *the Goldfinch*

¹Dr. H. Jimsy Asha, ²Benitta. G

¹Assistant Professor and Research Supervisor, PG & Research Department of English, Holy Cross College (Autonomous), Nagercoil-4, Affiliated to Manonmaniam Sundaranar University, Abisheka patti, Tirunelveli - 627012, Tamilnadu, India, Email: jimsyasha@holycrossngl.edu.in

²M.Phil Scholar, PG & Research Department of English, Holy Cross College (Autonomous), Nagercoil-4, Affiliated to Manonmaniam Sundaranar University, Abisheka patti, Tirunelveli - 627012, Tamilnadu, India, Email: benitta199978@gmail.com

¹Dr. H. Jimsy Asha <https://orcid.org/0000-0002-6615-0162>

²Benitta. G <https://orcid.org/0000-0002-5414-0987>

Corresponding Author: Benitta. G

Abstract

In the realm of contemporary literature, Donna Tartt's exquisitely rendered prose, *The Goldfinch* stands as a poignant exploration of human psyche shadowed by the indelible imprints of trauma. *The Goldfinch* takes as its focal point a deeply embedded traumatic event that befalls its narrator, Theodore Decker and traverses the tumultuous journey of its protagonist, through a world marred by loss, tragedy and the haunting echoes of trauma. This paper entitled, "Captive Canaries and Splintered Frames: Unraveling the Tapestry of Trauma in Donna Tartt's *The Goldfinch*" aims to dissect the intricate web of trauma woven into the very fabric of the narrative, shedding light on how the protagonist grapple with and attempt to reconcile his traumatic pasts through the prism of trauma studies. The study is structured to examine the manifestations of trauma, its psychological repercussions and the coping mechanisms Theo adopts in response to his traumatic past. Furthermore, the paper analyses the role of art as a therapeutic outlet as exemplified by Theo's fascination with "The Goldfinch" painting, illustrating how artistic expression can serve as a means of healing and transformation in the aftermath of trauma. Ultimately, this research endeavors to contribute to the growing body of literature that explores the portrayal of trauma in contemporary fiction, illuminating the enduring impact of adverse life events on the human psyche.

Keywords: Childhood Trauma, Disordered Psyche, Memory Distortion, Dissociation, Substance Abuse, Trauma Studies

Trauma studies which trace its origin in the 1990s explore the impact of trauma in literature and society by analyzing its psychological, rhetorical and cultural significance. Psychological trauma, its representation in language and the role of memory in shaping an individual are the central concerns that define the field of trauma studies. The concept of trauma is generally comprehended as a grievously disruptive experience that profoundly impacts the self's emotional organization and perception of the external world. A poignant effect of trauma is the necessity to reconfigure one's identity against a

new and unstable reality. Cathy Caruth elucidates trauma as "a shock that appears to work very much like a bodily threat but is in fact a break in the mind's experience of time" (Trauma: Explorations in Memory). Freudian trauma model proposes trauma as an unrepresentable event that fundamentally fragments the psyche. Michelle Balaev recounts trauma as "a person's emotional response to an overwhelming event that disrupts previous ideas of an individual's sense of self and the standards by which one evaluates society" (Balaev 148).





Source details

Harbin Gongcheng Daxue Xuebao/Journal of Harbin Engineering University

Scopus coverage years: from 2004 to Present
Publisher: Editorial Board of Journal of Harbin Engineering
ISSN: 1006-7043

Subject area: Energy: Nuclear Energy and Engineering Chemical Engineering: General Chemical Engineering
Engineering: Mechanical Engineering Engineering: Aerospace Engineering
Engineering: Control and Systems Engineering

CiteScore 2022 ⓘ
0.8

SJR 2022 ⓘ
0.184

SNIP 2022 ⓘ
0.382

Source type: Journal

[View all documents >](#) [Set document alert](#) [Save to source list](#)

[CiteScore](#) [CiteScore rank & trend](#) [Scopus content coverage](#)

i Improved CiteScore methodology ✕

CiteScore 2022 counts the citations received in 2019-2022 to articles, reviews, conference papers, book chapters and data papers published in 2019-2022, and divides this by the number of publications published in 2019-2022. [Learn more >](#)

CiteScore 2022 ▼

$$0.8 = \frac{870 \text{ Citations 2019 - 2022}}{1,053 \text{ Documents 2019 - 2022}}$$

Calculated on 05 May, 2023

CiteScoreTracker 2023 ⓘ

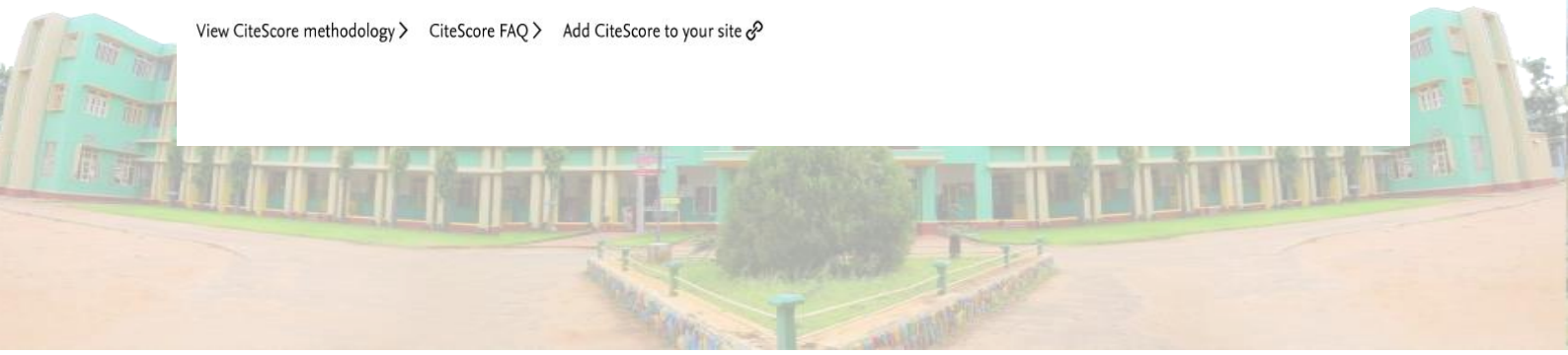
$$0.9 = \frac{934 \text{ Citations to date}}{1,011 \text{ Documents to date}}$$

Last updated on 05 April, 2024 • Updated monthly

CiteScore rank 2022 ⓘ

Category	Rank	Percentile
Energy		
└ Nuclear Energy and Engineering	#53/68	22nd
Chemical Engineering		
└ General Chemical Engineering	#227/272	16th

[View CiteScore methodology >](#) [CiteScore FAQ >](#) [Add CiteScore to your site ↗](#)





Welcome to the *Journal of Harbin Engineering University!*

The **Journal of Harbin Engineering University (JHEU)** is a prestigious scholarly publication dedicated to advancing knowledge and research across a wide range of disciplines. With a commitment to academic excellence, JHEU serves as a platform for researchers, scholars, and practitioners to disseminate their original research findings, innovative ideas, and scholarly insights.

As an esteemed publication affiliated with Harbin Engineering University, a renowned institution known for its expertise in engineering, science, and technology, JHEU upholds a strong tradition of rigorous research and intellectual exploration. The journal provides an avenue for academics and professionals from various fields to contribute to the scholarly discourse, fostering interdisciplinary collaboration and promoting intellectual growth.

JHEU welcomes submissions from both domestic and international researchers, with a focus on original research articles, reviews, and case studies that address significant issues and contribute to the advancement of knowledge in their respective fields. The journal covers a wide spectrum of disciplines, including engineering, applied sciences, computer science, materials science, maritime engineering, oceanography, management, and other related areas.

The editorial team of JHEU consists of distinguished experts in their respective fields, ensuring that each published article undergoes a rigorous peer-review process to maintain the highest standards of quality and academic integrity. The journal is committed to providing a fair and transparent review process that upholds ethical publishing practices, allowing authors to showcase their work to a global audience.

In addition to its commitment to academic excellence, JHEU also recognizes the importance of accessibility and open access publishing. The journal strives to make research accessible to a wide audience by providing free and unrestricted access to all published articles. This approach promotes the exchange of knowledge and encourages collaboration among researchers from diverse backgrounds and geographical locations.

We invite researchers, scholars, and practitioners from around the world to submit their original work to the Journal of Harbin Engineering University. By contributing to JHEU, you will have the opportunity to share your findings, engage in intellectual discussions, and make a valuable impact on your field of study.

Thank you for your interest in the Journal of Harbin Engineering University. We look forward to receiving your submissions and collaborating with you on the exciting journey of academic exploration and discovery.

Current Issue

Vol. 45 No. 04 (2024): Issue 04

Articles

[Study of MHD Boundary Layer Flow Over a Stretching Surface in Porous Media](#)

Awadhesh Pandey, Rakesh Singh Tomar, Mohammad Salim Ahamad, Vinay Kumar Jadon, P. N. Singh

1 - 12



[Protecting Against Malicious Code Injection in Reviews on Web Applications](#)

Announcements

Call for Papers

Receiving Paper for Upcoming Issue:
Last Date of Submission: 31st July, 2023

Indexed by:



Downloads

[Copyright Form](#)
[Paper Template](#)

[Make a Submission](#)

Contact Us

Address: Room 703, Building 145-1, Nantong

Exploring the Entanglement of Toxic Relationships: Literary Insights and Psychological Perspectives in the novel *My Year of Rest and Relaxation* by Ottessa Moshfegh

¹J. Alisha Josephine, ²Dr. H. Jimsy Asha

¹Assistant Professor, Department of English, Holy Cross College, Nagercoil-4,
Affiliated to Manonmaniam Sundaranar University, Abishekapatti, Tirunelveli- 627012, Tamilnadu, India.

²Assistant Professor and Research Supervisor, PG & Research Department of English, Holy Cross College,
Nagercoil-4,

Affiliated to Manonmaniam Sundaranar University, Abishekapatti, Tirunelveli- 627012, Tamilnadu, India.

¹J. Alisha Josephine <https://orcid.org/0000-0003-2277-1247>

²Dr. H. Jimsy Asha <https://orcid.org/0000-0002-6615-0162>

Corresponding Author: J. Alisha Josephine

Abstract

The paper entitled, "Exploring the Entanglement of Toxic Relationships: Literary Insights and Psychological Perspectives in the novel *My Year of Rest and Relaxation* by Ottessa Moshfegh" integrates insights from both literature and psychology. It scrutinizes the protagonist's struggle with the legacy of a toxic upbringing marked by parental neglect and societal influences, highlighting how early interpersonal interactions shape adult relational patterns and psychological health. Through a close reading of the novel, supported by psychological theories of toxic relationships, the research delineates the profound impact of familial and societal environments on the protagonist's emotional development. The study also contrasts Moshfegh's narrative with broader literary works that address toxic relational dynamics, thus situating the novel within a larger discourse on the subject. By employing a multidisciplinary approach, the paper reveals the complex interplay between literary representation and psychological reality, offering a nuanced understanding of the effects of toxic relationships. It advocates for the therapeutic potential of narrative and the importance of an interdisciplinary perspective in addressing the aftermath of such relationships. The findings call for a continued scholarly dialogue that bridges literary analysis and psychological inquiry, contributing to a holistic view of interpersonal toxicity.

Keywords: Toxic Relationships, Psychological Trauma, Parental Influence, Emotional Development, Narrative Therapy, Interdisciplinary Study.

Introduction

The study, "Exploring the Entanglement of Toxic Relationships: Literary Insights and Psychological Perspectives in Ottessa Moshfegh's *My Year of Rest and Relaxation*" probes the complex dynamics of toxic relationships as experienced by the protagonist of Moshfegh's novel. The pivotal roles of society and family in upbringing are examined, particularly how initial human interactions within these spheres during a child's formative years are crucial for social and self-understanding development. However, a toxic environment in these settings can inflict substantial trauma, compromising emotional, psychological, and physical health. Characteristics of toxic relationships often include feelings of being

unsupported, misunderstood, demeaned, or relentlessly criticized.

While parental influence is paramount in child development, societal factors, especially educational systems and community environments, also significantly impact shaping children's psychological and physical growth. Early interactions in these spheres are essential as they influence a child's beliefs and behaviors, especially during formative years when primary social relationships are established. These myriad environmental influences are critical for acquiring social competencies essential for overall development. The community's influence on a child's development is profound. A child's maturation is closely tied to their neighborhood





Source details

Tuijin Jishu/Journal of Propulsion Technology

Scopus coverage years: from 1991 to Present

Publisher: Journal of Propulsion Technology

ISSN: 1001-4055

Subject area: Engineering: Aerospace Engineering

Source type: Journal

[View all documents >](#) [Set document alert](#) [Save to source list](#) [Source Homepage](#)

CiteScore 2022 ⓘ
1.1

SJR 2022 ⓘ
0.322

SNIP 2022 ⓘ
1.069

[CiteScore](#) [CiteScore rank & trend](#) [Scopus content coverage](#)

i Improved CiteScore methodology ✕

CiteScore 2022 counts the citations received in 2019-2022 to articles, reviews, conference papers, book chapters and data papers published in 2019-2022, and divides this by the number of publications published in 2019-2022. [Learn more >](#)

CiteScore 2022 ▼

1.1 = $\frac{1,603 \text{ Citations 2019 - 2022}}{1,435 \text{ Documents 2019 - 2022}}$

Calculated on 05 May, 2023

CiteScoreTracker 2023 ⓘ

1.2 = $\frac{1,662 \text{ Citations to date}}{1,351 \text{ Documents to date}}$

Last updated on 08 November, 2023 • Updated monthly

CiteScore rank 2022 ⓘ

Category	Rank	Percentile
Engineering		
Aerospace Engineering	#101/137	26th

[View CiteScore methodology >](#) [CiteScore FAQ >](#) [Add CiteScore to your site](#)





Tuijin Jishu, which translates to "Propulsion Technology" in English, is a prestigious and cutting-edge academic journal dedicated to advancing the field of propulsion engineering and technology. Our mission is to serve as a platform for researchers, engineers, and enthusiasts alike to share their knowledge, discoveries, and innovations in the propulsion domain.

At Tuijin Jishu, we believe that propulsion technology is at the forefront of modern scientific and engineering achievements, driving humanity forward in space exploration, aviation, transportation, and beyond. As such, we are committed to promoting the dissemination of high-quality, peer-reviewed research that pushes the boundaries of propulsion systems, fuels, and related technologies.

Tuijin Jishu is a peer-reviewed open-access journal, ensuring that all published articles undergo rigorous scrutiny by expert reviewers in the field. We strive to maintain the highest standards of integrity and scientific accuracy, upholding the trust and credibility of our readers and contributors.

Our journal covers a broad spectrum of propulsion-related topics, including but not limited to:

- Rocket Propulsion:** Advancements in chemical propulsion, hybrid systems, electric propulsion, and novel propulsion concepts.
- Aerospace Propulsion:** Cutting-edge research on aircraft engines, propulsion systems, and aerothermodynamics.
- Space Exploration:** Innovations in space propulsion, interplanetary travel, and propulsion challenges in long-duration missions.
- Green Propulsion:** Sustainable and eco-friendly propulsion technologies, biofuels, and reducing environmental impact.
- Advanced Materials:** Research on materials for propulsion systems, thermal management, and

Indexed by



TuijinJishu/Journal of Propulsion Technology
ISSN: 1001-4055
Vol. 44 No.6 (2023)

Beyond Irony and Disillusionment: Decoding Cultural Paradigms in David Foster Wallace's *Infinite Jest*

¹J. Alisha Josephine ²Benitta. G.

¹Assistant Professor, Department of English, Holy Cross College, Nagercoil-4,
Affiliated to ManonmaniamSundaranar University, Abishekapatti, Tirunelveli- 627012, Tamilnadu, India.

²M. Phil Scholar, Department of English, Holy Cross College, Nagercoil-4,
Affiliated to ManonmaniamSundaranar University, Abishekapatti, Tirunelveli- 627012, Tamilnadu, India.

Abstract: The paper "Beyond Irony and Disillusionment: Decoding Cultural Paradigms in David Foster Wallace's *Infinite Jest*" explores David Foster Wallace's novel as a critique of late 20th and early 21st-century American culture. Set in a hyper-consumerist, postmodern society, the narrative comments on culture, media, and individual identity, focusing on irony and consumerism. The study examines Wallace's satirical depiction of American culture's response to environmental and biological challenges, reshaping human existence. It situates *Infinite Jest* within postmodern literature, comparing it with works by Thomas Pynchon and Kurt Vonnegut, and reflects on theories by Roland Barthes and Jacques Derrida. The paper highlights Wallace's anticipation of post-postmodernism, emphasizing a rejection of traditional coherence and truth in favor of a diversified, subjective human experience. It addresses existential crises in a media-saturated, corporatized environment, with insights into U.S. societal and individual consciousness. *Infinite Jest* is presented as a pivotal text in understanding contemporary cultural and societal influences, extending beyond postmodernism to offer commentary on the human condition. The study emphasizes Wallace's novel as a vital text in discerning contemporary culture, irony, and entertainment's impact on civic responsibility and personal identity. It explores how *Infinite Jest* presents a satirical critique of American culture, focusing on media influence, existential challenges, and the human condition, marking the transition from postmodernism to post-postmodernism.

Keywords-Postmodernism, Cultural Critique, Media Influence, American Society, Satire, Millennial Generation, Consumerism, Existential Crisis

1. Introduction

In "Beyond Irony and Disillusionment: Decoding Cultural Paradigms in David Foster Wallace's *Infinite Jest*," embark on a comprehensive exploration of the intricate layers and themes presented in Wallace's magnum opus. *Infinite Jest*, renowned for its dense narrative and intricate structure, is not just a novel but a cultural artefact that encapsulates the ethos of the late 20th and early 21st centuries. Wallace, through his uniquely layered storytelling, dissects the multifarious aspects of American life, delving into the complexities of postmodernism and its evolution into post-postmodernism. This paper aims to unravel the various threads of societal critique, technological influence, addiction, and the human quest for meaning, as presented in Wallace's seminal work. By closely examining the novel's portrayal of a society caught between the ironies of freedom and the disillusionments of progress, seek to understand the deeper cultural paradigms that Wallace challenges and redefines in his narrative.

In *Infinite Jest*, David Foster Wallace embarks on a profound cultural critique, encapsulating the transition from postmodernism to post-postmodernism. Wallace's narrative sharply satirizes American culture, particularly highlighting how societal values and norms have been reshaped in the late twentieth and early twenty-first centuries. This period, marked by a shift from the scepticism and irony of postmodernism, delves into the complexities of post-postmodernism, which attempts to reconcile the cynicism of the previous era with a



Source details

Harbin Gongcheng Daxue Xuebao/Journal of Harbin Engineering University

Scopus coverage years: from 2004 to Present
Publisher: Editorial Board of Journal of Harbin Engineering
ISSN: 1006-7043

Subject area: Energy: Nuclear Energy and Engineering Chemical Engineering: General Chemical Engineering
Engineering: Mechanical Engineering Engineering: Aerospace Engineering
Engineering: Control and Systems Engineering

CiteScore 2022
0.8 ⓘ

SJR 2022
0.184 ⓘ

SNIP 2022
0.382 ⓘ

Source type: Journal

[View all documents >](#) [Set document alert](#) [Save to source list](#)

[CiteScore](#) [CiteScore rank & trend](#) [Scopus content coverage](#)

i Improved CiteScore methodology ⓘ
CiteScore 2022 counts the citations received in 2019-2022 to articles, reviews, conference papers, book chapters and data papers published in 2019-2022, and divides this by the number of publications published in 2019-2022. [Learn more >](#)

CiteScore 2022 ▼
0.8 = $\frac{870 \text{ Citations 2019 - 2022}}{1,053 \text{ Documents 2019 - 2022}}$
Calculated on 05 May, 2023

CiteScoreTracker 2023 ⓘ
0.9 = $\frac{934 \text{ Citations to date}}{1,011 \text{ Documents to date}}$
Last updated on 05 April, 2024 • Updated monthly

CiteScore rank 2022 ⓘ

Category	Rank	Percentile
Energy		
└ Nuclear Energy and Engineering	#53/68	22nd
Chemical Engineering		
└ General Chemical Engineering	#227/272	16th

[View CiteScore methodology >](#) [CiteScore FAQ >](#) [Add CiteScore to your site ↗](#)





Welcome to the *Journal of Harbin Engineering University!*

The **Journal of Harbin Engineering University (JHEU)** is a prestigious scholarly publication dedicated to advancing knowledge and research across a wide range of disciplines. With a commitment to academic excellence, JHEU serves as a platform for researchers, scholars, and practitioners to disseminate their original research findings, innovative ideas, and scholarly insights.

As an esteemed publication affiliated with Harbin Engineering University, a renowned institution known for its expertise in engineering, science, and technology, JHEU upholds a strong tradition of rigorous research and intellectual exploration. The journal provides an avenue for academics and professionals from various fields to contribute to the scholarly discourse, fostering interdisciplinary collaboration and promoting intellectual growth.

JHEU welcomes submissions from both domestic and international researchers, with a focus on original research articles, reviews, and case studies that address significant issues and contribute to the advancement of knowledge in their respective fields. The journal covers a wide spectrum of disciplines, including engineering, applied sciences, computer science, materials science, maritime engineering, oceanography, management, and other related areas.

The editorial team of JHEU consists of distinguished experts in their respective fields, ensuring that each published article undergoes a rigorous peer-review process to maintain the highest standards of quality and academic integrity. The journal is committed to providing a fair and transparent review process that upholds ethical publishing practices, allowing authors to showcase their work to a global audience.

In addition to its commitment to academic excellence, JHEU also recognizes the importance of accessibility and open access publishing. The journal strives to make research accessible to a wide audience by providing free and unrestricted access to all published articles. This approach promotes the exchange of knowledge and encourages collaboration among researchers from diverse backgrounds and geographical locations.

We invite researchers, scholars, and practitioners from around the world to submit their original work to the Journal of Harbin Engineering University. By contributing to JHEU, you will have the opportunity to share your findings, engage in intellectual discussions, and make a valuable impact on your field of study.

Thank you for your interest in the Journal of Harbin Engineering University. We look forward to receiving your submissions and collaborating with you on the exciting journey of academic exploration and discovery.

Current Issue

Vol. 45 No. 04 (2024): Issue 04

Articles

[Study of MHD Boundary Layer Flow Over a Stretching Surface in Porous Media](#)

Awadhesh Pandey, Rakesh Singh Tomar, Mohammad Salim Ahamad, Vinay Kumar Jadon, P. N. Singh

1 - 12

[PDF](#)

[Protection Against Malicious Code Injection in Reviews on Web Applications](#)

Announcements

Call for Papers

Receiving Paper for Upcoming Issue:
Last Date of Submission: 31st July, 2023

Indexed by:



Compendex on Engineering Village



Downloads

[Copyright Form](#)
[Paper Template](#)

[Make a Submission](#)

Contact Us

Address: Room 703, Building 145-1, Nantong

Home (<https://harbinengineeringjournal.com/index.php/journal/index>)

↑ Archives (<https://harbinengineeringjournal.com/index.php/journal/issue/archive>)

↑ Vol. 44 No. 12 (2022) Issue 12 (<https://harbinengineeringjournal.com/index.php/journal/issue/view/38>) ↑ Articles

Economic Factors of Happiness Among Working Women

PDF (<https://harbinengineeringjournal.com/index.php/journal/article/view/2201/1590>)

B. Vimal Delli

Abstract

Happiness is a psychological concept with several definitions and dimensions. In the field of psychology, the happiness is a positive emotion that is deeper than a good temporary mood. Happiness is one of the most important concepts in the field of mental health and defined as a sustainable approach and pleasant feeling. Happiness in mental health, includes positive emotions such as joy, peace, a sense of involvement and enthusiasm in life. Many psychologists believe that there are at least three fundamental elements of happiness, including emotional, social and cognitive conceptions. Emotional component causing a positive emotional state while social component has led to widespread and positive social relationships with others. The cognitive component causes the individual to interpret everyday events with optimism. Gender, income, married status, education level, the job satisfaction, health promote education and increase knowledge are the main effective factors on human happiness. The stress levels are more overwhelming in the case of women due to the greater need among them to strike a balance between their personal and professional lives. Recent years have seen a shift in the role played by women, wherein they are no longer handling the expectations of the family and society alone. The women face lots of challenges to make her life stable in her dual role. The study is to find out the economic factors of happiness among working women.

Issue

Vol. 44 No. 12 (2022) Issue 12 (<https://harbinengineeringjournal.com/index.php/journal/issue/view/38>)

Section

Articles

Announcements

Call for Papers
(<https://harbinengineeringjournal.com/index.php/journal/announcement/view/1>)

Receiving Paper for Upcoming Issue:

Last Date of Submission: 31st July 2023

Indexed by:





Source details

Sustainability (Switzerland)

Open Access ⓘ

Scopus coverage years: from 2009 to Present

Publisher: Multidisciplinary Digital Publishing Institute (MDPI)

ISSN: 2071-1050 E-ISSN: 2071-1050

Subject area: Social Sciences: Geography, Planning and Development Computer Science: Computer Science (miscellaneous)
Environmental Science: Environmental Science (miscellaneous)
Environmental Science: Management, Monitoring, Policy and Law [View all](#) ▾

Source type: Journal

[View all documents >](#) [Set document alert](#) [Save to source list](#)

CiteScore 2022 ⓘ
5.8

SJR 2022 ⓘ
0.664

SNIP 2022 ⓘ
1.198

[CiteScore](#) [CiteScore rank & trend](#) [Scopus content coverage](#)

i Improved CiteScore methodology ✕

CiteScore 2022 counts the citations received in 2019-2022 to articles, reviews, conference papers, book chapters and data papers published in 2019-2022, and divides this by the number of publications published in 2019-2022. [Learn more >](#)

CiteScore 2022 ▾

5.8 = $\frac{281,274 \text{ Citations } 2019 - 2022}{48,515 \text{ Documents } 2019 - 2022}$

Calculated on 05 May, 2023

CiteScoreTracker 2023 ⓘ

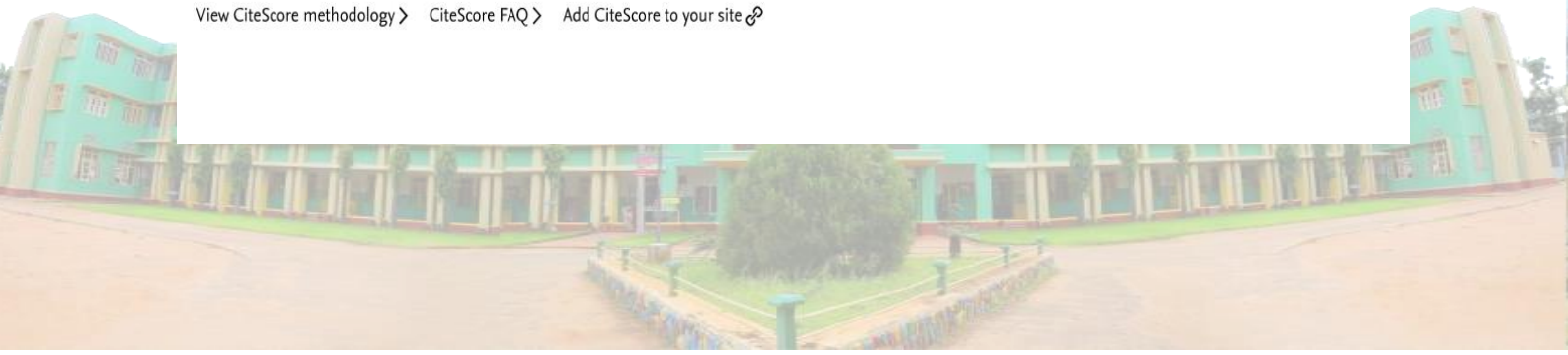
6.8 = $\frac{379,542 \text{ Citations to date}}{55,933 \text{ Documents to date}}$

Last updated on 05 April, 2024 • Updated monthly

CiteScore rank 2022 ⓘ

Category	Rank	Percentile
Social Sciences		
└ Geography, Planning and Development	#101/779	87th
Computer Science		
└ Computer Science (miscellaneous)	#15/103	85th

[View CiteScore methodology >](#) [CiteScore FAQ >](#) [Add CiteScore to your site ↗](#)



NEW The power of the Web of Science™ on your mobile device, wherever inspiration strikes. Dismiss Learn More

Already have a manuscript? Use our Manuscript Matcher to find the best relevant journals! Find a Match

Filters Clear All Web of Science Coverage Open Access Category Country / Region Language Frequency Journal Citation Reports

Refine Your Search Results

Sustainability Search


Sort By: Relevancy

Search Results

Found 217 results (Page 1) Share These Results

Exact Match Found

SUSTAINABILITY Publisher: MDPI, ST ALBAN-ANLAGE 66, BASEL, SWITZERLAND, CH-4052 ISSN / eISSN: 2071-1050 Web of Science Science Citation Index Expanded | Core Collection: Social Sciences Citation Index Additional Web of Science Current Contents Agriculture, Biology & Environmental Sciences | Current Contents Social And Behavioral Sciences | Essential Science Indexes: Science Indicators Share This Journal View profile page * Requires free login.





[Journals](#)
[Topics](#)
[Information](#)
[Author Services](#)
[Initiatives](#)
[About](#)

[Sign In / Sign Up](#)
[Submit](#)

Search for Articles: [Search](#) [Advanced](#)

Journals / Sustainability



[Submit to Sustainability](#)

[Review for Sustainability](#)

[X](#) [f](#) [in](#) [Share](#)



Strategies for OPC Paste Carbonation

IMPACT FACTOR
3.9

CITISCORE
5.8

Journal Menu

- [Sustainability Home](#)
- [Aims & Scope](#)
- [Editorial Board](#)
- [Reviewer Board](#)
- [Topical Advisory Panel](#)
- [Instructions for Authors](#)
- [Special Issues](#)
- [Topics](#)
- [Sections & Collections](#)
- [Article Processing Charge](#)
- [Indexing & Archiving](#)
- [Editor's Choice Articles](#)
- [Most Cited & Viewed](#)
- [Journal Statistics](#)
- [Journal History](#)
- [Journal Awards](#)
- [Society Collaborations](#)
- [Conferences](#)
- [Editorial Office](#)

Sustainability

Sustainability is an international, peer-reviewed, open-access journal on environmental, cultural, economic, and social sustainability of human beings, published semimonthly online by MDPI.

The Canadian Urban Transit Research & Innovation Consortium (CUTRIC), International Council for Research and Innovation in Building and Construction (ICIB) and Urban Land Institute (ULI) are affiliated with Sustainability and their members receive discounts on the article processing charges.

- **Open Access** — free for readers, with article processing charges (APC) paid by authors or their institutions.
- **High Visibility:** indexed within Scopus, SCiB and SSCI (Web of Science), GEOBASE, Geotitles, Inspec, ADIS, Inspec, Inspec, CAI'bus / Schmidt, and other databases.
- **Journal Rank:** JCR - Q2 (Environmental Studies) / CiteScore - Q1 (Geography, Planning and Development)
- **Rapid Publication:** manuscripts are peer-reviewed and a final decision is provided to authors approximately 18.5 days after submission; acceptance to publication is undertaken in 3.8 days (median values for papers published in this journal in the second half of 2023).
- **Recognition of Reviewers:** reviewers who provide timely, thorough peer-review reports receive vouchers entitling them to a discount on the APC of their next publication in any MDPI journal, in appreciation of the work done.
- **Testimonials:** See what our editors and authors say about Sustainability.
- **Companion journals for Sustainability include:** World, Sustainable Chemistry, Conservation, Future Transportation, Architecture, Standards, Metals and Wind.

Impact factor: 3.9 (2022); 5-Year Impact Factor: 4.0 (2022)

[Imprint Information](#) [Journal Flyer](#) [Open Access](#) ISSN: 2071-1050

Latest Articles

Open Access
Article

21 pages, 2309 KB [📄](#)

Effect of Inoculum Pretreatment and Substrate/Inoculum Ratio on Acidogenic Fermentation of Chemically Enhanced Primary Treatment Sludge

by Lu Tian, Lei Pan and Lin Wang
Sustainability 2024, 16(8), 3347; <https://doi.org/10.3390/su16083347> (registering DOI) - 16 Apr 2024

Abstract Inoculum pretreatment and substrate/inoculum ratio (SIR) are essential factors affecting the acidogenic fermentation of chemically enhanced primary treatment (CEPT) sludge. To determine the optimal inoculum conditions, the influence of inoculum pretreatment and SIR on the production of volatile fatty acids (VFAs) was investigated [...] [Read more](#).

(This article belongs to the Section Waste and Recycling)

[Show Figure](#)

Open Access
Article

25 pages, 3031 KB [📄](#)

Enhancing Green University Practices through Effective Waste Management Strategies

by Julalak Throphaek, Rapeepat Techarungruangpakul, Maitheew Khotdee, Sittawat Thuangchon, Rabuda Ngamwet, Nara Prawanichum, Gurisa Sranpheng and

Journal Browser

▶ forthcoming issue

▶ current issue

Vol. 16 (2024)	Vol. 8 (2018)
Vol. 15 (2023)	Vol. 7 (2015)
Vol. 14 (2022)	Vol. 6 (2014)
Vol. 13 (2021)	Vol. 5 (2013)
Vol. 12 (2020)	Vol. 4 (2012)
Vol. 11 (2019)	Vol. 3 (2011)
Vol. 10 (2018)	Vol. 2 (2010)
Vol. 9 (2017)	Vol. 1 (2009)

Affiliated Society:



Highly Accessed Articles

Article

The Changing ecology of a High Himalayan Valley: Challenges to the Sustainable Development of the

E-Mail Alert

Add your e-mail address to receive forthcoming issues of this journal:

News

11 April 2024
Meet Us at the 32nd European Biomass Conference and Exhibition (EUBCE 2024), 24-27 June 2024, Marseille, France



8 April 2024
Meet Us at the 9th Youth Geoscience Forum, 17-20 May 2024, Xiamen, China



2 April 2024
Meet Us at the ICU General Assembly 2024, 14-19 April 2024, Vienna, Austria



[More News & Announcements...](#)

Topics

Topic in **Energies, Fluids, JMSE, Sustainability, Water**
Advances in Environmental Hydraulics
Topic Editors: Helena M. Ramos, Juan Antonio Rodriguez Diaz, Jorge Matos
Deadline: 30 April 2024

Topic in **Buildings, Infrastructures, Materials, Smart Cities, Sustainability**
Smart Material and Smart Construction Technologies for Urban Development
Topic Editors: Sabina Nave, Kate Nguyen
Deadline: 14 May 2024

Article

Quality of Work Life as a Precursor to Work–Life Balance: Collegiality and Job Security as Moderators and Job Satisfaction as a Mediator

 Samuel Jayaraman ¹, Hesil Jerda George ², Mariadoss Siluvaimuthu ³ and Satyanarayana Parayitam ^{4,*}
¹ Loyola College (Autonomous), Chennai 600034, India; sarcsamj@gmail.com

² Holy Cross College (Autonomous), Manonmaniam Sundaranar University, Tirunelveli 627012, India

³ St. Xaviers College (Autonomous), Manonmaniam Sundaranar University, Tirunelveli 627012, India; mdoss87@gmail.com

⁴ Charlton College of Business, University of Massachusetts Dartmouth, North Dartmouth, MA 02747, USA

* Correspondence: sparayitam@umassd.edu

Abstract: The current study investigates the relationship between quality of work life (QWL) and work–life balance (WLB) among construction workers in a developing country, India. A multi-layered conceptual model involving collegiality and job security as moderators in the relationships were developed. A survey instrument was used, and data were collected from 592 construction workers from southern India. After checking the psychometric properties of the measures using LISREL 9.30 software for covariance-based structural equation modeling (CB-SEM), a structural model was analyzed using Hayes’s PROCESS macros. The findings indicate the following: (i) QWL is positively associated with (a) WLB and (b) job satisfaction; (ii) job satisfaction positively predicts QWL; and (iii) job satisfaction mediates the relationship between QWL and WLB. The results also support the following: (i) work environment (second moderator) moderates the moderated relationship between QWL and collegiality (first moderator) in influencing job satisfaction; and (ii) work hours (second moderator) moderates the moderated relationship between job satisfaction and job security (first moderator) to influence WLB. The first three-way interaction between QWL, collegiality, and work environment and the second three-way interaction between job satisfaction, job security, and work hours have been investigated for the first time concerning construction workers in a developing country context and make a novel contribution to the advancement of literature on QWL and WLB. Further, this study contributes to the socio-economic well-being of workers and contributes to the sustainable working environment. The implications for theory and practice are discussed.

Citation: Jayaraman, S.; George, H.J.; Siluvaimuthu, M.; Parayitam, S. Quality of Work Life as a Precursor to Work Life Balance: Collegiality and Job Security as Moderators and Job Satisfaction as a Mediator. *Sustainability* **2023**, *15*, 9936. <https://doi.org/10.3390/su15139936>

Academic Editor: Hyo Sun Jung

Received: 27 May 2023

Revised: 13 June 2023

Accepted: 20 June 2023

Published: 21 June 2023

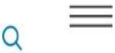


Copyright: © 2023 by the authors. Licensee MDPI, Basel, Switzerland. This article is an open access article distributed under the terms and conditions of the Creative Commons Attribution (CC BY) license (<https://creativecommons.org/licenses/by/4.0/>).

Keywords: quality of work life; work–life balance; job satisfaction; job security; collegiality; work environment; work hours; moderated-mediation; construction workers; India

1. Introduction

During the past three decades, scholars in organizational behavior and human resource management have focused on two fundamental constructs: quality of work life (QWL) and work–life balance (WLB) [1–9]. A recently-hit global pandemic has significantly influenced the QWL of employees because of frequent lockdowns, social distancing, work-from-home or remote working, increased stress, and burnout when dealing with the unprecedented changes in work [10–13]. As a result, employees struggle to balance challenging work demands and personal priorities, resulting in a work–life imbalance [1,14]. Realizing the importance of maintaining WLB, earlier scholars have suggested



Source details

RAUSP Management Journal

Open Access ⓘ

Scopus coverage years: from 2018 to Present

Publisher: Emerald Publishing

E-ISSN: 2531-0488

Subject area: Social Sciences: Education Business, Management and Accounting: General Business, Management and Accounting

Source type: Journal

CiteScore 2022
4.3 ⓘ

SJR 2022
0.598 ⓘ

SNIP 2022
1.275 ⓘ

- [View all documents >](#)
- [Set document alert](#)
- [Save to source list](#)

[CiteScore](#) [CiteScore rank & trend](#) [Scopus content coverage](#)

i Improved CiteScore methodology ✕

CiteScore 2022 counts the citations received in 2019-2022 to articles, reviews, conference papers, book chapters and data papers published in 2019-2022, and divides this by the number of publications published in 2019-2022. [Learn more >](#)

CiteScore 2022 ▼

$$4.3 = \frac{495 \text{ Citations 2019 - 2022}}{115 \text{ Documents 2019 - 2022}}$$

Calculated on 05 May, 2023

CiteScoreTracker 2023 ⓘ

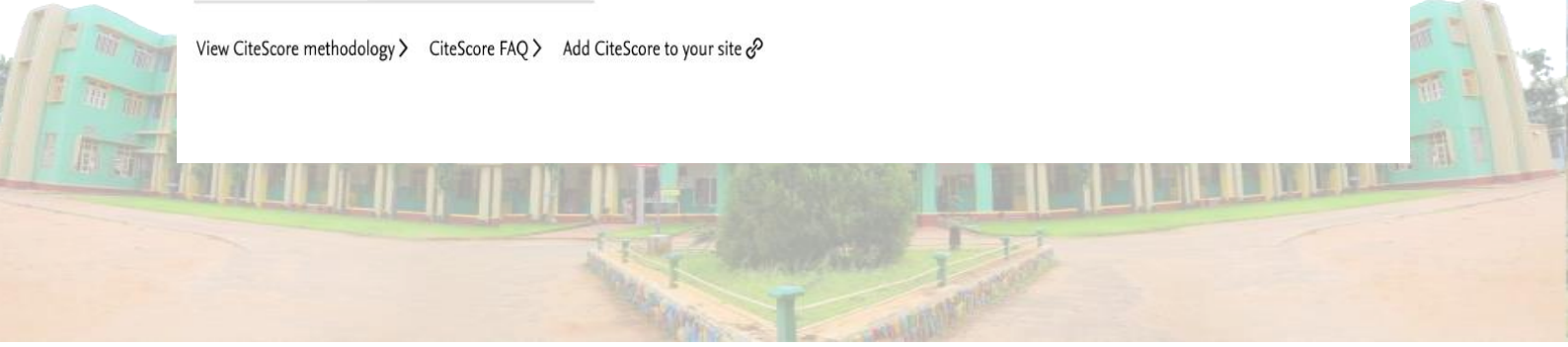
$$3.3 = \frac{322 \text{ Citations to date}}{97 \text{ Documents to date}}$$

Last updated on 05 April, 2024 • Updated monthly

CiteScore rank 2022 ⓘ

Category	Rank	Percentile
Social Sciences		
└ Education	#281/1469	80th
Business, Management and Accounting		
└ General Business, Management and Accounting	#65/214	69th

[View CiteScore methodology >](#) [CiteScore FAQ >](#) [Add CiteScore to your site ↗](#)



NEW The power of the Web of Science™ on your mobile device, wherever inspiration strikes. Dismiss Learn More

Already have a manuscript? Use our Manuscript Matcher to find the best relevant journals! Find a Match

Filters Clear All Web of Science Coverage Open Access Category Country / Region Language Frequency Journal Citation Reports

Refine Your Search Results

RAUSP Management Journal Search Sort By: Relevancy

Search Results

Found 1,108 results (Page 1) Share These Results

Exact Match Found

RAUSP MANAGEMENT JOURNAL OPEN ACCESS Publisher: EMERALD GROUP PUBLISHING LTD, Floor 5, Northspring 21-23 Wellington Street, Leeds, England, W YORKSHIRE, LS1 4DL ISSN / eISSN: 2531-0488 Web of Science Core Collection: Emerging Sources Citation Index Share This Journal View profile page * Requires free login.

Home > Find a journal > RAUSP Management Journal

RAUSP Management Journal

[Submit your paper](#)

[Table of contents](#)

- [Author guidelines](#) 
- [Editorial team](#) 
- [Indexing & metrics](#) 
- [Calls for papers & news](#) 

RAUSP Management Journal is an academic, peer-reviewed journal publishing research on all aspects of management. Published open access by Emerald on behalf of the University of Sao Paulo (USP).

ISSN: 2531-0488
eISSN: 2531-0488



This journal is open access



Aims and scope

RAUSP Management Journal is a quarterly publication owned by the Business Administration department of the University of Sao Paulo (Brazil).

The journal covers all fields of management, including:

- Entrepreneurship
- Education, strategy and business economics
- Corporate governance
- Finance and accounting
- Environmental management
- Public management
- Technology management

 [UPDATE PRIVACY SETTINGS](#)

We are using cookies to give you the best experience on our website, but you



The current issue and full text archive of this journal is available on Emerald Insight at:
<https://www.emerald.com/insight/2531-0488.htm>

RAUSP
58,4

286

Received 13 January 2023
 Revised 9 May 2023
 17 August 2023
 27 August 2023
 14 September 2023
 Accepted 15 September 2023

The relationship between green packaging awareness, initiatives, and behavior: an exploratory study on India rural population

Hesil Jerda George and Sahayaselvi Susainathan
*Department of Commerce, Holy Cross College (Autonomous), Nagercoil,
 Manonmaniam Sundaranar University – MSU, Tirunelveli, India, and*

Satyanarayana Parayitam
*Department of Management and Marketing, Charlton College of Business,
 University of Massachusetts Dartmouth, North Dartmouth,
 Massachusetts, USA*

Abstract

Purpose – This study aims to investigate the antecedents and consequences of green packaging behavior (GPB). A conceptual model has been developed wherein green packaging awareness (GPA) and green packaging initiatives (GPI) are precursors of GPB, and environmental concern and availability of various green packaging alternatives are moderators. The outcomes of GPB in terms of environmental and personal benefits are examined.

Design/methodology/approach – Unlike most papers focusing on green packaging from a marketing perspective, this study explores the behavior of rural households from 47 villages in southern India. A carefully crafted survey instrument was developed, and data were collected from 395 respondents. After checking the instrument's psychometric properties, the results were analyzed using Hayes's PROCESS macros.

Findings – The results indicate that GPA and GPI are positively associated with GPB, GPA predicts GPI, and GPI mediates the relationship between GPA and GPB. Furthermore, findings suggest that environmental concern moderates the relationship between GPI and GPB, and the three-way interaction between the availability of green packaging (second moderator), environmental concern (first moderator), and GPI influences the GPB. Moreover, the outcomes of GPB in terms of environmental and personal benefits are established.

Research limitations/implications – This research has several theoretical implications. It documents that individual awareness of green packaging is a precursor to GPB. This study focused on the rural population from a developing country (India) and hence may suffer from a lack of generalizability across developed nations. However, the results could be generalizable across other developing nations worldwide.

Practical implications – This study motivates individuals to engage in proenvironmental behavior. Moreover, it highlights the importance of GPB in deriving environmental and personal benefits. It is also



RAUSP Management Journal
 Vol. 58 No. 4, 2023
 pp. 286-317
 Emerald Publishing Limited
 2531-0488
 DOI 10.1108/RAUSP-11-2022-0240

© Hesil Jerda George, Sahayaselvi Susainathan and Satyanarayana Parayitam. Published in *RAUSP Management Journal*. Published by Emerald Publishing Limited. This article is published under the Creative Commons Attribution (CC BY 4.0) licence. Anyone may reproduce, distribute, translate and create derivative works of this article (for both commercial and non-commercial purposes), subject to full attribution to the original publication and authors. The full terms of this licence may be seen at <http://creativecommons.org/licenses/by/4.0/legalcode>

The authors want to thank the coeditor, Professor Kavita Miadaira Hamza, the Associate Editor, Professor Marina Suter and the anonymous reviewers for their constructive suggestions to the earlier versions of the manuscript.





Source details

Journal of Environment and Development

Scopus coverage years: from 1992 to Present

Publisher: SAGE

ISSN: 1070-4965 E-ISSN: 1552-5465

Subject area: Social Sciences: Development Social Sciences: Geography, Planning and Development
Environmental Science: Management, Monitoring, Policy and Law

Source type: Journal

CiteScore 2022 ⓘ
5.2

SJR 2022 ⓘ
1.017

SNIP 2022 ⓘ
0.973

- [View all documents >](#)
- [Set document alert](#)
- [Save to source list](#)

[CiteScore](#) [CiteScore rank & trend](#) [Scopus content coverage](#)

i Improved CiteScore methodology ✕
CiteScore 2022 counts the citations received in 2019-2022 to articles, reviews, conference papers, book chapters and data papers published in 2019-2022, and divides this by the number of publications published in 2019-2022. [Learn more >](#)

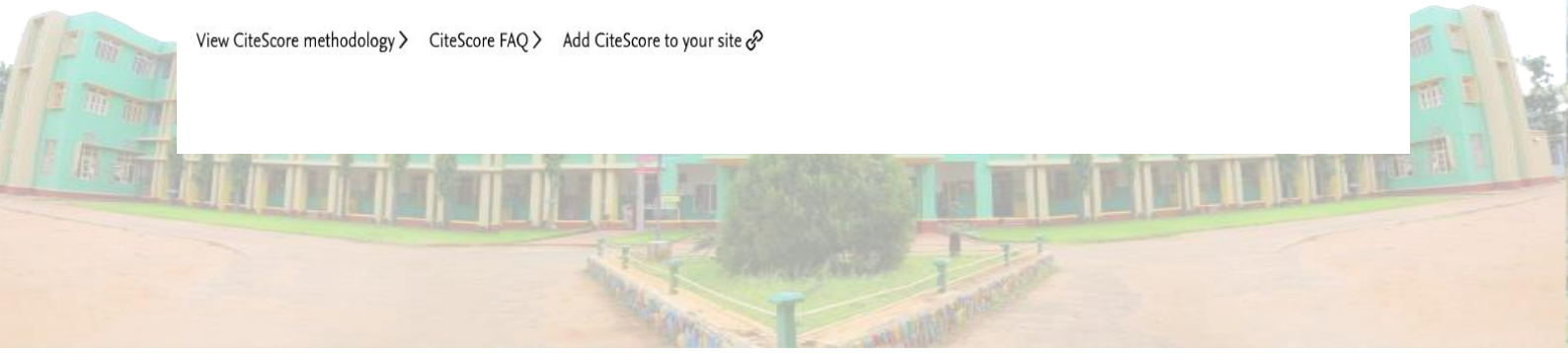
CiteScore 2022 ▼
5.2 = $\frac{336 \text{ Citations 2019 - 2022}}{65 \text{ Documents 2019 - 2022}}$
Calculated on 05 May, 2023

CiteScoreTracker 2023 ⓘ
5.2 = $\frac{357 \text{ Citations to date}}{69 \text{ Documents to date}}$
Last updated on 05 April, 2024 • Updated monthly

CiteScore rank 2022 ⓘ


Category	Rank	Percentile
Social Sciences		
Development	#41/298	86th
Social Sciences		
Geography, Planning and Development	#122/779	84th
Environmental		

- [View CiteScore methodology >](#)
- [CiteScore FAQ >](#)
- [Add CiteScore to your site](#)



Clarivate Products

Master Journal List Search Journals Match Manuscript Downloads Help C

 The power of the Web of Science™ on your mobile device, wherever inspiration strikes. Dismiss Learn More

Already have a manuscript?

Use our Manuscript Matcher to find the best relevant journals!

[Find a Match](#)

Refine Your Search Results

JOURNAL OF ENVIRONMENT & DEVELOPMENT [Search](#)

Sort By: Relevancy

Filters [Clear All](#)

- Web of Science Coverage
- Open Access
- Category
- Country / Region
- Language
- Frequency
- Journal Citation Reports

Search Results

Found 1,092 results (Page 1) [Share These Results](#)

Exact Match Found

JOURNAL OF ENVIRONMENT & DEVELOPMENT

Publisher: SAGE PUBLICATIONS INC , 2455 TELLER RD, THOUSAND OAKS, USA, CA, 91320

ISSN / eISSN: 1070-4965 / 1552-5465

Web of Science Core Collection: Social Sciences Citation Index

Additional Web of Science Indexes: Current Contents Social And Behavioral Sciences | Essential Science Indicators

[Share This Journal](#) [View profile page](#)

* Requires free login.



The Journal of Environment & Development

Impact Factor: **3.2** / 5-Year Impact Factor: **3.2** JOURNAL HOMEPAGE SUBMIT PAPER



The Journal of Environment & Development (JED), peer-reviewed and published quarterly, seeks to further research and debate on the nexus of environment and development issues at the local, national, regional, and international levels. JED provides a forum that bridges the parallel debates among policy makers, attorneys, academics, ... | [View full journal description](#)
This journal is a member of the [Committee on Publication Ethics \(COPE\)](#).

- Browse journal**
- [Current issue](#)
 - [OnlineFirst](#)
 - [All issues](#)
 - [Free sample](#)

Browse by

- [Most recent](#) | [Most read](#) | [Most cited](#) | [Trending](#) | [Videos](#) | [Podcasts](#)

Articles most recently published online for this journal.

Restricted access | Research article | First published Apr 5, 2024
[Determinants of Visitors' Willingness to Pay for Enhanced Ecosystem Services in Mudumalai Tiger Reserve, Tamil Nadu, India: A Contingent Valuation Approach](#)
 Rajkumar V , Bonpathi S

Restricted access | Research article | First published Apr 3, 2024
[Slaying the Toothless Tiger: Social Equity as the Legal Element of the Blue Economy](#)
 Marcus J. Schweinberg, Andreas Raspatik

Restricted access | Research article | First published Mar 13, 2024
[Do ESG and Diversity Scores Predict Global Firms' Environmental Innovation?](#)
 Mehmet Bahri Saydam, Victor Oluwalemi Olorunsola, Hasan Evrim Arici , Mehmet Ali Koseoglu

Restricted access | Research article | First published Mar 12, 2024
[Could Environmental Regulations Reduce Energy Consumption: Evidence From China's Implementation of an Environmental Pollution Tax](#)
 Liang Yuan

- Journal information**
- [journal description](#)
 - [Aims and scope](#)
 - [Editorial board](#)
 - [Submission guidelines](#)
 - [Journal indexing and metrics](#)
 - [Reprints](#)
 - [journal permissions](#)
 - [Subscribe](#)
 - [Recommend to library](#)
 - [Advertising and promotion](#)



Sage Journal Reviewer Gateway
Resources for peer reviewers

Find out more >>

- Keep up to date**
- Facebook
 - Twitter
 - LinkedIn
 - YouTube
 - RSS feed





Article

Green Packaging as a Precursor to Sustainable Environment: Evidence From Rural India

The Journal of Environment & Development
 2023, Vol. 32(4) 466–494
 © The Author(s) 2023
 Article reuse guidelines:
sagepub.com/journals-permissions
 DOI: 10.1177/10704965231211587
journals.sagepub.com/home/jed
 Sage

Hesil Jerda George¹,
 Sahayaselvi Susainathan¹,
 Saromi Newton¹,
 Rosario Florence Kennedy¹,
 Anusha Mini Selvan¹, and
 Satyanarayana Parayitam²

Abstract

This research aims to investigate the effect of green packaging on a sustainable environment. A double-layered complex conceptual model was developed, and the relationships between green packaging awareness (GPA), green packaging behavior (GPB), and environmental benefits were tested. A carefully crafted survey instrument was used in collecting data from 389 respondents from 41 villages in southern India. After checking the psychometric properties of the survey instrument using the LISREL package of structural equation modeling (SEM), the hypothesized relationships were tested using Hayes's PROCESS macros. The results indicate (i) GPA and GPB are positively associated with environmental benefits and (ii) GPB mediates the relationship between GPA and environmental benefits. The findings also support the three-way interaction between GPA, green packaging initiatives (GPI), and environmental concern in enhancing GPB. The double-layered moderation tested in this research adds to the novelty of the study, thus making a unique contribution to the burgeoning literature on sustainability.

¹Department of Commerce, Holy Cross College (Autonomous), Nagercoil, Affiliated to Manonmaniam Sundaranar University, Tirunelveli, Tamil Nadu, India

²Department of Management and Marketing, Charlton College of Business, University of Massachusetts Dartmouth, North Dartmouth, MA, USA

Corresponding Author:

Satyanarayana Parayitam, Department of Management and Marketing, Charlton College of Business, University of Massachusetts Dartmouth, 285 Old Westport Road, North Dartmouth, MA 02747, USA.
 Email: sparayitam@umassd.edu

