



Holy Cross College (Autonomous) Nagercoil – 629 004

Affiliated to Manonmaniam Sundaranar University, Tirunelveli
Nationally Accredited with A+ Grade (CGPA 3.35) by NAAC IV Cycle
An ISO 9001:2015 Certified Institution

SSR
2019-2020
to
2023-2024

3.4.5 Bibliometrics of the Publications during the last five years based on average Citation Index in Scopus/ Web of Science



Scopus Preview



Source details

Journal of the Indonesian Mathematical Society

Scopus coverage years: from 2019 to Present

Publisher: The Indonesian Mathematical Society

ISSN: 2086-8952 E-ISSN: 2460-0245

Subject area: Mathematics: General Mathematics

Source type: Journal

[View all documents >](#)

[Set document alert](#)

[Save to source list](#) [Source Homepage](#)

CiteScore 2022
0.8



SJR 2022
0.231



SNIP 2022
0.539



[CiteScore](#) [CiteScore rank & trend](#) [Scopus content coverage](#)

i Improved CiteScore methodology

CiteScore 2022 counts the citations received in 2019-2022 to articles, reviews, conference papers, book chapters and data papers published in 2019-2022, and divides this by the number of publications published in 2019-2022. [Learn more >](#)

CiteScore 2022 ▼

0.8 = $\frac{81 \text{ Citations 2019 - 2022}}{100 \text{ Documents 2019 - 2022}}$

Calculated on 05 May, 2023

CiteScoreTracker 2023 ⓘ

0.6 = $\frac{63 \text{ Citations to date}}{97 \text{ Documents to date}}$

Last updated on 08 November, 2023 • Updated monthly

CiteScore rank 2022 ⓘ

Category	Rank	Percentile
Mathematics		
General Mathematics	#300/387	22nd

[View CiteScore methodology >](#) [CiteScore FAQ >](#) [Add CiteScore to your site](#)



Already have a manuscript?

Use our Manuscript Matcher to find the best relevant journals!

[Find a Match](#)

Filters

[Clear All](#)

Web of Science Coverage

Open Access 

Category

Country / Region

Language

Frequency

Journal Citation Reports

Refine Your Search Results

Journal of the Indonesian Mathematical S

[Search](#)

Sort By: Relevancy

Search Results

Found 2,057 results (Page 1)

[Share These Results](#)

Exact Match Found

JOURNAL OF THE INDONESIAN MATHEMATICAL SOCIETY

Publisher: **INDONESIAN MATHEMATICAL SOC ,
DEPT MATHEMATICS, INST
TEKNOLOGI BANDUNG, BANDUNG,
INDONESIA, 40132**

ISSN / eISSN: **2086-8952**

Web of Science Core Collection: **Emerging Sources Citation Index**

[Share This Journal](#)

[View profile page](#)

** Requires free login.*

Other Possible Matches

BULLETIN OF THE AMERICAN MATHEMATICAL SOCIETY

Publisher: **AMER MATHEMATICAL SOC , 201
CHARLES ST, PROVIDENCE, USA, RI,
02940-2213**

ISSN / eISSN: **0273-0979 / 1088-9485**

Web of Science Core Collection: **Science Citation Index Expanded**



Journal of the Indonesian Mathematical Society (JIMS) :

Journal of the Indonesian Mathematical Society (JIMS) is a publication of the Indonesian Mathematical Society (IndoMS). It publishes original research contributions of broad interest on hot topics, from distinguished mathematicians from across the world. The Journal provides a platform for present research in most areas of mathematics.



Journal Description

Journal title : Journal of The Indonesian Mathematical Society

Initials : JIMS

Abbreviation : J. Indones. Math. Soc.

Frequency : 3 issues per year (March, July, and November)

DOI prefix : 10.22342 (<https://search.crossref.org/?q=2086-8952>) by Crossref

ISSN : 2086-8952 (<http://u.lipi.go.id/1274193789>) (p) | 2460-0245 (<http://u.lipi.go.id/1432110804>) (e)

Editor-in-chief : Indah Emilia Wijayanti (<https://www.scopus.com/authid/detail.uri?authorId=16053675900>)

Executive Editor : Fajar Adi Kusumo (<https://www.scopus.com/authid/detail.uri?authorId=24480624100>)

Managing Editor : Hazrul Iswadi (<https://www.scopus.com/authid/detail.uri?authorId=57050754900>)

Journal Rank : CiteScore (<https://www.scopus.com/sourceid/21101064980>) - Q4 (*General Mathematics*) & JCI (https://mjl.clarivate.com/search-results?issn=2086-8952&hide_exact_match_fl=true&utm_source=mjl&utm_medium=share-by-link&utm_campaign=journal-profile-share-this-journal) - Q4 (*Mathematics*)

Publishing Model : Open Access, Author(s) Pay (<http://jims-a.org/index.php/jimsa/apc>)

Publisher : The Indonesian Mathematical Society (<https://indoms.id/en/home/>)



(<http://sinta2.ristekdikti.go.id/journals/detail?id=3739>)

(<https://www.scopus.com/sourceid/21101064980?origin=resultslist>)



(<http://mjl.clarivate.com/cgi-bin/jmlst/jresults.cgi?PC=MASTER&ISSN=2086-8952>)



(<https://zbmath.org/journals/?s=0&q=journal+of+the+indones>)



(<https://scholar.google.co.id/citations?hl=id&btnA=1&authorId=15123057491121882332&authuser=2&user=1xyTLUAAAAJ>)

MAKE SUBMISSION

(<https://jims-a.org/index.php/jimsa/about/submissions>)

Article Template



(<https://drive.google.com/file/d/1XFfn39uKjkSUJ2TVvotGgge8PSkCSFVbc/view?usp=sharing>)

Focus & scopes

(<https://jims-a.org/index.php/jimsa/FS>)

Withdrawal of Manuscripts

(<https://jims-a.org/index.php/jimsa/WoM>)

Peer Review Process

(<https://jims-a.org/index.php/jimsa/PRP>)

Publication Frequency

(<https://jims-a.org/index.php/jimsa/PF>)

Open Access Policy

(<https://jims-a.org/index.php/jimsa/OAP>)

Editorial Team

(<https://jims-a.org/index.php/jimsa/about/editorialTeam>)



k -PRODUCT CORDIAL BEHAVIOUR OF UNION OF GRAPHS

K. JEYA DAISY¹, R. SANTRIN SABIBHA², P. JEYANTHI³,
AND MAGED Z. YOUSSEF^{4,5}

¹Department of Mathematics, Holy Cross College, Nagercoil, Tamilnadu, India, jeyadaisy@yahoo.com

²Manonmaniam Sundaranar University, Tirunelveli, Tamilnadu, India, sanithazhi@gmail.com

³ Research Centre, Department of Mathematics, Govindammal Aditanar College for Women, Tiruchendur 628215, Tamilnadu, India, jeyajeyanthi@rediffmail.com

⁴Department of Mathematics, Ain Shams University, Abbassia, Cairo, Egypt

⁵Department of Mathematics and Statistics, College of Science, Imam Mohammad Ibn Saud Islamic University, Riyadh 11623, Saudi Arabia, mzyoussef11566@yahoo.com

Abstract. Let f be a map from $V(G)$ to $\{0, 1, \dots, k-1\}$ where k is an integer, $1 \leq k \leq |V(G)|$. For each edge uv assign the label $f(u)f(v)(\text{mod } k)$. f is called a k -product cordial labeling if $|v_f(i) - v_f(j)| \leq 1$, and $|e_f(i) - e_f(j)| \leq 1$, $i, j \in \{0, 1, \dots, k-1\}$, where $v_f(x)$ and $e_f(x)$ denote the number of vertices and edges respectively labeled with x ($x = 0, 1, \dots, k-1$). In this paper, we investigate the k -product cordial behaviour of union of graphs.

Key words and Phrases: cordial labeling, product cordial labeling, k -product cordial labeling

1. INTRODUCTION

While studying graph theory, one that has gained a lot of popularity during the last 60 years is the concept of labelings of graphs due to its wide range of applications. Labeling is a function that allocates the elements of a graph to real numbers, usually positive integers. In 1967, Rosa [10] published a pioneering paper on graph labeling problems. Thereafter, many types of graph labeling techniques have been studied by several authors. Gallian [2] in his survey beautifully classified them into graceful labeling and harmonious labelings, variations of graceful

2020 Mathematics Subject Classification: 05C78

Received: 07-07-2021, accepted: 05-03-2022.





Source details

South East Asian Journal of Mathematics and Mathematical Sciences

Scopus coverage years: from 2019 to Present

Publisher: Ramanujan Society of Mathematics and Mathematical Sciences

ISSN: 0972-7752 E-ISSN: 2582-0850

Subject area: [Mathematics: Algebra and Number Theory](#) [Mathematics: Applied Mathematics](#) [Mathematics: Analysis](#)
[Mathematics: Discrete Mathematics and Combinatorics](#) [Mathematics: Computational Mathematics](#)

Source type: Journal

CiteScore 2022 ⓘ
0.2

SJR 2022 ⓘ
0.133

SNIP 2022 ⓘ
0.152

[View all documents >](#) [Set document alert](#) [Save to source list](#) [Source Homepage](#)

[CiteScore](#) [CiteScore rank & trend](#) [Scopus content coverage](#)

i Improved CiteScore methodology ✕

CiteScore 2022 counts the citations received in 2019-2022 to articles, reviews, conference papers, book chapters and data papers published in 2019-2022, and divides this by the number of publications published in 2019-2022. [Learn more >](#)

CiteScore 2022 ▼

0.2 = $\frac{64 \text{ Citations 2019 - 2022}}{340 \text{ Documents 2019 - 2022}}$

Calculated on 05 May, 2023

CiteScoreTracker 2023 ⓘ

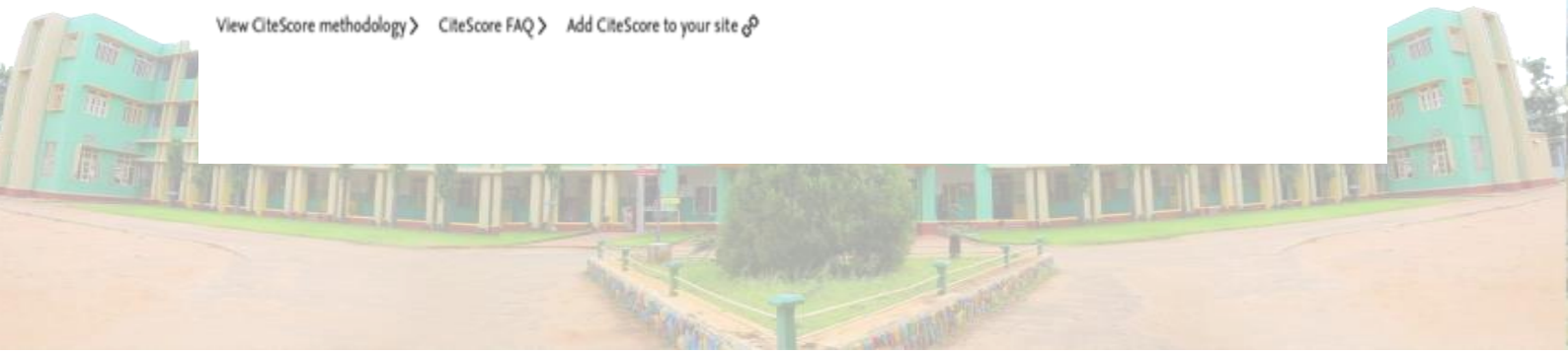
0.3 = $\frac{112 \text{ Citations to date}}{365 \text{ Documents to date}}$

Last updated on 08 November, 2023 • Updated monthly

CiteScore rank 2022 ⓘ

Category	Rank	Percentile
Mathematics		
Algebra and Number Theory	#114/117	2nd
Mathematics		
Applied Mathematics	#597/609	2nd
Mathematics		
Analysis	#184/187	1st

[View CiteScore methodology >](#) [CiteScore FAQ >](#) [Add CiteScore to your site](#)



Back to nsmams.org Feedback Contact Us

 **South East Asian Journal of Mathematics and Mathematical Sciences**
PRINT ISSN : 0972-7752 ONLINE ISSN : 2582-0850

[HOME](#) [ARTICLES](#) [EDITORIAL BOARD](#) [SUBMIT A PAPER](#) [GUIDELINES](#) [CALL FOR PAPERS](#) [FOR AUTHORS](#)
[POLICY](#) [CONTACT US](#)

South East Asian Journal of Mathematics and Mathematical Sciences > home

HOME



It is an internationally reputed Research Journal South East Asian Journal of Mathematics and Mathematical Sciences published by the Ramanujan Society of Mathematics and Mathematical Sciences. The Journal is Indexed in Scopus. It may be noted all Scopus Indexed journals are part of UGC-CARE list Group II.

For authors willing to submit papers:
Check the [Call for Papers](#) for details regarding submission.
Please read the [Guidelines](#) carefully before you submit.
[Submit your Paper](#) following the regulatory Guidelines.

Details of Publication

The Journal is published one volume of three numbers of issue in each year.

Subscription rates: [Subscription Rates PDF file](#)
[Contact Us](#) if you are interested in the subscription of this publication.

News & Events


Submission method of article through new website of journal

National Council for Science & Technology Communication (RASHTRIYA VIGYAN EVAM PRODYOGIJI SANCHAR PARISHAD) Department of Science and Technology sponsored workshop during November 15-19, 2023

Published issue of Journal of Ramanujan Society of Mathematics and Mathematical

Copyright 2014 Powered by Ramanujan Society of Mathematics and Mathematical Sciences. All Rights Reserved.
Design By : Hyper Net Solutions

Total View : Visitor Counter



South East Asian J. of Mathematics and Mathematical Sciences
Vol. 18, No. 1 (2022), pp. 397-408

ISSN (Online): 2582-0850

ISSN (Print): 0972-7752

THE CHROMATIC DETOUR NUMBER OF A GRAPH

R. Suganya and V. Sujin Flower

Department of Mathematics,
Holy Cross College (Autonomous),
Nagercoil - 629004, Tamil Nadu, INDIA

E-mail : suganya.maths34@gmail.com, sujinflower@gmail.com

(Received: May 18, 2021 Accepted: Apr. 14, 2022 Published: Apr. 30, 2022)

Abstract: A set $S \subseteq V(G)$ is called a chromatic detour set of G if S is both a chromatic set and a detour set of G . The minimum cardinality of a chromatic detour set of G is called a chromatic detour number of G and is denoted by $\chi_{dn}(G)$. Some of its general properties are studied. Connected graphs of order $n \geq 2$ with chromatic detour number n or $n - 1$ are characterized. It is shown that for every positive integer a and b with $2 \leq a < b$, there exists a connected graph G such that $dn(G) = a$ and $\chi_{dn}(G) = b$. It is also shown that for every positive integers a and b with $2 \leq a \leq b$, there exists a connected graph G such that $\chi(G) = a$ and $\chi_{dn}(G) = b$.

Keywords and Phrases: Chromatic detour number, chromatic number, detour number.

2020 Mathematics Subject Classification: 05C12, 05C15.

1. Introduction

Throughout this paper all graphs are simple. Let $G = (V, E)$ be a graph with $V(G)$ is the vertex set of G and $E(G)$ is the edge set of G . For basic graph theoretic terminology, we refer to [2]. In a connected graph G , for any two vertices $u, v \in V(G)$, let $d_G(u, v)$ denote the length of the shortest path between u and v in G . The *diameter* of graph is the maximum distance between the pair of vertices of G . The *subgraph induced* by a set S of vertices of a graph G is denoted by $G[S]$ with $V(G[S]) = S$ and $E(G[S]) = \{uv \in E(G) : u, v \in S\}$. A set $S \subset V$ is called



Source details

Journal of the Indonesian Mathematical Society

Scopus coverage years: from 2019 to Present

Publisher: The Indonesian Mathematical Society

ISSN: 2086-8952 E-ISSN: 2460-0245

Subject area: Mathematics: General Mathematics

Source type: Journal

[View all documents >](#)

[Set document alert](#)

[Save to source list](#) [Source Homepage](#)

CiteScore 2022 ⓘ
0.8

SJR 2022 ⓘ
0.231

SNIP 2022 ⓘ
0.539

[CiteScore](#) [CiteScore rank & trend](#) [Scopus content coverage](#)

i Improved CiteScore methodology ✕

CiteScore 2022 counts the citations received in 2019-2022 to articles, reviews, conference papers, book chapters and data papers published in 2019-2022, and divides this by the number of publications published in 2019-2022. [Learn more >](#)

CiteScore 2022 ▼

0.8 = $\frac{81 \text{ Citations 2019 - 2022}}{100 \text{ Documents 2019 - 2022}}$

Calculated on 05 May, 2023

CiteScoreTracker 2023 ⓘ

0.6 = $\frac{63 \text{ Citations to date}}{97 \text{ Documents to date}}$

Last updated on 08 November, 2023 • Updated monthly

CiteScore rank 2022 ⓘ

Category	Rank	Percentile
Mathematics		
└ General Mathematics	#300/387	22nd

[View CiteScore methodology >](#) [CiteScore FAQ >](#) [Add CiteScore to your site 🌐](#)



Already have a manuscript?

Use our Manuscript Matcher to find the best relevant journals!

Find a Match

Filters

Clear All

Web of Science Coverage

Open Access

Category

Country / Region

Language

Frequency

Journal Citation Reports

Refine Your Search Results

Journal of the Indonesian Mathematical S

Search

Sort By: Relevancy

Search Results

Found 2,057 results (Page 1)

Share These Results

Exact Match Found

JOURNAL OF THE INDONESIAN MATHEMATICAL SOCIETY

Publisher: **INDONESIAN MATHEMATICAL SOC , DEPT MATHEMATICS, INST TEKNOLOGI BANDUNG, BANDUNG, INDONESIA, 40132**

ISSN / eISSN: **2086-8952**

Web of Science Core Collection: **Emerging Sources Citation Index**

Share This Journal

View profile page

* Requires free login.

Other Possible Matches

BULLETIN OF THE AMERICAN MATHEMATICAL SOCIETY

Publisher: **AMER MATHEMATICAL SOC , 201 CHARLES ST, PROVIDENCE, USA, RI, 02940-2213**

ISSN / eISSN: **0273-0979 / 1088-9485**

Web of Science Core Collection: **Science Citation Index Expanded**



Journal of the Indonesian Mathematical Society (JIMS) :

Journal of the Indonesian Mathematical Society (JIMS) is a publication of the Indonesian Mathematical Society (IndoMS). It publishes original research contributions of broad interest on hot topics, from distinguished mathematicians from across the world. The Journal provides a platform for present research in most areas of mathematics.



Journal Description

Journal title : Journal of The Indonesian Mathematical Society

Initials : JIMS

Abbreviation : J. Indones. Math. Soc.

Frequency : 3 issues per year (March, July, and November)

DOI prefix : 10.22342 (<https://search.crossref.org/?q=2086-8952>) by  Crossref

ISSN : 2086-8952 (<http://u.lipi.go.id/1274193789>) (p) | 2460-0245 (<http://u.lipi.go.id/1432110804>) (e)

Editor-in-chief : Indah Emilia Wijayanti (<https://www.scopus.com/authid/detail.uri?authorid=16053675900>)

Executive Editor : Fajar Adi Kusumo (<https://www.scopus.com/authid/detail.uri?authorid=24480624100>)

Managing Editor : Hazrul Iswadi (<https://www.scopus.com/authid/detail.uri?authorid=57050754900>)

Journal Rank : CiteScore (<https://www.scopus.com/sourceid/21101064980>) - Q4 (*General Mathematics*) & JCI (https://mjl.clarivate.com/search-results?issn=2086-8952&hide_exact_match_fl=true&utm_source=mjl&utm_medium=share-by-link&utm_campaign=journal-profile-share-this-journal) - Q4 (*Mathematics*)

Publishing Model : Open Access, Author(s) Pay (<http://jims-a.org/index.php/jimsa/apc>)

Publisher : The Indonesian Mathematical Society (<https://indoms.id/en/home/>)

MAKE SUBMISSION

(<https://jims-a.org/index.php/jimsa/about/submissions>)

Article Template



(<https://drive.google.com/file/d/1XFfn39uKjkSUJ2TVvoIGgge8PSkCSFVbc/view?usp=sharing>)

- Focus & scopes (<https://jims-a.org/index.php/jimsa/FS>)
- Withdrawal of Manuscripts (<https://jims-a.org/index.php/jimsa/WoM>)
- Peer Review Process (<https://jims-a.org/index.php/jimsa/PRP>)
- Publication Frequency (<https://jims-a.org/index.php/jimsa/PF>)
- Open Access Policy (<https://jims-a.org/index.php/jimsa/OAP>)
- Editorial Team (<https://jims-a.org/index.php/jimsa/about/editorialTeam>)



(<http://sinta2.ristekdikti.go.id/journals/detail?id=3739>)



(<https://www.scopus.com/sourceid/21101064980?origin=resultslist>)



(<http://mjl.clarivate.com/cgi-bin/jmlst/jresults.cg?PC=MASTER&ISSN=2086-8952>)



(<https://zbmath.org/journals/?s=0&q=journal+of+the+indones>)



(<https://scholar.google.co.id/citations?hl=id&btnA=1&authorid=15123057491121882332&authuser=2&user=1xyTLUAAAAJ>)

(<https://www.scopus.com/sourceid/21101064980?origin=resultslist>)

(<http://mjl.clarivate.com/cgi-bin/jmlst/jresults.cg?PC=MASTER&ISSN=2086-8952>)

(<https://zbmath.org/journals/?s=0&q=journal+of+the+indones>)

(<https://scholar.google.co.id/citations?hl=id&btnA=1&authorid=15123057491121882332&authuser=2&user=1xyTLUAAAAJ>)



SUPER EDGE CONNECTIVITY NUMBER OF AN ARITHMETICS GRAPH

SUJITHA, S.¹, MARY JENITHA, L.²

¹Department of Mathematics, Holy Cross College (Autonomous),
Nagercoll, India.

sujitha.s@holycrossngl.edu.in

²Department of Mathematics, Manonmaniam Sundaranar University,
Abishekapatti, Tirunelveli, Tamilnadu, India.

jeni.mathematics@gmail.com

Abstract. An edge subset F of a connected graph G is a super edge cut if $G - F$ is disconnected and every component of $G - F$ has atleast two vertices. The minimum cardinality of super edge cut is called super edge connectivity number and it is denoted by $\lambda'(G)$. Every arithmetic graph $G = V_n$, $n \neq p_1 \times p_2$ has super edge cut. In this paper, the authors study super edge connectivity number of an arithmetic graphs $G = V_n$, $n = p_1^{a_1} \times p_2^{a_2}$, $a_1 > 1, a_2 \geq 1$ and $G = V_n$, $n = p_1^{a_1} \times p_2^{a_2} \times \dots \times p_r^{a_r}$, $r > 2, a_i \geq 1, 1 \leq i \leq r$.

Key words and Phrases: arithmetic graph, super edge cut, super edge connectivity number.

1. INTRODUCTION

Theorem 1.1. [5] For an arithmetic graph $G = V_n$, $n = p_1^{a_1} \times p_2^{a_2}$ where p_1 and p_2 are distinct primes, $a_1, a_2 \geq 1$ then $\epsilon = 4a_1a_2 - a_1 - a_2$, where ϵ is the size of the graph G .

Theorem 1.2. [5] For an arithmetic graph $G = V_n$, $n = p_1^{a_1} \times p_2^{a_2}$ where p_1 and p_2 are distinct primes, $a_1, a_2 \geq 1$ then G is a bipartite graph.

Theorem 1.3. [5] Let $G = V_n$ an arithmetic graph $n = p_1^{a_1} \times p_2^{a_2} \times \dots \times p_r^{a_r}$, for any vertex $u = \prod \lim_{i \in B} p_i^{a_i}$ where $B \subseteq \{1, 2, 3, \dots, r\}$, $1 \leq a_i \leq a_i \forall i \in B$.

(1) If $u = p_j$ where $j \in \{1, 2, 3, \dots, r\}$, then

$$\deg(u) = \left[a_j \prod_{i=1, i \neq j}^r \lim_{i=1, i \neq j} (a_i + 1) - 1 \right] - |a_j - 1|.$$

2020 Mathematics Subject Classification: 05C40.

Received: 27-07-2021, accepted: 16-03-2022.



Source details

Graphs and Combinatorics

Scopus coverage years: from 1985 to Present

Publisher: Springer Nature

ISSN: 0911-0119 E-ISSN: 1435-5914

Subject area: Mathematics: Discrete Mathematics and Combinatorics Mathematics: Theoretical Computer Science

Source type: Journal

[View all documents >](#) [Set document alert](#) [Save to source list](#)

CiteScore 2022 ⓘ
0.9

SJR 2022 ⓘ
0.642

SNIP 2022 ⓘ
0.991

[CiteScore](#) [CiteScore rank & trend](#) [Scopus content coverage](#)

i Improved CiteScore methodology ✕

CiteScore 2022 counts the citations received in 2019-2022 to articles, reviews, conference papers, book chapters and data papers published in 2019-2022, and divides this by the number of publications published in 2019-2022. [Learn more >](#)

CiteScore 2022 ▼

$$0.9 = \frac{528 \text{ Citations 2019 - 2022}}{591 \text{ Documents 2019 - 2022}}$$

Calculated on 05 May, 2023

CiteScoreTracker 2023 ⓘ

$$1.0 = \frac{614 \text{ Citations to date}}{606 \text{ Documents to date}}$$

Last updated on 05 April, 2024 • Updated monthly

CiteScore rank 2022 ⓘ

Category	Rank	Percentile
Mathematics		
Discrete Mathematics and Combinatorics	#65/89	27th
Mathematics		
Theoretical Computer Science	#119/127	6th

[View CiteScore methodology >](#) [CiteScore FAQ >](#) [Add CiteScore to your site &](#)



Already have a manuscript?

Use our Manuscript Matcher to find the best relevant journals!

[Find a Match](#)

Filters [Clear All](#)

- Web of Science Coverage
- Open Access
- Category
- Country / Region
- Language
- Frequency
- Journal Citation Reports

Refine Your Search Results

Graphs and Combinatorics [Search](#)

Sort By: Relevancy

Search Results

Found 34 results (Page 1) [Share These Results](#)

Exact Match Found

GRAPHS AND COMBINATORICS

Publisher: SPRINGER JAPAN KK , SHIROYAMA TRUST TOWER 5F, 4-3-1 TORANOMON, MINATO-KU, TOKYO, JAPAN, 105-6005

ISSN / eISSN: 0911-0119 / 1435-5914

Web of Science Core Collection: Science Citation Index Expanded

Additional Web of Science Indexes: Essential Science Indicators

[Share This Journal](#) [View profile page](#)

* Requires free login.

Other Possible Matches

AKCE INTERNATIONAL JOURNAL OF GRAPHS AND COMBINATORICS OPEN ACCESS

Publisher: TAYLOR & FRANCIS LTD , 2-4 PARK SQUARE, MILTON PARK, ABINGDON, England, OXON, OX14 4RN

ISSN / eISSN: 0972-8600 / 2543-3474



SPRINGER LINK

Log in

Menu

Search

Cart

[Home](#) > [Graphs and Combinatorics](#)

Springer

Graphs and Combinatorics

Publishing model

Hybrid

[Submit your manuscript](#) [Editorial board](#)[Aims and scope](#)[Journal updates](#)

Overview

Graphs and Combinatorics is an international journal, which was established in 1985.

It is devoted to research concerning all aspects of combinatorial mathematics, especially graph theory and discrete geometry. In addition to original research papers, the journal also publishes one major survey article each year. Notable survey articles include

- Ronald J. Gould, Advances on the Hamiltonian Problem – A Survey (2003)
- Bert Randerath and Ingo Schiermeyer, Vertex Colouring and Forbidden Subgraphs – A

Loading [MathJax]/jax/output/HTML-CSS/config.js



On the Forcing Domination and the Forcing Total Domination Numbers of a Graph

J. John¹ · V. Sujin Flower²

Received: 16 July 2019 / Revised: 21 June 2022 / Accepted: 24 June 2022 /
 Published online: 14 August 2022

This is a U.S. Government work and not under copyright protection in the US; foreign copyright protection may apply 2022

Abstract

Let G be a connected graph with at least two vertices and S a γ_t -set of G . A subset $T \subseteq S$ is called a *forcing subset* for S if S is the unique γ_t -set containing T . The *forcing total domination number* of S , denoted by $f_{\gamma_t}(S)$, is the cardinality of a minimum forcing subset of S . The *forcing total domination number* of G , denoted by $f_{\gamma_t}(G)$ is defined by $f_{\gamma_t}(G) = \min \{f_{\gamma_t}(S)\}$, where the minimum is taken over all minimum total dominating sets S in G . Some general properties satisfied by this concepts are studied. The forcing total dominating number of certain standard graphs are determined. It is shown that for every pair a, b of integers with $0 \leq a < b$ and $b \geq 1$, there exists a connected graph G such that $f_{\gamma_t}(G) = a$ and $\gamma_t(G) = b$, where $\gamma_t(G)$ is total domination number of G . It is also shown that for every pair a, b of integers with $a \geq 0$ and $b \geq 0$, there exists a connected graph G such that $f_{\gamma_t}(G) = a$ and $f_{\gamma}(G) = b$, where $f_{\gamma}(G)$ is the forcing domination number of G .

Keywords Domination number · Total domination number · Forcing domination number · Forcing total domination number

Mathematics Subject Classification 05C69

✉ J. John
john@gcetly.ac.in

V. Sujin Flower
sujinflower@gmail.com

¹ Department of Mathematics, Government College of Engineering, Tirunelveli 627 007, India

² Department of Mathematics, Holy Cross College (Autonomous), Nagercoil 629 004, India





Source details

South East Asian Journal of Mathematics and Mathematical Sciences

Scopus coverage years: from 2019 to Present

Publisher: Ramanujan Society of Mathematics and Mathematical Sciences

ISSN: 0972-7752 E-ISSN: 2582-0850

Subject area: [Mathematics: Algebra and Number Theory](#) [Mathematics: Applied Mathematics](#) [Mathematics: Analysis](#)
[Mathematics: Discrete Mathematics and Combinatorics](#) [Mathematics: Computational Mathematics](#)

Source type: Journal

CiteScore 2022
0.2

SJR 2022
0.133

SNIP 2022
0.152

[View all documents >](#) [Set document alert](#) [Save to source list](#) [Source Homepage](#)

[CiteScore](#) [CiteScore rank & trend](#) [Scopus content coverage](#)

i Improved CiteScore methodology ×

CiteScore 2022 counts the citations received in 2019-2022 to articles, reviews, conference papers, book chapters and data papers published in 2019-2022, and divides this by the number of publications published in 2019-2022. [Learn more >](#)

CiteScore 2022 ▼

$$0.2 = \frac{64 \text{ Citations 2019 - 2022}}{340 \text{ Documents 2019 - 2022}}$$

Calculated on 05 May, 2023

CiteScoreTracker 2023 Ⓞ

$$0.3 = \frac{112 \text{ Citations to date}}{365 \text{ Documents to date}}$$

Last updated on 08 November, 2023 • Updated monthly


CiteScore rank 2022 Ⓞ

Category	Rank	Percentile
Mathematics		
Algebra and Number Theory	#114/117	2nd
Mathematics		
Applied Mathematics	#597/609	2nd
Mathematics		
Analysis	#184/187	1st

[View CiteScore methodology >](#) [CiteScore FAQ >](#) [Add CiteScore to your site](#)



[Back to rsmams.org](#)
[Feedback](#)
[Contact Us](#)



South East Asian Journal of Mathematics and Mathematical Sciences
 PRINT ISSN : 0972-7752 | ONLINE ISSN : 2582-0850

[HOME](#)
[ARTICLES -](#)
[EDITORIAL BOARD -](#)
[SUBMIT A PAPER](#)
[GUIDELINES](#)
[CALL FOR PAPERS](#)
[FOR AUTHORS](#)

[POLICY -](#)
[CONTACT US](#)

South East Asian Journal of Mathematics and Mathematical Sciences > Home

HOME



It is an internationally reputed Research Journal South East Asian Journal of Mathematics and Mathematical Sciences published by the Ramanujan Society of Mathematics and Mathematical Sciences. The Journal is Indexed in Scopus. It may be noted all Scopus Indexed journals are part of UGC-CARE list Group II.

For authors willing to submit papers:
 Check the [Call for Papers](#) for details regarding submission.
 Please read the [Guidelines](#) carefully before you submit.
[Submit your Paper](#) following the regulatory Guidelines.

Details of Publication

The Journal is published one volume of three numbers of issue in each year.


Subscription rates: [Subscription Rates PDF file](#)
[Contact Us](#) if you are interested in the subscription of this publication.

News & Events

Submission method of article through new website of journal

National Council for Science & Technology Communication (RASHTRIYA VIGYAN EVAM PRODYOGIKI SANCHAR PARISHAD) Department of Science and Technology sponsored workshop during November 15-19, 2023

Published issue of Journal of Ramanujan Society of Mathematics and Mathematical



South East Asian J. of Mathematics and Mathematical Sciences
Vol. 19, Proceedings (2022), pp. 25-34

ISSN (Online): 2582-0850

ISSN (Print): 0972-7752

RANDIC MATRIX AND ENERGY OF A T_2 HYPERGRAPH

S. Sujitha, D. Sharmila* and Angel Jebitha M. K.

Department of Mathematics,
Holy Cross College (Autonomous),
Nagercoil, Kanyakumari - 629004, Tamil Nadu, INDIA

E-mail : sujitha.s@holycrossngl.edu.in, angeljebitha@holycrossngl.edu.in

*Department of Mathematics,
Manonmaniam Sundaranar University,
Abishekapati, Tirunelveli - 627012, Tamil Nadu, INDIA

E-mail : sharmilaregan10@gmail.com

(Received: Apr. 20, 2022 Accepted: May 27, 2022 Published: Jun. 30, 2022)

Special Issue

Proceedings of International Virtual Conference on
“Recent Trends in Applied Mathematics, ICRTAM - 2022”

Abstract: Let H be a T_2 hypergraph of order $n > 3$. The Randic matrix of H , denoted by $R(H)$ is defined as the square matrix of order n , whose $(i, j)^{th}$ entry is $\frac{1}{\sqrt{d_i d_j}}$ if v_i and v_j are adjacent and zero for other cases. The Randic energy $RE(H)$ of H is the sum of the absolute values of the eigenvalues of $R(H)$. It is shown that, for a T_2 hypergraph $RE(H) < \sqrt{\frac{n^3+7n^2+11n}{16}}$.

Keywords and Phrases: T_2 hypergraph, Randic matrix, Randic energy.

2020 Mathematics Subject Classification: 05C65, 05C50.

1. Introduction

The basic definitions and terminologies of a hypergraph are not given here and we refer it [1] and [18]. The concept of hypergraph was introduced by Berge in 1967. In 2017, Seena V. and Raji Pilakkat were introduced Hausdroff hypergraph, T_0 hypergraph and T_1 hypergraph. Based on [13] and [14] S. Sujitha and D. Sharmila





Source details

Jordan Journal of Mathematics and Statistics

Scopus coverage years: from 2018 to Present

Publisher: Yarmouk University

ISSN: 2075-7905 E-ISSN: 2227-5487

Subject area: Mathematics: Mathematics (miscellaneous) Mathematics: Applied Mathematics
Mathematics: Statistics and Probability

Source type: Journal

[View all documents >](#)

[Set document alert](#)

[Save to source list](#) [Source Homepage](#)

CiteScore 2022 ⓘ
0.6

SJR 2022 ⓘ
0.163

SNIP 2022 ⓘ
0.670

[CiteScore](#) [CiteScore rank & trend](#) [Scopus content coverage](#)

Improved CiteScore methodology ×

CiteScore 2022 counts the citations received in 2019-2022 to articles, reviews, conference papers, book chapters and data papers published in 2019-2022, and divides this by the number of publications published in 2019-2022. [Learn more >](#)

CiteScore 2022 ⌵

$$0.6 = \frac{88 \text{ Citations 2019 - 2022}}{156 \text{ Documents 2019 - 2022}}$$

Calculated on 05 May, 2023

CiteScoreTracker 2023 ⓘ

$$0.6 = \frac{111 \text{ Citations to date}}{189 \text{ Documents to date}}$$

Last updated on 08 November, 2023 • Updated monthly

CiteScore rank 2022 ⓘ

Category	Rank	Percentile
Mathematics		
Mathematics (miscellaneous)	#56/74	25th
Mathematics		
Applied Mathematics	#550/609	9th
Mathematics		
Statistics and Probability	#240/262	8th

[View CiteScore methodology >](#) [CiteScore FAQ >](#) [Add CiteScore to your site](#)



Already have a manuscript?

Use our Manuscript Matcher to find the best relevant journals!

Find a Match

Refine Your Search Results

2075-7905

Search

Sort By: Title (A-Z)

Filters

Clear All

Web of Science Coverage

Open Access

Category

Country / Region

Language

Frequency

Journal Citation Reports

Search Results

Found 1 results (Page 1)

Share These Results

Exact Match Found

JORDAN JOURNAL OF MATHEMATICS AND STATISTICS

Publisher: YARMOUK UNIV, DEANSHIP RESEARCH & GRADUATE STUDIES, C/O PROF IBRAHIM O ABU AL-JARAYESH, EIC, IRBID, JORDAN, 00000

ISSN / eISSN: 2075-7905 / 2227-5487

Web of Science Core Collection: Emerging Sources Citation Index


Share This Journal

View profile page

* Requires free login.

1 of 1 items

Items per page: 10



جامعة اليرموك
Yarmouk University

Jordan Journal of Mathematics and Statistics
An International Refereed Research Journal

[Home Page](#)
[Author Index](#)
[Reviewer Index](#)
[Editorial Index](#)

JJMS » Home Page

Jordanian Journals

[Home](#)

[Editorial Board](#)

- Editors

- Associate Editorial Board

[Advisory Board](#)

[Forthcoming Papers](#)

[Latest Issue](#)

[Back Issues](#)

[Publication Ethics](#)

[Manuscript Organization](#)

[Electronic Submission](#)

[Electronic Online Submission](#)

[Contact Address](#)

[Arabic WebSite](#)


The Jordanian Journal of Mathematics and Statistics (JJMS) is an International Peer-Reviewed Research Journal issued quarterly by the Deanship of Research and Graduate Studies, Yarmouk University, Irbid, Jordan.

It is funded by the Scientific Research Support Fund, Ministry of Higher Education and Scientific Research, Amman, Jordan.

- * (JJMS) is indexed in [Scopus](#).
- * (JJMS) is indexed in Emerging Sources Citation Index (ESCI).
- * (JJMS) is indexed in Ulrich's Periodical Directory.
- * (JJMS) is indexed in Zentralblatt Math and American Mathematical Society.
- * (JJMS) is indexed in Crossref.


Aims and Scope

The JJMS endeavors to publish significant original research articles in all areas of Pure Mathematics, Applied Mathematics, Pure Statistics, Applied Statistics and other related areas. Survey papers and short communications will also be considered for publication.




P-ISSN 2075 -7905, E-ISSN 2227-5487

Last Issue



Volume 17 No.1, March 2024

Copyright © 2006-2009. All Rights Reserved, Yarmouk University



K-PRODUCT CORDIAL LABELING OF POWERS OF PATHS

K. JEYA DAISY⁽¹⁾, R. SANTRIN SABIBHA⁽²⁾, P. JEYANTHI⁽³⁾ AND MAGED Z. YOUSSEF⁽⁴⁾

ABSTRACT. Let f be a map from $V(G)$ to $\{0, 1, \dots, k-1\}$, where k is an integer and $1 \leq k \leq |V(G)|$. For each edge uv assign the label $f(u)f(v) \pmod k$. f is called a k -product cordial labeling if $|v_f(i) - v_f(j)| \leq 1$, and $|e_f(i) - e_f(j)| \leq 1$, $i, j \in \{0, 1, \dots, k-1\}$, where $v_f(x)$ and $e_f(x)$ denote the number of vertices and edges, respectively labeled with x ($x = 0, 1, \dots, k-1$). In this paper, we add some new results on k -product cordial labeling and prove that the graph P_n^2 is 4-product cordial. Further, we study the k -product cordial behaviour of powers of paths P_n^3 , P_n^4 and P_n^5 for $k = 3$ and 4.

1. INTRODUCTION AND TERMINOLOGY

All graphs considered here are simple, finite, connected and undirected. We follow the basic notations and terminology of graph theory as in [4]. The concepts of labeling of graph has gained a lot of popularity in the field of graph theory during the last 60 years due to its wide range of applications. Labeling is a function that allocates the elements of a graph to real numbers, usually positive integers. In 1967, Rosa [16] published a pioneering paper on graph labeling problems. Thereafter, many types of graph labeling techniques have been studied by several authors. All these labelings are beautifully classified by Gallian [3] in his survey. Cordial labeling is a weaker version of graceful and harmonious labeling was defined by Cahit [1]: Let f be a function from the vertices of G to $\{0, 1\}$ and for each edge xy assign the label $|f(x) - f(y)|$. f is called a cordial labeling of G if the number of vertices labeled 0 and the number of vertices labeled 1 differ by at most 1, and the number of edges

2010 *Mathematics Subject Classification.* 05C78.

Key words and phrases. cordial labeling, product cordial labeling, k -product cordial labeling, 3-product cordial labeling, 4-product cordial labeling.

Copyright © Deanship of Research and Graduate Studies, Yarmouk University, Irbid, Jordan.

Received: Jun. 8, 2021

Accepted: April 14, 2022 .





Source details

Proyecciones

Scopus coverage years: from 2000 to 2002, from 2006 to Present

Publisher: Universidad Catolica del Norte

ISSN: 0716-0917 E-ISSN: 0717-6279

Subject area: Mathematics: General Mathematics

Source type: Journal

[View all documents >](#) [Set document alert](#) [Save to source list](#) [Source Homepage](#)

CiteScore 2022 ⓘ
1.1

SJR 2022 ⓘ
0.320

SNIP 2022 ⓘ
0.786

[CiteScore](#) [CiteScore rank & trend](#) [Scopus content coverage](#)

i Improved CiteScore methodology ✕

CiteScore 2022 counts the citations received in 2019-2022 to articles, reviews, conference papers, book chapters and data papers published in 2019-2022, and divides this by the number of publications published in 2019-2022. [Learn more >](#)

CiteScore 2022 ▼

1.1 = $\frac{376 \text{ Citations 2019 - 2022}}{349 \text{ Documents 2019 - 2022}}$

Calculated on 05 May, 2023

CiteScoreTracker 2023 ⓘ

1.1 = $\frac{385 \text{ Citations to date}}{354 \text{ Documents to date}}$

Last updated on 08 November, 2023 • Updated monthly


CiteScore rank 2022 ⓘ

Category	Rank	Percentile
Mathematics		
General Mathematics	#237/387	38th

[View CiteScore methodology >](#) [CiteScore FAQ >](#) [Add CiteScore to your site &](#)



Login Register




Current Archives Policies and Norms About Announcements Indexing and others Q Search

Continuous publication modality
2023-10-25

Proyecciones Journal of Mathematics **announces** that from Volume 42 No. 6, December 2023, it adheres to the **continuous publication modality**. This means that as soon as a submission is accepted, it will be published in the corresponding volume.

[Read More >](#)

Current Issue
Vol. 42 No. 5 (2023)



Published: 2023-09-13


Artículos

An inverse source time-fractional diffusion problem via an input-output mapping
Rahima Atmaria, Loubna Settara 1105-1127

[PDF](#)


Study of some algebraic and topological properties of difference gai sequence of interval numbers

Current Issue





1.1 2022
CiteScore

36th percentile
Powered by Scopus



sorry, we can't preview this file



Information

[For Readers](#)
[For Authors](#)
[For Librarians](#)

[Make a Submission](#)



Proyecciones Journal of Mathematics
 Vol. 41, N° 4, pp. 903-921, August 2022.
 Universidad Católica del Norte
 Antofagasta - Chile

doi 10.22199/issn.0717-6279-5200



k-super cube root cube mean labeling of some corona graphs

V. Princy Kala

Holy Cross College (Autonomous), India

Received : October 2021. Accepted : March 2022

Abstract

Let G be a graph with $|V(G)| = p$ and $|E(G)| = q$ and $f : V(G) \rightarrow \{k, k+1, k+2, \dots, p+q+k-1\}$ be an one-to-one function. The induced edge labeling f^* , for a vertex labeling f is defined by

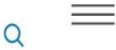
$$f^*(e) = \left\lfloor \sqrt[3]{\frac{f(u)^3 + f(v)^3}{2}} \right\rfloor \quad \text{or} \quad \left\lceil \sqrt[3]{\frac{f(u)^3 + f(v)^3}{2}} \right\rceil$$

for all $e = uv \in E(G)$ is bijective. If $f(V(G)) \cup \{f^*(e) : e \in E(G)\} = \{k, k+1, k+2, \dots, p+q+k-1\}$, then f is known as a k -super cube root cube mean labeling. If such labeling exists, then G is a k -super cube root cube mean graph. In this paper, I prove that $T_n \odot K_1$, $A(T_n) \odot K_1$, $A(T_n) \odot 2K_1$, $A(Q_n) \odot K_1$, $P_n \odot K_{1,2}$ and $P_n \odot K_{1,3}$ are k -super cube root cube mean graphs.

Keywords: K -Super cube root cube mean labeling, Alternate snake graph, $A(T_n) \odot K_1$, $A(T_n) \odot 2K_1$, $T_n \odot K_1$, $A(Q_n) \odot K_1$, $P_n \odot K_{1,2}$, $P_n \odot K_{1,3}$.

MSC (2020): 05C78.





Source details

Environmental Research

Scopus coverage years: from 1967 to 1995, from 1997 to Present

Publisher: Elsevier

ISSN: 0013-9351 E-ISSN: 1096-0953

Subject area: Environmental Science: General Environmental Science Biochemistry, Genetics and Molecular Biology: Biochemistry

Source type: Journal

[View all documents >](#)

[Set document alert](#)

[Save to source list](#)

CiteScore 2022 ⓘ
11.0

SJR 2022 ⓘ
1.635

SNIP 2022 ⓘ
1.664

[CiteScore](#) [CiteScore rank & trend](#) [Scopus content coverage](#)

i Improved CiteScore methodology ✕

CiteScore 2022 counts the citations received in 2019-2022 to articles, reviews, conference papers, book chapters and data papers published in 2019-2022, and divides this by the number of publications published in 2019-2022. [Learn more >](#)

CiteScore 2022 ▼

$$11.0 = \frac{62,697 \text{ Citations 2019 - 2022}}{5,678 \text{ Documents 2019 - 2022}}$$

Calculated on 05 May, 2023

CiteScoreTracker 2023 ⓘ

$$12.5 = \frac{95,739 \text{ Citations to date}}{7,640 \text{ Documents to date}}$$

Last updated on 05 March, 2024 • Updated monthly

CiteScore rank 2022 ⓘ

Category	Rank	Percentile
Environmental Science		
└ General Environmental Science	#16/227	93rd
Biochemistry, Genetics and Molecular Biology		
└ Biochemistry	#47/428	89th

[View CiteScore methodology >](#) [CiteScore FAQ >](#) [Add CiteScore to your site ↗](#)



Already have a manuscript?

Use our Manuscript Matcher to find the best relevant journals!

[Find a Match](#)

Filters [Clear All](#)

- Web of Science Coverage
- Open Access
- Category
- Country / Region
- Language
- Frequency
- Journal Citation Reports

Refine Your Search Results

Environmental Research [Search](#)

Sort By: Relevancy

Search Results

Found 22,457 results (Page 1) [Share These Results](#)

Exact Match Found

ENVIRONMENTAL RESEARCH

Publisher: **ACADEMIC PRESS INC ELSEVIER SCIENCE , 525 B ST, STE 1900, SAN DIEGO, USA, CA, 92101-4495**

ISSN / eISSN: **0013-9351 / 1096-0953**

Web of Science Core Collection: **Science Citation Index Expanded**

Additional Indexes: **Biological Abstracts | BIOSIS Previews | Web of Science Current Contents Agriculture, Biology & Environmental Sciences | Current Contents Life Sciences | Essential Science Indicators**

[Share This Journal](#) [View profile page](#)

* Requires free login.

Other Possible Matches

APPLIED ECOLOGY AND ENVIRONMENTAL RESEARCH

Publisher: **ALOKI APPLIED ECOLOGICAL RESEARCH AND FORENSIC INST LTD , Kassa u. 118, Budapest, Hungary, 11185**





ScienceDirect®

Environmental Research

Supports open access

11

CiteScore

8.3

Impact Factor

[Submit your article ↗](#)

[Guide for authors](#)

Menu

Search in this journal

About the journal

A Multidisciplinary Journal of Environmental Sciences and Engineering

Environmental Research is a multi-disciplinary journal publishing high quality and novel information about anthropogenic issues of global relevance and applicability in a wide range of environmental disciplines, and ...

[View full aims & scope](#)

\$3550 ⓘ

Article publishing charge
for open access

3 days

Time to first decision

91 days

Submission to acceptance

6 days

Acceptance to publication



[View all insights](#)





Environmental Research

Volume 210, July 2022, 112979

Synthesis and physicochemical characteristics of Ag-doped hydroxyapatite nanoparticles, and their potential biomedical applications

Saleth Sebastiammal^{a,i}, Arul Sigamani Lesly Fathima^{a,i}, Saud Alarifi^b, Shahid Mahboob^b, Johnson Henry^c, M.R. Kavipriya^d, Marimuthu Govindarajan^{e,f}, Marcello Nicoletti^g, Baskaralingam Vaseeharan^h

Show more

Share Cite

<https://doi.org/10.1016/j.envres.2022.112979>

[Get rights and content](#)

Highlights

- Silver (Ag) doped hydroxyapatite nanoparticles (Ag-HApNPs) were synthesized.
- Ag-HApNPs were characterized by XRD, FTIR, SEM, TEM, Raman and UV-DRS analysis.
- Ag-HApNPs possess excellent antibacterial and antifungal activities.
- Ag-HApNPs exhibit free radical quenching activity as effective antioxidants.
- Ag-HApNPs kill HeLa cells and are effective anticancer agents.

Abstract

In this present scenario, hydroxyapatite (HAp) nanostructures were synthesized through green routes for biomedical applications, particularly remediation towards human pathogens and cancer cells. The present study aims at forming non-toxic and eco-friendly silver (Ag⁺) doped HAp using Polyethylene glycol (PEG), Cetyl Trimethyl ammonium bromide (CTAB) and curcumin. Ag⁺ doped HAp nanoparticles (NPs) were prepared by the sol-gel method with a cube and rod-like morphology. Ag-HApNPs showed a sharp and well-defined diffraction peak, which possesses the hexagonal crystalline structure with space group P6₃/m. The Fourier-transform infrared spectroscopy and Raman spectra confirmed the formation of Ag-HApNPs, and the bandgap values were obtained using UV-DRS analysis. The Ag-HApNPs with PEG, CTAB and curcumin might be fabricated materials were examined against antibacterial, antifungal, antioxidant, and cytotoxic activities, which provided exemplary biomedical applications. Overall, Ag-HApNPs can be used as potential drug delivery and perspectives to control multidrug-resistant pathogens.

Introduction





Source details

Materials Today: Proceedings

Scopus coverage years: 2005, from 2014 to Present

E-ISSN: 2214-7853

Subject area: Materials Science: General Materials Science

Source type: Conference Proceeding

- [View all documents >](#)
- [Set document alert](#)
- [Save to source list](#)

CiteScore 2022 ⓘ
3.2

SJR 2022 ⓘ
0.445

SNIP 2022 ⓘ
0.774

[CiteScore](#) [CiteScore rank & trend](#) [Scopus content coverage](#)

i Improved CiteScore methodology ✕

CiteScore 2022 counts the citations received in 2019-2022 to articles, reviews, conference papers, book chapters and data papers published in 2019-2022, and divides this by the number of publications published in 2019-2022. [Learn more >](#)

CiteScore 2022 ▼

$$3.2 = \frac{80,455 \text{ Citations } 2019 - 2022}{24,871 \text{ Documents } 2019 - 2022}$$

Calculated on 05 May, 2023

CiteScoreTracker 2023 ⓘ

$$4.9 = \frac{1,08,812 \text{ Citations to date}}{22,228 \text{ Documents to date}}$$

Last updated on 05 April, 2024 • Updated monthly

CiteScore rank 2022 ⓘ

Category	Rank	Percentile
Materials Science		
General Materials Science	#259/453	42nd

[View CiteScore methodology >](#) [CiteScore FAQ >](#) [Add CiteScore to your site &](#)





ScienceDirect

materialstoday: PROCEEDINGS

3.2
CiteScore

[Submit your article ↗](#)

[Guide for authors](#)

Menu

Search in this journal

About the journal

Materials Today: Proceedings provides the materials science community with a fast and flexible route to the publication of research presented at national and international scientific conferences in the field of materials science.

Guest Editors are responsible for quality control, the peer review ...

[View full aims & scope](#)

\$200 ⓘ

Article publishing charge
for open access

68 days

Review time

70 days

Submission to acceptance



[View all insights](#)

Articles

[Latest published](#)

[Articles in press](#)

[Top cited](#)

[Most downloaded](#)





Materials Today: Proceedings

Volume 68, Part 3, 2022, Pages 294-298

NiO-CdO nanocomposite for photocatalytic applications

E.J. Vishaka^a  , M. Priya Dharshini^b, V. Shally^b, Sr. Gerardin Jayam^bShow more  Share  Cite<https://doi.org/10.1016/j.matpr.2022.05.180>[Get rights and content](#)

Abstract

The cost-effective and highly convenient co-precipitation technique has been used to synthesize NiO nanoparticles and NiO-CdO nanocomposites. The structural, morphological, optical and photocatalytic studies of the as-prepared samples are carried out. PXRD confirms the structure of NiO nanoparticles and NiO-CdO nanocomposites as cubic. FESEM image shows that the NiO nanoparticles and NiO-CdO nanocomposites possess spherical shaped structure. The UV-Vis analysis reveals strong absorption peaks in the visible region. The absorption peaks are found at 327nm and 424nm. In the PL spectra, blue and green emissions are observed. The photocatalytic studies reveal that the as-prepared NiO nanoparticles and NiO-CdO nanocomposites has 88.86% and 83.01% efficiency to degrade methylene blue dye.

Introduction

Nowadays, quality of water has become a major concern worldwide due to increasing population. Due to this reason, the proficient treatment of wastewaters has attracted major attentions among researchers around the globe to solve those problems. Recently, the utilization of oxide semiconductor nanomaterials as effective photocatalysts in wastewater treatment has become a subject of major concern [19]. Nanostructured metal oxide materials have been a fascinating field of current study and development due to its multifunctional activities including optical, magnetic, electrical and catalytic capabilities, which boost the materials wide applicability to many prospective applications [1]. In recent years, nanoparticles attracted a great deal of interest owing to their distinctive size dependent physical and chemical properties and device grade applications [2]. Their enhanced properties are mainly due to large surface-to-volume ratio and the effect of quantum confinement. Among those nano-engineered materials, nickel oxide (NiO) is a highly active p-type oxide with a broad band gap (3.6–4.0eV) that have attracted considerable interest as a strong candidate for many applications such as gas sensors [3], catalysis [6], battery cathodes [20], electrochromic films [21], chemical sensors [4], photovoltaic devices [5], solar cells [7] and magnetic material [8]. Nanoparticles of NiO and many other materials have shown unique behavior based on the size scale of the material [9], [10]. Cadmium oxide (CdO), which is an n-type semiconductor with band gap of 2.5eV, has attracted considerable attention for various applications such as solar cells and photodiodes [11], [12]. The NiO-CdO nanocomposites exhibit better material possession and are promising candidate compared to individual NiO nanoparticles, there by widening their applications range. CdO also finds application in photocatalysts for dye degradation due to its favorable visible light absorption and high charge carrier mobility [13].





Source details

Bioresource Technology

Incorporating: Biomass

Formerly known as: Biological Wastes

Scopus coverage years: from 1991 to Present

Publisher: Elsevier

ISSN: 0960-8524 E-ISSN: 1873-2976

- Subject area: Environmental Science: Environmental Engineering
- Chemical Engineering: Bioengineering
- Environmental Science: Waste Management and Disposal
- Energy: Renewable Energy, Sustainability and the Environment

Source type: Journal

[View all documents >](#) [Set document alert](#) [Save to source list](#)

CiteScore 2022 **19.0**

SJR 2022 **2.473**

SNIP 2022 **2.016**

[CiteScore](#) [CiteScore rank & trend](#) [Scopus content coverage](#)

i Improved CiteScore methodology x

CiteScore 2022 counts the citations received in 2019-2022 to articles, reviews, conference papers, book chapters and data papers published in 2019-2022, and divides this by the number of publications published in 2019-2022. [Learn more >](#)

CiteScore 2022 v

19.0 = $\frac{1,28,275 \text{ Citations 2019 - 2022}}{6,764 \text{ Documents 2019 - 2022}}$

Calculated on 05 May, 2023

CiteScoreTracker 2023 i

20.7 = $\frac{1,36,896 \text{ Citations to date}}{6,602 \text{ Documents to date}}$

Last updated on 05 April, 2024 • Updated monthly

CiteScore rank 2022 i

Category	Rank	Percentile
Environmental Science		
└ Environmental Engineering	#6/184	97th
Chemical Engineering		
└ Bioengineering	#10/153	93rd
Environmental Science		
└ Waste Management	#8/120	93rd

[View CiteScore methodology >](#) [CiteScore FAQ >](#) [Add CiteScore to your site &](#)



Already have a manuscript?

Use our Manuscript Matcher to find the best relevant journals!

Find a Match

Refine Your Search Results

Bioresource Technology

Search

Sort By: Relevancy

Filters

Clear All

Web of Science Coverage

Open Access

Category

Country / Region

Language

Frequency

Journal Citation Reports

Search Results

Found 3,327 results (Page 1)

Share These Results

Exact Match Found

BIORESOURCE TECHNOLOGY

Publisher: ELSEVIER SCI LTD , 125 London Wall, London, England, EC2Y 5AS

ISSN / eISSN: 0960-8524 / 1873-2976

Web of Science Core Science Citation Index Collection: Expanded

Additional Biological Abstracts | BIOSIS Previews | Web of Science Current Contents Agriculture, Biology & Environmental Sciences | Essential Indexes: Science Indicators

Share This Journal

View profile page

* Requires free login.

Other Possible Matches

ACM TRANSACTIONS ON INTELLIGENT SYSTEMS AND TECHNOLOGY

Publisher: ASSOC COMPUTING MACHINERY , 1601 Broadway, 10th Floor, NEW YORK, Usa, NY, 10019-7434

ISSN / eISSN: 2157-6904 / 2157-6912

Web of Science Core Science Citation Index





ScienceDirect®

Bioresource Technology

Supports open access

19

CiteScore

11.4

Impact Factor

[Submit your article ↗](#)

[Guide for authors](#)



Menu



Search in this journal

About the journal

Bioresource Technology publishes original articles, review articles, case studies and short communications on the fundamentals, applications and management of **bioresource technology**.

The journal's aim is to advance and disseminate knowledge in all the related areas of **biomass, biological waste ...**

[View full aims & scope](#)

\$4740 ⓘ

Article publishing charge
for open access

3 days

Time to first decision

32 days

Review time

41 days

Submission to acceptance



[View all insights](#)

FEEDBACK





Review

Lignocellulose biohydrogen towards net zero emission: A review on recent developments

Chyi-How Lay^{a,1}, Jeyaprakash Dharmaraja^{b,1}, Sutha Shobana^c, Sundaram Arvindnarayan^d, Retnam Krishna Priya^e, Rajesh Banu Jeyakumar^f, Rijuta Ganesh Saratale^g, Young-Kwon Park^h, Vinod Kumarⁱ, Gopalakrishnan Kumar^j

Show more

Share Cite

<https://doi.org/10.1016/j.biortech.2022.128084>

[Get rights and content](#)

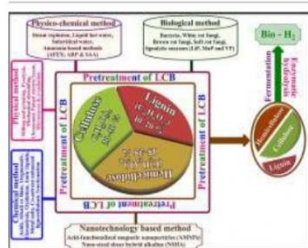
Highlights

- Recent lignocellulosic pretreatments have been documented.
- Radiation energy based pretreatment techniques were discussed.
- Role of nanotechnology in bio-H₂ production has been highlighted.
- Challenges in the development of pretreatments and remedies are suggested.

Abstract

This review mainly determines novel and advance physical, chemical, physico-chemical, microbiological and nanotechnology-based pretreatment techniques in lignocellulosic biomass pretreatment for bio-H₂ production. Further, aim of this review is to gain the knowledge on the lignocellulosic biomass pretreatment and its priority on the efficacy of bio-H₂ and positive findings. The influence of various pretreatment techniques on the structure of lignocellulosic biomass have presented with the pros and cons, especially about the cellulose digestibility and the interference by generation of inhibitory compounds in the bio-enzymatic technique as such compounds is toxic. The result implies that the stepwise pretreatment technique only can ensure eventually the lignocellulosic biomass materials fermentation to yield bio-H₂. Though, the mentioned pretreatment steps are still a challenge to procure cost-effective large-scale conversion of lignocellulosic biomass into fermentable sugars along with low inhibitory concentration.

Graphical abstract





Source details

Periodico di Mineralogia

Scopus coverage years: from 1979 to 1988, from 1990 to 1991, from 1994 to 1997, from 1999 to 2023

Publisher: Sapienza Universita Editrice

ISSN: 0369-8963 E-ISSN: 2239-1002

Subject area: Earth and Planetary Sciences: Geophysics Earth and Planetary Sciences: Geology
Earth and Planetary Sciences: Geochemistry and Petrology

Source type: Journal

CiteScore 2022 ⓘ
1.8

SJR 2022 ⓘ
0.246

SNIP 2022 ⓘ
0.397

- [View all documents >](#)
- [Set document alert](#)
- [Save to source list](#)

[CiteScore](#) [CiteScore rank & trend](#) [Scopus content coverage](#)

i Improved CiteScore methodology ✕

CiteScore 2022 counts the citations received in 2019-2022 to articles, reviews, conference papers, book chapters and data papers published in 2019-2022, and divides this by the number of publications published in 2019-2022. [Learn more >](#)

CiteScore 2022 ⌵

1.8 = $\frac{134 \text{ Citations 2019 - 2022}}{73 \text{ Documents 2019 - 2022}}$

Calculated on 05 May, 2023

CiteScoreTracker 2023 ⓘ

1.5 = $\frac{103 \text{ Citations to date}}{70 \text{ Documents to date}}$

Last updated on 05 April, 2024 • Updated monthly

CiteScore rank 2022 ⓘ

Category	Rank	Percentile
Earth and Planetary Sciences	#89/154	42nd
└ Geophysics		
Earth and Planetary Sciences	#169/284	40th
└ Geology		
Earth and Planetary		

[View CiteScore methodology >](#) [CiteScore FAQ >](#) [Add CiteScore to your site ↗](#)



Already have a manuscript?

Use our Manuscript Matcher to find the best relevant journals!

[Find a Match](#)

Filters [Clear All](#)

- Web of Science Coverage
- Open Access
- Category
- Country / Region
- Language
- Frequency
- Journal Citation Reports

Refine Your Search Results

Periodico di Mineralogia [Search](#)

Sort By: Relevancy

Search Results

Found 126 results (Page 1) [Share These Results](#)

Exact Match Found

PERIODICO DI MINERALOGIA

Publisher: SAPIENZA UNIV EDITRICE ,
PIAZZALE ALDO MORO 5, ROME,
Italy, 00185

ISSN / eISSN: 0369-8963 / 2239-1002

Web of Science Core Collection: Science Citation Index Expanded

Additional Web of Science Indexes: Essential Science Indicators

[Share This Journal](#) [View profile page](#)

* Requires free login.

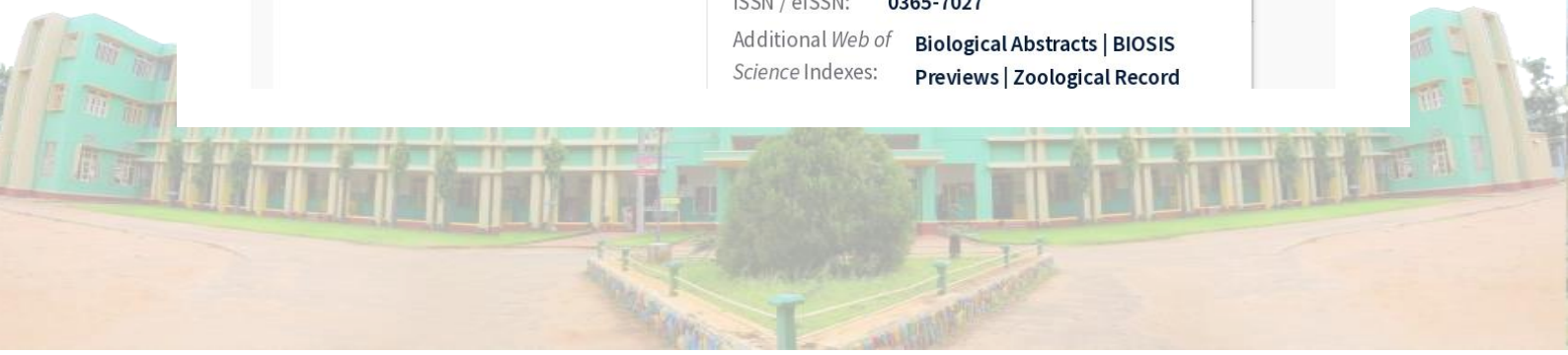
Other Possible Matches

ATTI DELLA SOCIETA DEI NATURALISTI E MATEMATICI DI MODENA

Publisher: SOC DEI NATURALISTI E MATEMATICI
DI MODENA , VIA UNIVERSITA 4,
MODENA, ITALY, 00000

ISSN / eISSN: 0365-7027

Additional Web of Science Indexes: Biological Abstracts | BIOSIS Previews | Zoological Record





Periodico di Mineralogia

Edizioni Nuova Cultura, Italy

Home About Us ▾ Archives Authors ▾ Indexing Editorial Board Contact Us

Welcome to Periodico di Mineralogia

Journal Name: **Periodico di Mineralogia**
 Publisher: **Edizioni Nuova Cultura**
 ISSN No: **0369-8963**

Website: **<http://periodicodimineralogia.it/>**
 Editor-in-Chief: **Dr. Paolo Ballirano**
 Country: **Italy**
 Publication Start Year: **1930**
 Submission Email ID: **periodicodimineralogia@gmail.com** (or)
paolo.ballirano@periodicodimineralogia.it

Important information about the journal:

- ▣ <https://portal.issn.org/resource/issn/2239-1002>
- ▣ <https://journals.indexcopernicus.com/search/details?id=14891>
- ▣ <https://academic-accelerator.com/Impact-of-Journal/Periodico-di-Mineralogia>
- ▣ <https://www.journalguide.com/journals/periodico-di-mineralogia>
- ▣ <https://fatcat.wiki/container/u6arijkzz5fcvkaq3jzux2xf3a>
- ▣ <https://m2.mtmt.hu/api/journal/10005770>
- ▣ <https://ezb.ur.de/?2537938&bibid=FHWF>

Periodico di Mineralogia provides open access to its content. By "open access", we mean the permitted accessibility on the public internet, the go-ahead for all users to read, download, copy, distribute, print, search, or link to the full text of the manuscripts, sneak them for indexing, pass them as data to software, or use them for any other lawful purpose, without financial, legal, or technical barriers other than



Tribological Behavior of AA7075 Nanohybrid Composites at High TemperatureM.L.AJIN^{1*}, J.JEBEEN MOSES^{1*}, M.PRIYA DHARSHINI²¹*Department of Mechanical Engineering, St. Xavier's Catholic College of Engineering, Chankankadai, Nagercoil-629003, Kanniyakumari District, Tamilnadu, India-629003*²*Research Department of Physics, Holy Cross College (Autonomous), Nagercoil, Kanniyakumari District, Tamilnadu, India-629004*^{*} *Corresponding author- J. JEBEEN MOSES***Abstract**

In this research work, an attempt was made to reinforce AA7075 aluminium alloy with nanosized Boron Carbide (B₄C) and Silicon Carbide (SiC) particles through stir casting technique. The manufactured composites were tested for wear utilizing pin on disc apparatus at high temperature by varying %reinforcement, applied load, sliding distance and applied velocity. The results revealed that the composites exhibit lower wear rate owing to the formation of Mechanically Mixed Layer (MML) due to third body abrasion as confirmed through EDAX. At low temperature, wear occurred through abrasion; whereas at high temperature, it was due to shearing, wear shift from mild to severe when the load exceeds 20N. When the temperature exceeds 225°C, no MML was formed as most of the materials were removed from composites owing to its reduction in hardness, hence the pin exhibit severe wear. The composites were produced with the objective of reducing the wear rate which was achieved using the WASPAS and VIKOR optimization technique. Cracks, pits and resolidified materials are some of the features observed on the worn surface morphology.

Keywords— *Stir Casting · High Temperature · Wear · VIKOR · WASPAS · Worn surface morphology*

INTRODUCTION

Aluminum Metal Matrix Composite (AMMC) is gaining its importance in aerospace sector owing to its enhanced material properties and strength to weight ratio [1]. Composites are made using a variety of processes including powder sintering, in-situ manufacturing and liquid metallurgy [2]. Manufacturing through liquid stir casting is the most cost-effective and suitable for large production of these processes [3]. The homogenous distribution of composites is influenced by numerous parameters such as particle size, volume percentage, particle shape and surface treatment [4]. The most often utilized reinforcing materials were Boron Carbide (B₄C), Silicon Carbide (SiC), Aluminum oxide (Al₂O₃), Graphite (Gr) and Carbon Nanotubes (CNT) [5]. The major issue of AMMC is wettability of particles over the matrix material [6]. The wettability of composites is improved by adding flux. In comparison to untreated particles, heat-treated particles mix uniformly [29].

The existence of a mechanical mixed layer enhances the wear resistance of composites by preventing direct metal-to-metal contact [7]. The weight % and counter face stiffness have a negative impact on the wear rate, but the load and speed applied have a beneficial impact [8]. The duct surface has no influence on wear rate due to the presence of tribo substrate [9]. At lower loads, composite materials show abrasion and delamination wear, but at greater loads, they show severe wear [10]. The slowing of the subsurface increases with increased rush in the moderate wear area, but decreases when reinforcing particles are applied [11]. The presence of graphite activates the self-lubrication feature, which is required for components that frequently require lubrication [12].


Basavarajappa et al. [13] investigated the tribological characteristics of silicon carbide and graphite enhanced hybrid composites. Stir casting was used to make the AA2219 hybrid composites with different volume fractions. Variations in sliding speed and load were carried out to conduct the wear test.

The results demonstrated that the composites outperform unreinforced composites in terms of wear resistance. Surappa et al. [14] investigated the effect of the strengthening percentage, sliding velocity, loading and sliding distance on wear using complete factor design. They presented a regression equation that showed wear reinforcing dependency, sliding velocity, load and sliding lengths and wear dependence.

The challenge of determining and picking the best answer based on contradicting characteristics in a large variety of possibilities is constantly present in the manufacturing industry. WASPAS (Weighted Aggregated Sum-Product Assessment) and VIKOR was a Multi Criteria Decision Making approach (MCDM) that is used to choose the best choice from a set of options. Each classification issue consists primarily of four main components: (a) equivalents, (b) abilities, (c) a significant weight for each attribute and (d) different output measures in connection to various characteristics [15, 16]. According to the results of the survey, a great deal of effort has gone into improving the material qualities by adding reinforcing particles. However, only a little amount of research has been done to improve the properties of the AA7075 aluminium alloy at high temperature reinforced with nanoparticles. The current study used a Stir casting approach to strengthen AA7075 aluminium alloy with Silicon Carbide (SiC) and Boron Carbide (B₄C) nanoparticles. The WASPAS and VIKOR techniques were used to improve the findings. The worn surface morphology was analyzed using the Scanning Electron Microscope (SEM).

Experimental Procedure**Material Preparation**

The matrix material, AA7075 aluminium alloy with the chemical composition shown in Table 1, was obtained from Perfect Metal Alloys in Bangalore. As reinforcement, SiC and B₄C particles with an average particle size of 5µm were chosen from the Bhukanvala sectors. The moisture content in the selected reinforcing particles was removed by heating them to a temperature of 250°C. In an electric furnace, a graphite crucible





Source details

Materials Today: Proceedings

Scopus coverage years: 2005, from 2014 to Present

E-ISSN: 2214-7853

Subject area: Materials Science: General Materials Science

Source type: Conference Proceeding

- [View all documents >](#)
- [Set document alert](#)
- [Save to source list](#)

CiteScore 2022 ⓘ
3.2

SJR 2022 ⓘ
0.445

SNIP 2022 ⓘ
0.774

[CiteScore](#) [CiteScore rank & trend](#) [Scopus content coverage](#)

i Improved CiteScore methodology ✕

CiteScore 2022 counts the citations received in 2019-2022 to articles, reviews, conference papers, book chapters and data papers published in 2019-2022, and divides this by the number of publications published in 2019-2022. [Learn more >](#)

CiteScore 2022 ▼

$$3.2 = \frac{80,455 \text{ Citations } 2019 - 2022}{24,871 \text{ Documents } 2019 - 2022}$$

Calculated on 05 May, 2023

CiteScoreTracker 2023 ⓘ

$$4.9 = \frac{1,08,812 \text{ Citations to date}}{22,228 \text{ Documents to date}}$$

Last updated on 05 April, 2024 • Updated monthly

CiteScore rank 2022 ⓘ

Category	Rank	Percentile
Materials Science		
General Materials Science	#259/453	42nd

[View CiteScore methodology >](#) [CiteScore FAQ >](#) [Add CiteScore to your site &](#)





ScienceDirect®

materialstoday:
PROCEEDINGS

3.2

CiteScore

[Submit your article ↗](#)

[Guide for authors](#)



Menu



Search in this journal

About the journal

Materials Today: Proceedings provides the materials science community with a fast and flexible route to the publication of research presented at national and international scientific conferences in the field of materials science.

Guest Editors are responsible for quality control, the peer review ...

[View full aims & scope](#)

\$200 ⓘ

Article publishing charge
for open access

68 days

Review time

70 days

Submission to acceptance



[View all insights](#)

Articles

[Latest published](#)

[Articles in press](#)

[Top cited](#)

[Most downloaded](#)





ScienceDirect

Materials Today: Proceedings

Volume 64, Part 5, 2022, Pages 1671-1678

Enhancement on the electrical and optical behaviour of ZnFe₂O₄ nano particles via transition metal substitution

K. Tamilarasi^a, P. Aji Udhaya^b, M. Meena^c

Show more

Share Cite

<https://doi.org/10.1016/j.matpr.2022.05.351>[Get rights and content](#)

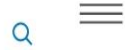
Abstract

The present study aimed to investigate the behavior of nano Zinc Ferrite particles by copper substitution in various concentrations in order to fabricate novel material for future use in optoelectronic and electromagnetic shielding devices. To that end, Nano crystalline Zn-Cu ferrites (Cu_(1-x)Zn_xFe₂O₄: x=0, x=0.25, x=0.5, x=0.75 and x=1) were prepared using combustion technique with egg white as a fuel. The prepared powder samples were investigated by various characterization methods such as X-ray diffraction analysis (XRD), High resolution scanning electron microscope analysis (HRSEM), UV-Vis- DRS spectra and electrical analysis. The physical investigations of the final product revealed that the lattice structure of Cu substituted at Zn sites developed the spinel ferrite particles with single crystalline phase at room temperature (RT), with morphological, optical and temperature dependent electric properties. Substitution of transition metals has a significant impact on the microstructure, crystal structure, electrical parameters and optical properties of zinc ferrite nanoparticles, according to the findings. Furthermore, the dielectric constant (ϵ_r) and dielectric loss ($\tan\delta$) are investigated and found to be strongly dependent on frequency and temperature. Enhancements of electrical resistivity of mixed ferrites suggest the use of these ferrites in EM shielding devices.

Introduction

Spinel ferrites have recently fascinated the attention of many researchers due to their valuable electrical and magnetic properties, application in information storage systems, microwave absorbers, high frequency devices, and environmental cleanser [1]. Semiconducting ferrites are thought to be excellent dielectric materials with high resistivity and a wide range of application areas. Because nanoparticle size, shape, crystallinity, and particle size distribution all have an impact on the physical, chemical, and electrical properties of particles [2]. The distinctive properties of ferrites are heavily influenced by the stoichiometric composition and synthesis techniques [3]. Between several ferrites, zinc ferrite has a high electromagnetic achievement, excellent chemical stability, moderate thermal co-efficient, moderate energy transfer efficiency, and a low coercivity. However, replacing transition metals in ferrites is a hopeful method of controlling their physical properties, potentially improving their catalytic and magnetic properties. Due to the widespread usage of electronic equipment such as electrical and telecommunication devices in various applications, the problem of electromagnetic interference (EMI) has exploded in recent years. Materials with highlighted magnetic properties are the choice of material for the above mentioned issues [4]. Because of their unique magnetic properties, mixed ferrites are now the desired materials for EM shielding or EM absorption. Even though so many researchers reported mixed ferrites nano particles for EM shielding applications, Single step cost effective unique behavioral ferrites





Source details

Journal of Molecular Structure

Scopus coverage years: from 1967 to Present

Publisher: Elsevier

ISSN: 0022-2860

Subject area: Chemistry: Inorganic Chemistry Chemistry: Analytical Chemistry Chemistry: Spectroscopy
Chemistry: Organic Chemistry

Source type: Journal

[View all documents >](#) [Set document alert](#) [Save to source list](#)

CiteScore 2022 ⓘ
6.0

SJR 2022 ⓘ
0.482

SNIP 2022 ⓘ
0.954

[CiteScore](#) [CiteScore rank & trend](#) [Scopus content coverage](#)

ⓘ Improved CiteScore methodology ✕

CiteScore 2022 counts the citations received in 2019-2022 to articles, reviews, conference papers, book chapters and data papers published in 2019-2022, and divides this by the number of publications published in 2019-2022. [Learn more >](#)

CiteScore 2022 ▼

$$6.0 = \frac{46,017 \text{ Citations } 2019 - 2022}{7,633 \text{ Documents } 2019 - 2022}$$

Calculated on 05 May, 2023

CiteScoreTracker 2023 ⓘ

$$7.0 = \frac{59,553 \text{ Citations to date}}{8,464 \text{ Documents to date}}$$

Last updated on 05 March, 2024 • Updated monthly

CiteScore rank 2022 ⓘ

Category	Rank	Percentile
Chemistry		
└ Inorganic Chemistry	#19/78	76th
Chemistry		
└ Analytical Chemistry	#39/141	72nd
Chemistry		

[View CiteScore methodology >](#) [CiteScore FAQ >](#) [Add CiteScore to your site ↗](#)



NEW

The power of the Web of Science™ on your mobile device, wherever inspiration strikes.

Dismiss

Learn More

Already have a manuscript?

Use our Manuscript Matcher to find the best relevant journals!

[Find a Match](#)

Refine Your Search Results

Sort By:



Filters [Clear All](#)

- Web of Science Coverage
- Open Access
- Category
- Country / Region
- Language
- Frequency
- Journal Citation Reports

Search Results

Found 964 results (Page 1) [Share These Results](#)

Exact Match Found

JOURNAL OF MOLECULAR STRUCTURE

Publisher: ELSEVIER , RADARWEG 29, AMSTERDAM, Netherlands, 1043 NX

ISSN / eISSN: 0022-2860 / 1872-8014

Web of Science Core Collection: Science Citation Index Expanded

Additional Web of Science Indexes: Current Contents Physical, Chemical & Earth Sciences | Essential Science Indicators

[Share This Journal](#) [View profile page](#)

* Requires free login.

Other Possible Matches





Journal of Molecular Structure

Supports open access

6

Citations

3.8

Impact Factor

Articles & Issues

About

Publish

Order journal

Search in this journal

Submit your article

Guide for authors

About the journal

The *Journal of Molecular Structure* is dedicated to the publication of full-length articles and review papers, providing important **new structural information** on all types of chemical species including:

• Stable and unstable **molecules** in all types of environments (vapour, molecular beam, liquid, ...)

[View full aims & scope](#)

\$3530

Article publishing charge for open access

10 days

Time to first decision

67 days

Review time

82 days

Submission to acceptance

[View all insights](#)

Editor-in-Chief [View full editorial board](#)

Articles

Latest published | Articles in press | Top cited | Most downloaded | Most popular

Research article • Abstract only

Synthesis and antibacterial activities of novel hybrid molecules based on benzothiazole, benzimidazole, benzoxazole, and pyrimidine derivatives, each connected to *N*-arylacetamide and benzoate groups

Ahmed H.M. Elwahty, ... Ismail A. Abdeltamid
2 July 2024

Research article • Abstract only

The effect of ligand/ metal-ligand ratio on the structural architectures of five different 1D zinc(II) coordination polymers with pyridyl derivative ligands

Juan Song, ... Hui-Ying Dai
2 July 2024

Research article • Abstract only

A novel and efficient boron-containing magnetic catalyst based on graphene oxide (GO-Fe₂O₄-BF₃) for synthesis of pyrazole and pyranopyrazole derivatives

Laila Amin-zirrol, ... Soheila Khabradkeh
2 July 2024

Research article • Abstract only

X-ray diffraction, structural analysis, quantum reactivity studies, molecular interactions, spectroscopic insights and antiepileptic activities of [Cu(C₇N₂H₈O₂)₂(NO₂)(H₂O)₂]⁺NO₂⁻ hybrid material by molecular docking

Wydene Nabil, ... Kamel Kaabi
2 July 2024

Research article • Abstract only

System energy and band gap prediction of titanium dioxide based on machine learning

Shengbin Chen, ... Bin Hu
2 July 2024

Research article • Abstract only

Probing the interaction of an antiviral drug 8-methoxy-3-nitro-2-(4-methoxyphenyl)-2H-chromene (MNC) with DNA by experimental and computational approach

Dipak Kumar Sahoo, Nilima Priyadarshini Mishra
2 July 2024

Research article • Abstract only

Structure, dielectric, and energy storage properties of perovskite CaTiO₃ ceramic synthesized using the natural calcium from Pansi shell (*Corbicula mookiana*) waste

Tjo Putra Wendari, ... Graeme R. Blake
2 July 2024

Research article • Abstract only

Investigating structural dynamics and sensing capabilities: Spectroscopic and DFT analysis of novel AIEE active deferasirox based organic sensor

Sania, ... Sohail Anjum Shaheed
2 July 2024

[Read latest issue](#)

More from Journal of Molecular Structure





Journal of Molecular Structure

Volume 1253, 5 April 2022, 132214

Raman spectroscopic study of cinnamyl-1 diphenylmethyl-4 piperazine (Cinnarizine) at high pressure

Jaimin U. Trivedi^a, Pallavi Ghalsasi^a  , Somnath Ganguly^b  , S.J. Jenepha Mary^c, C. James^dShow more  Share  Cite<https://doi.org/10.1016/j.molstruc.2021.132214> [Get rights and content](#) 

Highlights

- High pressure Raman spectroscopic measurements have been carried out on Cinnarizine up to 15.3 GPa.
- The compound develops broader bands with pressure with some modes changing from ~0.9 GPa.
- Change in $d\omega/dP$ values indicate phase changes around ~2.7, ~5, ~7.5 ~9 and ~1112 GPa.
- Most of the modes show irreversible changes with pressure with pressure and do not recover at all after decompression of the sample whereas other vibrational modes involving rings 1,2 and 3 do show partial recovery after decompression.
- Pressure induced phase transition below 1 GPa and ensuing disorder could have an effect on the solubility, dissolution and pharmacokinetics of the solid drug.
- As tableting pressures are around 0.20,5 GPa, it is likely that a tableted form could have a different profile and they need to be checked for physicochemical behavior and PK/PD.

Abstract

Raman spectra of Cinnarizine in the 35–3400 cm^{-1} region were studied at high pressures up to 15.3 GPa, using a Diamond Anvil Cell. Broadening of bands is observed starting from ~0.9 up to ~11–12 GPa pressures as evidenced by the changes in the Raman spectra of some modes. Plots of frequency vs pressure of bands, show increase of frequency with pressure for most of the bands and the slopes, $d\omega/dP$, of some bands show clear changes around ~2.7, ~5, ~7.5 ~9 and ~11–12 GPa indicating phase transformation caused by changes in structure and chemical bonds at these pressures. The present article describes high pressure effects on cinnarizine studied by Raman Spectroscopy and is supported by





Source details

Spectroscopy Letters

Scopus coverage years: from 1968 to Present

Publisher: Taylor & Francis

ISSN: 0038-7010 E-ISSN: 1532-2289

Subject area: Physics and Astronomy: Atomic and Molecular Physics, and Optics Chemistry: Analytical Chemistry
Chemistry: Spectroscopy

Source type: Journal

[View all documents >](#) [Set document alert](#) [Save to source list](#)

CiteScore 2022 ⓘ
2.4

SJR 2022 ⓘ
0.249

SNIP 2022 ⓘ
0.461

[CiteScore](#) [CiteScore rank & trend](#) [Scopus content coverage](#)

i Improved CiteScore methodology ✕

CiteScore 2022 counts the citations received in 2019-2022 to articles, reviews, conference papers, book chapters and data papers published in 2019-2022, and divides this by the number of publications published in 2019-2022. [Learn more >](#)

CiteScore 2022 ▼

$$2.4 = \frac{667 \text{ Citations } 2019 - 2022}{274 \text{ Documents } 2019 - 2022}$$

Calculated on 05 May, 2023

CiteScoreTracker 2023 ⓘ

$$2.9 = \frac{711 \text{ Citations to date}}{243 \text{ Documents to date}}$$

Last updated on 05 April, 2024 • Updated monthly

CiteScore rank 2022 ⓘ

Category	Rank	Percentile
Physics and Astronomy		
└ Atomic and Molecular Physics, and Optics	#140/211	33rd
Chemistry		
└ Analytical Chemistry	#94/141	33rd
Chemistry		

[View CiteScore methodology >](#) [CiteScore FAQ >](#) [Add CiteScore to your site ↗](#)



Already have a manuscript?

Use our Manuscript Matcher to find the best relevant journals!

[Find a Match](#)

Filters [Clear All](#)

- Web of Science Coverage
- Open Access
- Category
- Country / Region
- Language
- Frequency
- Journal Citation Reports

Refine Your Search Results

Spectroscopy Letters [Search](#)

Sort By: Relevancy

Search Results

Found 234 results (Page 1) [Share These Results](#)

Exact Match Found

SPECTROSCOPY LETTERS

Publisher: TAYLOR & FRANCIS INC , 530 WALNUT STREET, STE 850, PHILADELPHIA, USA, PA, 19106

ISSN / eISSN: 0038-7010 / 1532-2289

Web of Science Core Collection: Science Citation Index Expanded

Additional Web of Science Indexes: Current Contents Physical, Chemical & Earth Sciences | Essential Science Indicators

[Share This Journal](#) [View profile page](#)

* Requires free login.

Other Possible Matches

APPLIED SPECTROSCOPY

Publisher: SAGE PUBLICATIONS INC , 2455 TELLER RD, THOUSAND OAKS, USA, CA, 91320

ISSN / eISSN: 0003-7028 / 1943-3530

Web of Science Core Collection: Science Citation Index Expanded



Taylor & Francis Online Log in | Register Cart

Home ▶ All Journals ▶ Spectroscopy Letters



Spectroscopy Letters

An International Journal for Rapid Communication

Publish open access in this journal

Covers experimental and theoretic work on all types of spectroscopy across disciplines, from mass and molecular to X-ray, microwave and laser spectroscopy.

[Submit an article](#) ▼ |
 [About this journal](#) ▼ |
 [Browse all articles & issues](#) ▼ |
 [Alerts & RSS feed](#) ▼ |
 [Buy a subscription](#)

Journal overview

Aims and scope	
Journal metrics >	Editorial board >
Instructions for authors >	
<p>Spectroscopy Letters provides vital coverage of all types of spectroscopy across all the disciplines where they are used—including novel work in fundamental spectroscopy, applications, diagnostics and instrumentation. The audience is intended to be all practicing spectroscopists across all scientific (and some engineering) disciplines, including: physics, chemistry, biology, instrumentation science, and pharmaceutical science.</p>	
<p>Read full aims and scope</p>	

Explore articles



Taylor & Francis Online Log In | Register | Cart

Home ▶ All Journals ▶ Spectroscopy Letters ▶ List of Issues ▶ Volume 55, Issue 7 ▶ Vibrational spectroscopic signatures, ef ...

Spectroscopy Letters >
An International Journal for Rapid Communication
Volume 55, 2022 - Issue 7

130 1 0
Views CrossRef citations to date Altmetric

Research Articles

Vibrational spectroscopic signatures, effect of rehybridization and hyperconjugation on the dimer molecule of N-(4-chlorophenyl)-2-[(4,6-di-aminopyrimidin-2-yl)sulfanyl]acetamide- quantum computational approach

S. J. Jenepha Mary, Sayantan Pradhan & C. James

Pages 447-463 | Received 04 Dec 2021, Accepted 23 Jun 2022, Published online: 13 Jul 2022

Cite this article <https://doi.org/10.1080/00387010.2022.2098339> Check for updates

Sample our Physical Sciences Journals
-> [Sign in here](#) to start your access to the latest two volumes for 14 days

Full Article Figures & data References Supplemental Citations Metrics

Reprints & Permissions Read this article

Abstract

The antiviral active molecule N-(4-chlorophenyl)-2-[(4,6-di-aminopyrimidin-2-yl)sulfanyl] acetamide has been characterized to obtain vibrational signatures via Raman and Fourier transform infrared spectroscopy, comparing the results generated by ab initio calculations. The density functional theory model, performed by GAUSSIAN 09 packages, based on the Becke, 3-parameter, Lee-Yang-Parr exchange correlation functions augmented with 6-311++(d,p) basis set. The geometric equilibrium, inter and intra-molecular hydrogen bond, and harmonic vibrational wavenumbers of N-(4-chlorophenyl)-2-[(4,6-di-aminopyrimidin-2-yl)sulfanyl]acetamide were explored with density functional theory. The stereo-electronic interactions, leading to stability were confirmed using natural bond orbital analysis, which has been further substantiated by vibrational spectral analysis. Hirshfeld surface gives an insight into intermolecular contacts within the Crystal structure. The optimized geometry shows a non-planar structure between the phenyl ring and the pyrimidine ring. Differences in the geometries due to the substitution of the electronegative chlorine atom, intramolecular and intermolecular contacts due to the amino pyrimidine were analyzed. NBO analysis reveals the formation of two strong stable hydrogen bonded N-H...N intermolecular interactions and weak intramolecular interactions C-H...O and N-H...O. The Hirshfeld surfaces and consequently the 2D-fingerprint confirm the nature of intermolecular interactions and their quantitative contributions toward the crystal packing. The red shift in N-H stretching frequency exposed from IR substantiate the formation of N-H...N intermolecular hydrogen bond. The pharmacokinetic properties were investigated from adsorption, distribution, metabolism, excretion and toxicity results. In-silico docking shows the inhibition activity against virus.

Q Keywords: Density functional theory (DFT) FT-IR and Raman spectra hyperconjugation molecular docking rehybridization SARS-CoV-2





Source details

Fermentation

Open Access ⓘ

Scopus coverage years: from 2015 to Present

Publisher: Multidisciplinary Digital Publishing Institute (MDPI)

E-ISSN: 2311-5637

Subject area: Agricultural and Biological Sciences: Plant Science

Biochemistry, Genetics and Molecular Biology: Biochemistry, Genetics and Molecular Biology (miscellaneous)

View all ▾

Source type: Journal

- [View all documents >](#)
- [Set document alert](#)
- [Save to source list](#)

CiteScore 2022 **3.7** ⓘ

SJR 2022 **0.518** ⓘ

SNIP 2022 **0.999** ⓘ

[CiteScore](#) [CiteScore rank & trend](#) [Scopus content coverage](#)

i Improved CiteScore methodology ✕

CiteScore 2022 counts the citations received in 2019-2022 to articles, reviews, conference papers, book chapters and data papers published in 2019-2022, and divides this by the number of publications published in 2019-2022. [Learn more >](#)

CiteScore ²⁰²² ▾

3.7 = $\frac{4,742 \text{ Citations 2019 - 2022}}{1,283 \text{ Documents 2019 - 2022}}$

Calculated on 05 May, 2023

CiteScoreTracker 2023 ⓘ

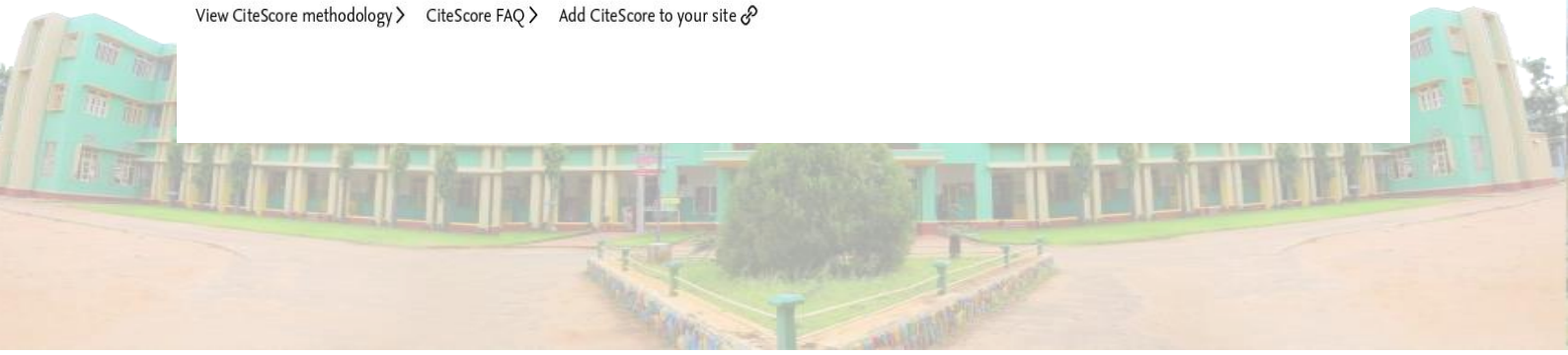
3.8 = $\frac{8,402 \text{ Citations to date}}{2,194 \text{ Documents to date}}$

Last updated on 05 April, 2024 • Updated monthly

CiteScore rank 2022 ⓘ

Category	Rank	Percentile
Agricultural and Biological Sciences	#158/487	67th
└ Plant Science		
Biochemistry, Genetics and Molecular Biology	#31/79	61st
└ Biochemistry, Genetics and Molecular Biology (miscellaneous)		

[View CiteScore methodology >](#) [CiteScore FAQ >](#) [Add CiteScore to your site &](#)



Already have a manuscript?

Use our Manuscript Matcher to find the best relevant journals!

[Find a Match](#)

Filters [Clear All](#)

- Web of Science Coverage
- Open Access
- Category
- Country / Region
- Language
- Frequency
- Journal Citation Reports

Refine Your Search Results

Fermentation [Search](#)

Sort By: Relevancy

Search Results

Found 5 results (Page 1) [Share These Results](#)

Exact Match Found

FERMENTATION-BASEL OPEN ACCESS

Publisher: MDPI , ST ALBAN-ANLAGE 66, BASEL, SWITZERLAND, CH-4052

ISSN / eISSN: 2311-5637

Web of Science Core Collection: Science Citation Index Expanded

Additional Web of Science Indexes: Biological Abstracts | BIOSIS Previews | Current Contents Life Sciences | Essential Science Indicators

[Share This Journal](#) [View profile page](#)

* Requires free login.

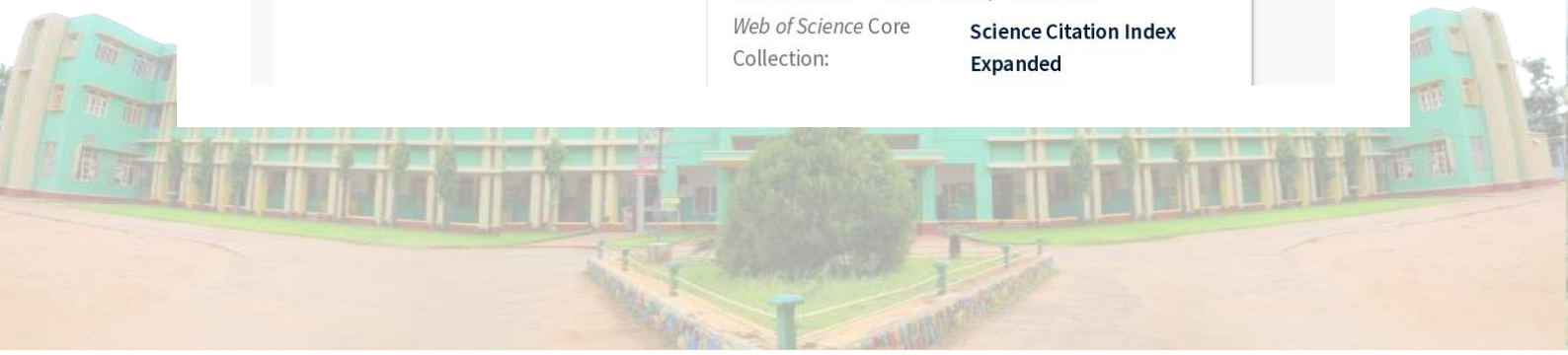
Other Possible Matches

JOURNAL OF FOOD PROTECTION OPEN ACCESS

Publisher: ELSEVIER , RADARWEG 29, AMSTERDAM, Netherlands, 1043 NX

ISSN / eISSN: 0362-028X / 1944-9097

Web of Science Core Collection: Science Citation Index Expanded





Search for Articles:

Title / Keyword

Author / Affiliation / Email

Fermentation

All Article Types

Search

[Advanced](#)

[Journals](#) / [Fermentation](#)

IMPACT FACTOR
3.7

CITESCORE
3.7



[Submit to Fermentation](#)

[Review for Fermentation](#)



Journal Menu

- [Fermentation Home](#)
- [Aims & Scope](#)
- [Editorial Board](#)
- [Topical Advisory Panel](#)
- [Instructions for Authors](#)
- [Special Issues](#)
- [Topics](#)
- [Sections & Collections](#)
- [Article Processing Charge](#)
- [Indexing & Archiving](#)
- [Editor's Choice Articles](#)
- [Most Cited & Viewed](#)
- [Journal Statistics](#)
- [Journal History](#)
- [Journal Awards](#)
- [Conferences](#)
- [Editorial Office](#)

Journal Browser

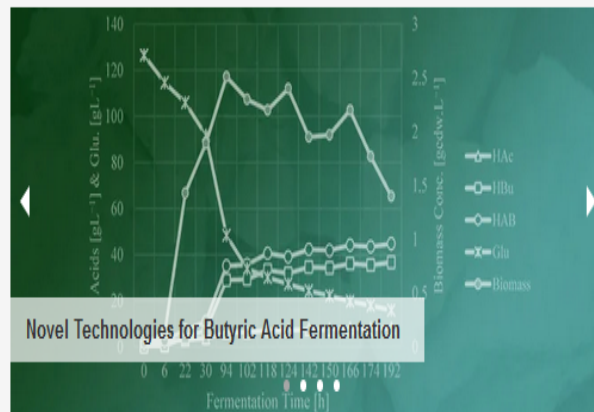
volume

issue

Go

- > [Forthcoming issue](#)
- > [Current issue](#)

- [Vol. 10 \(2024\)](#)
- [Vol. 9 \(2023\)](#)
- [Vol. 8 \(2022\)](#)
- [Vol. 5 \(2019\)](#)
- [Vol. 4 \(2018\)](#)
- [Vol. 3 \(2017\)](#)



Fermentation

Fermentation is an international, peer-reviewed, open access journal on fermentation process and technology published monthly online by MDPI.

- **Open Access** — free for readers, with [article processing charges \(APC\)](#) paid by authors or their institutions.
- **High Visibility:** indexed within [Scopus](#), [SCIE \(Web of Science\)](#), [PubAg](#), [FSTA](#), [Inspec](#), [CAPlus / SciFinder](#), and [other databases](#).
- **Journal Rank:** JCR - Q2 (*Biotechnology & Applied Microbiology*) / CiteScore - Q2 (*Plant Science*)
- **Rapid Publication:** manuscripts are peer-reviewed and a first decision is provided to authors approximately 14.3 days after submission; acceptance to publication is undertaken in 2.8 days (median values for papers published in this journal in the second half of 2023).
- **Recognition of Reviewers:** reviewers who provide timely, thorough peer-review reports receive vouchers entitling them to a discount on the APC of their next publication in any MDPI journal, in appreciation of the work done.

Impact Factor: 3.7 (2022); 5-Year Impact Factor: 4.5 (2022)

[Imprint Information](#) [Journal Flyer](#) [Open Access](#) ISSN: 2311-5637

Latest Articles

[Open Access](#) [Article](#)

11 pages, 708 KiB

Differences in the Behavior of Anthocyanin Coloration in Wines Made from *Vitis vinifera* and Non-*vinifera* Grapes

by Tohru Okuda, Kyohei Maeda, Itsuki Serizawa, Fumie Watanabe-Saito and

E-Mail Alert

Add your e-mail address to receive forthcoming issues of this journal:

Enter Your E-Mail Address...

Subscribe

News

2 April 2024

[MDPI Insights: The CEO's Letter #10 - South Korea, IWD, UZA, Japan](#)

4 March 2024

[MDPI Insights: The CEO's Letter #9 - Romania, Research Integrity, Viruses](#)

20 February 2024

[Meet the Editors | Interview with Prof. Dr. Antonio Morata—Section Editor-in-Chief of Section "Fermentation for Food and Beverages" in Fermentation](#)

[More News & Announcements...](#)

Topics

[Propose a Topic](#)

Topic in [Beverages](#), [Fermentation](#), [Foods](#), [Molecules](#), [Separations](#)

[Advances in Analysis of Flavors and Fragrances: Chemistry, Properties and Applications in Food Quality Improvement](#)

Topic Editors: Ana Leahu, Maria Soledad Prats Moya, Cristina Ghinea

Deadline: 31 May 2024

Article

Synthesis, Characterization, Antibacterial, Antifungal, Antioxidant, and Anticancer Activities of Nickel-Doped Hydroxyapatite Nanoparticles

Saleth Sebastianmal^{1,*}, Arul Sigamani Lesly Fathima¹, Johnson Henry², Mohammad Ahmad Wadaan³, Shahid Mahboob³, Arwa Mohammad Wadaan⁴, Irfan Manzoor⁵, Kasi Gopinath⁶, Mohan Rajeswary⁷ and Marimuthu Govindarajan^{8,9,*}



check for updates

Citation: Sebastianmal, S.; Fathima, A.S.L.; Henry, J.; Wadaan, M.A.; Mahboob, S.; Wadaan, A.M.; Manzoor, I.; Gopinath, K.; Rajeswary, M.; Govindarajan, M. Synthesis, Characterization, Antibacterial, Antifungal, Antioxidant, and Anticancer Activities of Nickel-Doped Hydroxyapatite Nanoparticles. *Fermentation* **2022**, *8*, 677. <https://doi.org/10.3390/fermentation8120677>

Academic Editor: Nadezhda Sachivkina

Received: 25 October 2022

Accepted: 24 November 2022

Published: 26 November 2022

Publisher's Note: MDPI stays neutral with regard to jurisdictional claims in published maps and institutional affiliations.



Copyright: © 2022 by the authors. Licensee MDPI, Basel, Switzerland. This article is an open access article distributed under the terms and conditions of the Creative Commons Attribution (CC BY) license (<https://creativecommons.org/licenses/by/4.0/>).

- ¹ Research Department of Physics, Holy Cross College (Autonomous), Nagercoil 629004, Tamil Nadu, India. (Affiliated to Manonmaniam Sundaranar University, Tirunelveli 627012, Tamil Nadu, India)
 - ² Department of Physics, Manonmaniam Sundaranar University, Tirunelveli 627012, Tamil Nadu, India
 - ³ Department of Zoology, College of Science, King Saud University, Riyadh 11451, Saudi Arabia
 - ⁴ College of Medicine, AlMaarefa University, Dairiyah 13713, Saudi Arabia
 - ⁵ Department of Biology, Indiana University Bloomington, Bloomington, IN 47405, USA
 - ⁶ Division of Packaging Technology, Faculty of Agro-Industry, Chiang Mai University, Chiang Mai 50200, Thailand
 - ⁷ PG and Research Department of Zoology, ADM College for Women (Autonomous), Nagapattinam 611 001, Tamil Nadu, India
 - ⁸ Unit of Vector Control, Phytochemistry and Nanotechnology, Department of Zoology, Annamalai University, Annamalai Nagar 608 002, Tamil Nadu, India
 - ⁹ Unit of Natural Products and Nanotechnology, Department of Zoology, Government College for Women (Autonomous), Kumbakonam 612 001, Tamil Nadu, India
- * Correspondence: sebastianmal.s@holycrossngl.edu (S.S.); drgovind1979@gmail.com or dr.m.govindarajan@gcwk.ac.in (M.G.); Tel.: +91-9585265999 (M.G.)

Abstract: The purpose of this research was to investigate the possible antibacterial, antifungal, antioxidant, and anticancer effects of nickel (Ni²⁺)-doped hydroxyapatite (HAp) nanoparticles (NPs) synthesized using the sol-gel approach. X-ray powder diffraction (XRD), Fourier transform infrared spectroscopy (FTIR), Raman spectroscopy (Raman), field-emission scanning electron microscopy (FESEM), and elemental analysis were used to characterize the Ni²⁺-doped HApNPs. X-ray diffraction investigation showed that the nanoscale structure of Ni²⁺-doped HApNPs was hexagonal, with an average crystallite size of 39.91 nm. Ni²⁺-doped HApNPs were found to be almost spherical in form and 40–50 nm in size, as determined by FESEM analysis. According to EDAX, the atomic percentages of Ca, O, P, and Ni were 20.93, 65.21, 13.32, and 0.55, respectively. Ni²⁺-doped HApNPs exhibited substantial antibacterial properties when tested in vitro against several pathogens, including *Escherichia coli*, *Shigella flexneri*, *Klebsiella pneumoniae*, *Pseudomonas aeruginosa*, and *Staphylococcus aureus*. Antibacterial activity, at 50 mg tested concentration, demonstrated superior effects on G^{-ve} bacteria than G^{+ve} pathogens. The antifungal activity of *Oidium caricae*, *Aspergillus flavus*, and *A. niger* revealed a zone of inhibition of 23, 11, and 5 mm, respectively. These actions rely on the organism's cell wall structure, size, and shape. Incorporating Ni²⁺ into HApNPs allows them to function as powerful antioxidants. Ni²⁺-doped HApNPs had a good cytotoxic impact against the HeLa cell line, which improved with increasing concentration and was detected at a 68.81 µg/mL dosage. According to the findings of this study, the Ni²⁺-doped HApNPs are extremely promising biologically active candidates owing to their improved functional features.

Keywords: green synthesis; bionanomaterials; hydroxyapatite; antimicrobial activity; cytotoxic effect; HeLa cell line

NEW The power of the Web of Science™ on your mobile device, wherever inspiration strikes. Dismiss Learn More

Already have a manuscript? Use our Manuscript Matcher to find the best relevant journals! Find a Match

Filters Clear All Web of Science Coverage Open Access Category Country / Region Language Frequency Journal Citation Reports

Refine Your Search Results

"Indian Journal of Natural Sciences" Search

Sort By: Title (A-Z)

Search Results

Found 1 results (Page 1) Share These Results

Exact Match Found

INDIAN JOURNAL OF NATURAL SCIENCES Publisher: TAMIL NADU SCIENTIFIC RESEARCH ORGANISATION, NO 46-141, MEENAKSHIPURAM RD, NEAR POST OFFICE, PUDUKKOTTAI DIST, TAMIL NADU, INDIA, ARIMALAM, 622 201 ISSN / eISSN: 0976-0997 Additional Web of Science Indexes: Zoological Record Share This Journal View profile page *Requires free login.

1 - 1 of 1 Items per page: 10





TamilNadu Scientific Research Organisation

SCIENCE FOR RURAL PROSPERITY

- Home
- About Us
- Aims & Objectives
- Legal Status
- Achievements
- Membership
- Events
- Students Project
- MoUs
- Community Radio Station
- Plant Science Research Division (PSRD)
- Holistic Health Sciences & Research
- Organization Structure
- Infrastructure
- Current Activities
- Annual Report
- Research Journal
- Projects
- Publications
- Donate
- Documents / Reports
- Gallery
- News Clippings
- FAQs
- Contact us



[Annual Reports](#) 
[Research Journal](#) 
[Send Your Articles](#) 

Research Journal



Connecting People with Nature

INDIAN JOURNAL OF NATURAL SCIENCES

ISSN: 0976-0997 (Print, Bimonthly) Multidisciplinary Sciences

Regd.Off : C/o TNSRO, NO 46-141, Meenakshipuram Rd, Arimalam 622 201, Pudukkottai, Tamil Nadu, India



INTERNATIONAL
Scientific Indexing

ISI IMPACT FACTOR : 2.452 - 2022-2023



[Click Here to See Policy](#)

Tamil Nadu Scientific Research Organization is working for the promotion of society by transferring science & technology since 1997. We are very keen in appreciating and recognizing the contribution of every one of you. We are publishing Indian Journal of Natural Sciences - IJONS from August 2010. The Journal is peer reviewed International Journal for publication of Original Research papers /Reviews/ Short communications/Book reviews/Reports on conferences/Seminar, Important events, News of interest, Special articles, General articles etc.

Call for Papers: Investigations related to science in all branches

Subjects to be Covered

Physics, Chemistry, Botany, Zoology, Agricultural Sciences, Veterinary Sciences, Geosciences, Aero science, Atmospheric science, Plant science, Animal health, Environmental science, Economic Science, Social Science, Mathematics, Engineering and Technology, Space science and Astronomy, Information and communication, Biotechnology, Biomedicine, Medical Science, Linguistics Science, Earth Science, Statistical Science, Computer Science, Microbiology, Life Science, Environmental Engineering, Computational Biology, Indigenous and Alternative Medicines, Anthropology, Linguistic and Humanities, Earth Sciences and other Natural Sciences,





Anti-Diabetic Activity of Chelating Bis N- Propylethylenediamine Zinc Complex

M. Jaya Brabha¹ and M. Anitha Malbi^{2*}

¹Research Scholar (Reg.No: 18123042032015), Department of Chemistry, Holy Cross College, Nagercoil, Affiliated to Manonmaniam Sundaranar University, Tirunelveli, Tamil Nadu, India.

²Assistant Professor, Department of Chemistry, Holy Cross College, Nagercoil, Affiliated to Manonmaniam Sundaranar University, Tirunelveli, Tamil Nadu, India.

Received: 26 Sep. 2021

Revised: 12 Oct 2021

Accepted: 30 Oct 2021

*Address for Correspondence

M. Anitha Malbi

Assistant Professor,

Department of Chemistry,

Holy Cross College, Nagercoil,

Affiliated to Manonmaniam Sundaranar University,

Tirunelveli, Tamil Nadu, India.

Email: anithamalbi@holycrossngl.edu



This is an Open Access Journal / article distributed under the terms of the [Creative Commons Attribution License \(CC BY-NC-ND 3.0\)](https://creativecommons.org/licenses/by-nc-nd/3.0/) which permits unrestricted use, distribution, and reproduction in any medium, provided the original work is properly cited. All rights reserved.

ABSTRACT

Metals are an integral part of many structural and functional components in the body, and the critical role of metals in physiological and pathological processes has always been of interest to researchers. Metals have been used in the treatment of diseases of humans since ancient time. The primary objective of the study was to describe anti-diabetic activity by bis N-propylethylenediamine zinc (II) complex. The synthesised complex was characterised by elemental analysis, FTIR, powder X-ray diffraction and EDAX. Stability of the complex was determined by TGA & DTA. Anti-Diabetic activity was studied by invitro alpha glucosidase and alpha amylase assay.

Keywords: Chelate complex, Charge Transfer Transition, Thermal analysis, Co-ordination Compound, Alpha glucosidase and Alpha amylase

INTRODUCTION

It is also known as simply diabetes, is a group of metabolic diseases in which there are high blood sugar levels over a prolonged period. This high blood sugar produces the symptoms of frequent urination, increased thirst, and increased hunger. The common symptom of diabetes includes poly uria (frequent urination), polydipsia (increased thirst) and poly phagia (increased appetite). [1] Diabetes is due to either the pancreas not producing enough insulin, or the cells of the body not responding properly to the insulin produced. [2] Metal complexes are playing an

38947



Source details

Journal of Molecular Structure

Scopus coverage years: from 1967 to Present

Publisher: Elsevier

ISSN: 0022-2860

Subject area: [Chemistry: Inorganic Chemistry](#) [Chemistry: Analytical Chemistry](#) [Chemistry: Spectroscopy](#)

[Chemistry: Organic Chemistry](#)

Source type: Journal

[View all documents >](#)

[Set document alert](#)

[Save to source list](#)

CiteScore 2022

6.0

[i](#)

SJR 2022

0.482

[i](#)

SNIP 2022

0.954

[i](#)

[CiteScore](#) [CiteScore rank & trend](#) [Scopus content coverage](#)

i Improved CiteScore methodology

CiteScore 2022 counts the citations received in 2019-2022 to articles, reviews, conference papers, book chapters and data papers published in 2019-2022, and divides this by the number of publications published in 2019-2022. [Learn more >](#)

CiteScore 2022 [v](#)

$$6.0 = \frac{46,017 \text{ Citations } 2019 - 2022}{7,633 \text{ Documents } 2019 - 2022}$$

Calculated on 05 May, 2023

CiteScoreTracker 2023 [i](#)

$$7.1 = \frac{59,743 \text{ Citations to date}}{8,464 \text{ Documents to date}}$$

Last updated on 05 April, 2024 • Updated monthly

CiteScore rank 2022 [i](#)

Category	Rank	Percentile
Chemistry		
└ Inorganic Chemistry	#19/78	76th
Chemistry		
└ Analytical Chemistry	#39/141	72nd
Chemistry		

[View CiteScore methodology >](#) [CiteScore FAQ >](#) [Add CiteScore to your site !\[\]\(5c5827840e20b2fdcf5a95912ba29712_img.jpg\)](#)



Master Journal List

[Search Journals](#)

[Match Manuscript](#)

[Downloads](#)

[Help C](#)


 The power of the Web of Science™ on your mobile device, wherever inspiration strikes. [Dismiss](#) [Learn More](#)

Already have a manuscript?

Use our Manuscript Matcher to find the best relevant journals!

[Find a Match](#)

Filters [Clear All](#)

- Web of Science Coverage ▼
- Open Access  ▼
- Category ▼
- Country / Region ▼
- Language ▼
- Frequency ▼
- Journal Citation Reports ▼

Refine Your Search Results

Journal of Molecular Structure [Search](#)

Sort By: Relevancy ▼

Search Results

Found 964 results (Page 1) [Share These Results](#)

Exact Match Found

JOURNAL OF MOLECULAR STRUCTURE

Publisher: ELSEVIER , RADARWEG 29, AMSTERDAM, Netherlands, 1043 NX

ISSN / eISSN: 0022-2860 / 1872-8014


Web of Science Core Collection: Science Citation Index Expanded

Additional Web of Science: Current Contents Physical, Chemical & Earth Sciences | Essential Science Indicators

[Share This Journal](#) [View profile page](#)

* Requires free login.

Other Possible Matches

NATURE STRUCTURAL & MOLECULAR 





ScienceDirect

Journal of Molecular Structure

Supports open access

6

CiteScore

3.8

Impact Factor

[Submit your article ↗](#)[Guide for authors](#)

Menu



Search in this journal

About the journal

The *Journal of Molecular Structure* is dedicated to the publication of full-length articles and review papers, providing important **new structural information** on all types of chemical species including:

- Stable and unstable **molecules** in all types of environments (vapour, molecular beam, liquid, ...)

[View full aims & scope](#)**\$3570** ⓘArticle publishing charge
for open access**10 days**

Time to first decision

67 days

Review time

82 days

Submission to acceptance

[View all insights](#)



Computational and biological efficacy of stigmasterol against HeLa cells and Vero cells- first time isolated from the ethanolic extract of *Annonamuricata* Linn leaves

J. Irshad Ahamed^a, Francy K^a, A. Vini Priya^b, J. PremaKumari^c, R.P. Steiny^d, P. Kamalarajan^e, B. Venkatadri^f

Show more

Share Cite

<https://doi.org/10.1016/j.molstruc.2021.132186>

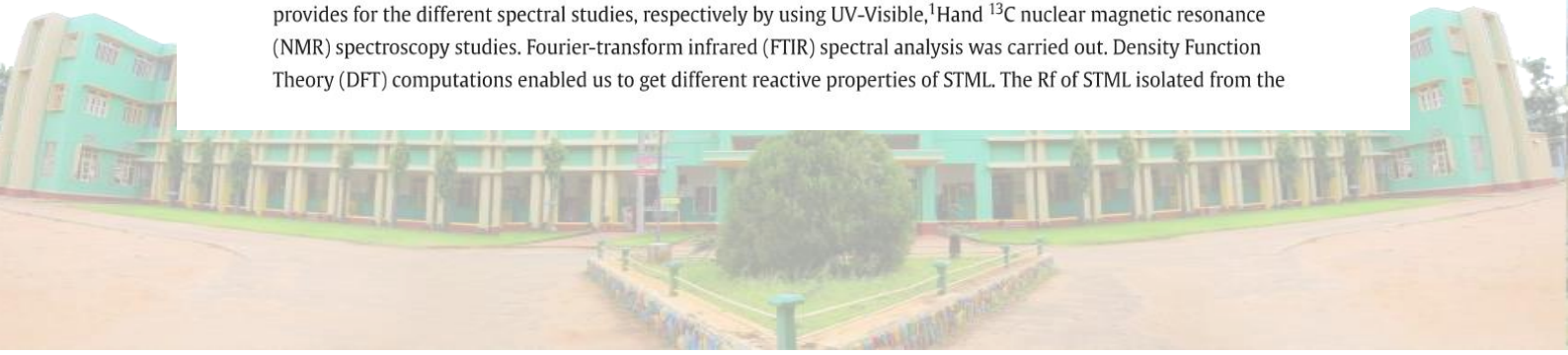
[Get rights and content](#)

Highlights

- **Stigmasterol** (abbreviated as STML) is the first report on the isolation of STML from the leaves of *Annona muricata*.
- Structural and Spectral studies have been completed for STML by experimental and *ab initio* DFT theoretical methods at the B3LYP level with 6–311++G (d, p) basis sets.
- STML confirmed excellent **biological activities** for various *in vitro* studies of **antioxidant**, anti-inflammatory, and **cervical cancer** cells (HeLa).
- STML are showed great *in silico* **molecular docking** activity.

Abstract

The present study was aimed to analyze the *in vitro* **antioxidant**, anti-inflammatory and cytotoxicity activities of isolated bioactive compound stigmasterol (abbreviated as STML) from the leaves of *Annonamuricata*. Extraction was done using Soxhlet apparatus, TLC, column chromatography and STML in the extracts were identified by Gas-Chromatography and Mass-Spectroscopy (GC-MS) analyses. Characterizations of isolated bioactive compound stigmasterol for purity verified were performed using High-performance liquid chromatography (HPLC) technique. **Stigmasterol** compound was estimated by DPPH scavenging and ABTS assay, it showed significant values. *In vitro* cytotoxicity activity of stigmasterol was also tested HeLa cells and Vero cells and IC₅₀ values found that 11.58µg/ml and 173.8µg/ml, respectively. The different spectral analysis were also characterized by experimental and well deal with the theoretical *ab initio* Density functional theory (DFT) method at B3LYP level with 6–311++G(d,p) basis set of provides for the different spectral studies, respectively by using UV-Visible,¹H and ¹³C nuclear magnetic resonance (NMR) spectroscopy studies. Fourier-transform infrared (FTIR) spectral analysis was carried out. Density Function Theory (DFT) computations enabled us to get different reactive properties of STML. The Rf of STML isolated from the





Source details

Biomedical and Biotechnology Research Journal

Open Access ⓘ

Scopus coverage years: 2017, from 2019 to Present

Publisher: Wolters Kluwer Health

ISSN: 2588-9834 E-ISSN: 2588-9842

Subject area: Biochemistry, Genetics and Molecular Biology: Biotechnology

Source type: Journal

CiteScore 2022
1.7 ⓘ

SJR 2022
0.265 ⓘ

SNIP 2022
0.319 ⓘ

- [View all documents >](#)
- [Set document alert](#)
- [Save to source list](#)

[CiteScore](#) [CiteScore rank & trend](#) [Scopus content coverage](#)

i Improved CiteScore methodology ⓘ

CiteScore 2022 counts the citations received in 2019-2022 to articles, reviews, conference papers, book chapters and data papers published in 2019-2022, and divides this by the number of publications published in 2019-2022. [Learn more >](#)

CiteScore 2022 ▼

$$1.7 = \frac{414 \text{ Citations 2019 - 2022}}{243 \text{ Documents 2019 - 2022}}$$

Calculated on 05 May, 2023

CiteScoreTracker 2023 ⓘ

$$2.2 = \frac{699 \text{ Citations to date}}{313 \text{ Documents to date}}$$

Last updated on 05 April, 2024 • Updated monthly

CiteScore rank 2022 ⓘ

Category	Rank	Percentile
Biochemistry, Genetics and Molecular Biology	#216/299	27th
Biotechnology		

[View CiteScore methodology >](#) [CiteScore FAQ >](#) [Add CiteScore to your site](#) ⓘ



The power of the Web of Science™ on your mobile device, wherever inspiration strikes. Dismiss Learn More

Already have a manuscript? Use our Manuscript Matcher to find the best relevant journals! Find a Match

- Filters Clear All
Web of Science Coverage
Open Access
Category
Country / Region
Language
Frequency
Journal Citation Reports

Refine Your Search Results

Biomedical and Biotechnology Research Jour Search

Sort By: Relevancy


Search Results

Found 22,395 results (Page 1) Share These Results

Exact Match Found

BIOMEDICAL AND BIOTECHNOLOGY RESEARCH JOURNAL
Publisher: WOLTERS KLUWER MEDKNOW PUBLICATIONS, WOLTERS KLUWER INDIA PVT LTD, A-202, 2ND FLR, QUBE, C T S NO 1498A-2 VILLAGE MAROL, ANDHERI EAST, MUMBAI, India, Maharashtra, 400059
ISSN / eISSN: 2588-9834 / 2588-9842
Web of Science Core Collection: Emerging Sources Citation Index
Additional Web of Science Indexes: Biological Abstracts | BIOSIS Previews
Share This Journal View profile page







Biomedical and Biotechnology Research Journal (BBRJ)
 Official publication of Society of Biomedical & Biotechnology Scientists (SBBS)

Search Go

Advanced Search

Users Online: 168  

Home About Articles Authors Search Subscribe Contact Us Login

About Us

About the Journal

Biomedical and Biotechnology Research Journal (BBRJ), a publication of Society of Biomedical & Biotechnology Scientists (<https://www.sbbs-soc.com>), is a peer-reviewed online journal with print on demand compilation of issues published. The BBRJ aims to publish current research related to biological and medical studies of biotechnology. It aims to promote communication among clinical researchers, physicians and biologist that works in areas related to Biotechnology, worldwide. The scope of "Biomedical and Biotechnology Research Journal (BBRJ) includes:

1. Basics studies on Nano biotechnology
2. Basics studies on Tissue Engineering
3. Basics studies on Genetics
4. Basics studies on Tissue Modeling
5. Basics studies on Immunology
6. Basics studies on Infectious Diseases
7. Nucleic Acids/Molecular Biology
8. Physiology/Biochemistry
9. Biochemical Engineering/Bioprocess Engineering
10. Computational Chemistry and Molecular Drug Design
11. Genomics and Molecular Bioinformatics
12. Biomarkers Studies
13. Proteomics

The journal's full text is available online at <http://www.bmbtrj.org>. The journal allows free access (Open Access) to its contents and permits authors to self-archive final accepted version of the articles on any OAI-compliant institutional / subject-based repository.

ISSN - Print: 2588-9834, **Online:** 2588-9842

Abstracting and indexing information

The journal is registered with the following abstracting partners:
 Baidu Scholar, Biological Abstracts, BIOSIS Previews, CNKI (China National Knowledge Infrastructure), EBSCO Publishing's Electronic Databases, Ex Libris – Primo Central, Google Scholar, Hinari, Infotrieve, Netherlands ISSN centre, ProQuest, TDNet, Wanfang Data

The journal is indexed with, or included in, the following:
 DOAJ, Emerging Sources Citation Index, Scimago Journal Ranking, SCOPUS, Web of Science

Journal Ethics

Wolters Kluwer and Journal/Association are committed to meeting and upholding standards of ethical behavior at all stages of the publication process. We follow closely the industry associations, such as the Committee on Publication Ethics (COPE), International Committee of Medical Journal Editors (ICMJE) and World Association of Medical Editors (WAME), that set standards and provide guidelines for best practices in order to meet these requirements. For a summary of our specific policies regarding duplicate publication, conflicts of interest, patient consent, etc., please visit www.Medknow.com/EthicalGuidelines.asp

Open Access Publication and Creative Commons Licensing

This is an open access journal, and articles are distributed under the terms of the Creative Commons Attribution-NonCommercial-ShareAlike 4.0 License, which allows others to remix, tweak, and build upon the work non-commercially, as long as appropriate credit is given and the new creations are licensed under the identical terms.

Digital Archiving

Wolters Kluwer Medknow provides for long-term digital preservation through two primary partnerships, Portico and CLOCKSS.

Portico is a leading digital preservation service worldwide. The content is preserved as an archival version and is not publicly accessible via Portico, but is provided when required under specific conditions, such as discontinuation of the collection or catastrophic failure of the website.

Editorial board

SUBMIT ARTICLE

SUBSCRIBE

POPULAR ARTICLES

JOIN AS REVIEWER

GET EMAIL ALERTS

RECOMMEND



Original Article

Structural Characterization of Inclusion Complex of Stigmasterol with Alpha-Cyclodextrin using Spectroscopy and Molecular Modeling

Ranjit Francis¹, Johnese Prama Kumar¹, Simon Lily Rosalie²¹Department of Chemistry, Scott Christian College (Autonomous), Affiliated to Marommaniam Sundaram University, ²Department of Chemistry, Holy Cross College (Autonomous), Affiliated to Marommaniam Sundaram University, Nagercoil, Tamil Nadu, India

Abstract

Background: Stigmasterol possesses numerous physiological effects and is used as food supplements and behaves as a pharmaceutical agent. It exhibits anticancer effects against various cancers. The usefulness of the stigmasterol is restricted due to its poor solubility. To overcome this and enhance the solubility and bioavailability of this phytoesterol, molecular encapsulation is utilized to augment the desirable properties of stigmasterol. This research work aims to investigate the interaction between stigmasterol and alpha-cyclodextrin (α -CD) in aqueous solution as well as in solid state and experimentally examined by spectral techniques. **Methods:** The liquid complexes are characterized by ultraviolet (UV)-visible spectroscopy and solid inclusion complexes are characterized by Fourier transformer infrared resonance and ¹H nuclear magnetic resonance spectroscopy. The thermal behavior of the complex is analyzed by differential scanning calorimeter. Phase solubility studies are done to learn the solubility of the newly synthesized complex. **Results:** Formation constant from UV-visible analysis is found to be 569 M^{-1} by Benesi-Hildebrand equation. The solubility constant is calculated to be 52 M^{-1} . The results obtained prove the inclusion which is confirmed through molecular docking studies. **Conclusion:** The newly synthesized inclusion complex is a potent pharmaceutical agent in drug formulation as stigmasterol solubility is enhanced when included in the cavity of α -CD.

Keywords: Alpha-cyclodextrin, formation constant, inclusion complex, stigmasterol

INTRODUCTION

Stigmasterol, known as stigmasterin found in various medicinal plants, is an unsaturated phytoesterol resembling cholesterol in both structure and function. The molecule constitutes a rigid tetracyclic backbone (6-6-6-5) with one secondary hydroxyl group at one end and one C_{20} branched hydrocarbon chain at the other end.^[1] It is a secondary metabolite used in health-enhancing constituents of natural food.^[2] According to Song *et al.*,^[3] stigmasterol possesses pharmacological properties such as cytotoxicity, antioxidant, anti-inflammatory, antimutagenic, hypoglycemic, antiosteoporotic, and antitumor activity. Despite a wide range of potential attractiveness, stigmasterol is poorly used by the pharmaceutical industry due to its low solubility, high melting point, and chalky taste.^[4] To overcome this problem, stigmasterol may be complexed with different compounds, which would enhance their physicochemical properties.^[5] One such is to form an

inclusion complex with alpha-cyclodextrin (α -CD). CDs are water-soluble, nonreducing, and macrocyclic oligosaccharides that have glucose units formed by an α -1,4 linkage with a lipophilic central cavity and a hydrophilic outer surface.^[6] CDs enhance the delivery of low water-soluble and chemically unstable drugs to the body through biological membranes by improving the bioavailability of drug molecules. In this research, we evaluate the interaction between stigmasterol and

Address for correspondence: Ranjit Francis,
Department of Chemistry, Scott Christian College (Autonomous),
Affiliated to Marommaniam Sundaram University, Nagercoil - 829-001,
Tamil Nadu, India.
E-mail: francisc28@gmail.com

ORCID: <https://orcid.org/0000-0003-4094-5745>

This is an open access journal, and articles are distributed under the terms of the Creative Commons Attribution NonCommercial ShareAlike 4.0 License, which allows others to remix, tweak, and build upon the work non-commercially, as long as appropriate credit is given and the new creations are licensed under the identical terms.

Reprints contact: WORLD-IPM-Science_reprints@waller-ill.com

How to cite this article: Francis R, Kumar JP, Rosalie SL. Structural characterization of inclusion complex of stigmasterol with alpha-cyclodextrin using spectroscopy and molecular modeling. *Biomol Biotechnol Res J* 2022;6:54-9.

Submitted: 11-Sep-2021; Revised: 29-Sep-2021;
Accepted: 23-Oct-2021; Published: 11-Mar-2022.

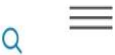
Access this article online

Quick Response Code



Website
www.bmbj.org

DOI:
10.4103/bmbj.bmbj_228_21



Source details

AIP Conference Proceedings

Scopus coverage years: from 1973 to 1978, from 1983 to 1984, 1993, from 2000 to 2001, from 2003 to Present

ISSN: 0094-243X E-ISSN: 1551-7616

Subject area: Physics and Astronomy: General Physics and Astronomy

Source type: Conference Proceeding

- [View all documents >](#)
- [Set document alert](#)
- [Save to source list](#)

CiteScore 2022 ⓘ
0.7

SJR 2022 ⓘ
0.164

SNIP 2022 ⓘ
0.247

[CiteScore](#) [CiteScore rank & trend](#) [Scopus content coverage](#)

i Improved CiteScore methodology ✕

CiteScore 2022 counts the citations received in 2019-2022 to articles, reviews, conference papers, book chapters and data papers published in 2019-2022, and divides this by the number of publications published in 2019-2022. [Learn more >](#)

CiteScore 2022 ▼

$$0.7 = \frac{31,947 \text{ Citations 2019 - 2022}}{43,416 \text{ Documents 2019 - 2022}}$$

Calculated on 05 May, 2023

CiteScoreTracker 2023 ⓘ

$$0.5 = \frac{28,680 \text{ Citations to date}}{57,785 \text{ Documents to date}}$$

Last updated on 05 April, 2024 • Updated monthly

CiteScore rank 2022 ⓘ

Category	Rank	Percentile
Physics and Astronomy		
└ General Physics and Astronomy	#203/240	15th

[View CiteScore methodology >](#) [CiteScore FAQ >](#) [Add CiteScore to your site ↗](#)





CURRENT ISSUE

Volume 3079,
Issue 1,
11 April 2024

[VIEW THIS ISSUE](#)

AIP Conference Proceedings has been a trusted publishing partner for more than 40 years, delivering fast, affordable, and versatile publishing for maximum exposure of your meeting's key research. Our conference proceedings program reports the findings presented at scientific meetings from large international conferences to small specialist workshops. Subject areas span the physical sciences, including physics, math, chemistry, materials science, and engineering.


[Publish with us -](#)
[Request a Quote!](#)

[What others are](#)
[saying about AIP](#)
[Conference](#)
[Proceedings](#)

Most Recent

RESEARCH ARTICLE | APRIL 11 2024

**Preface: The fourth AI-Noor International
Conference for Science and Technology
(4NICST2022)**



RESEARCH ARTICLE | MAY 19 2022

Applications of nanostructured materials in heterogeneous catalysis: A review

B. Jone Magadelin ; S. Ajith Sinthuja; Y. Christabel Shaji[+ Author & Article Information](#)

AIP Conf. Proc. 2393, 020112 (2022)

<https://doi.org/10.1063/5.0074379>

In this review, Diversified The key that is available for catalysis with regard to synthetic approaches in nanotechnology A brief survey is provided, and for applications like this Here are some examples of their usefulness. We begin by discussing applications of nano-structured materials for catalysis Well Defined Sizes, With patterns and lyrics along with heterogeneous solid supports for nanocatalysts. And, then of Let's explore functions Finally, we consider applications in heterogeneous catalysis which Plays an important role in field of catalysts. This review is about the nano structure Perspectives on future developments in the field of research and concludes the overview, in practice to date Achievements will continue to face challenges It also summarizes the detailed set of tasks undertaken in the order.

Topics

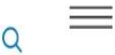
[Nanomaterials](#), [Nanotechnology](#), [Catalysts and Catalysis](#), [Review](#)

REFERENCES

1. Mansoori GA, Rohani BT, Ahmadpour A, Eshaghi Z Environmental Application of Nanotechnology. *Annual Review of Nano Research* 2: 1–73.(2008)

Starter Guide You Need for Trading





Source details

Trends in Sciences

Formerly known as: Walailak Journal of Science and Technology

Scopus coverage years: from 2021 to Present

Publisher: Walailak University

E-ISSN: 2774-0226

Subject area: Multidisciplinary

Source type: Journal

CiteScore 2022 ⓘ
0.8

SJR 2022 ⓘ
0.176

SNIP 2022 ⓘ
0.356

- [View all documents >](#)
- [Set document alert](#)
- [Save to source list](#)

[CiteScore](#) [CiteScore rank & trend](#) [Scopus content coverage](#)

i Improved CiteScore methodology ✕

CiteScore 2022 counts the citations received in 2019-2022 to articles, reviews, conference papers, book chapters and data papers published in 2019-2022, and divides this by the number of publications published in 2019-2022. [Learn more >](#)

CiteScore 2022 ▼

$$0.8 = \frac{659 \text{ Citations 2019 - 2022}}{844 \text{ Documents 2019 - 2022}}$$

Calculated on 05 May, 2023

CiteScoreTracker 2023 ⓘ

$$1.1 = \frac{1,155 \text{ Citations to date}}{1,010 \text{ Documents to date}}$$

Last updated on 05 April, 2024 • Updated monthly

CiteScore rank 2022 ⓘ

Category	Rank	Percentile
Multidisciplinary	#89/134	33rd

[View CiteScore methodology >](#) [CiteScore FAQ >](#) [Add CiteScore to your site ↗](#)



About the Journal

[Trends in Sciences](#) (*Trends Sci.* or TIS), formerly known as [Walailak Journal of Science and Technology](#). TIS is a peer-reviewed journal ([Editorial Board](#)) covering all areas of Sciences, launched in 2004.

E-ISSN: 2774-0226

Start year: 2004

Language: English

Publication fee: [Article Processing Charges \(APC\)](#)

Free access: Immediate

Issues per year (2023): 12 Issues (**Monthly**)

2022 CiteScore (Scopus): **0.8 (Q3)**

Aims and Scope

Trends in Sciences is published 12 Issues (**Monthly**) by the College of Graduate Studies of Walailak University.

TIS Template

[Word Template](#)

[LateX Template](#)

The scope of the journal includes the following areas of research: Biological sciences, Physical sciences, Health sciences.

[\(View full editorial policies\)](#)

Biological sciences

- Biochemistry
- Biological techniques
- Biophysics
- Biotechnology
- Cancer
- Cell biology
- Chemical biology
- Computational biology and bioinformatics
- Developmental biology
- Drug discovery
- Ecology
- Evolution
- Food Science
- Genetics
- Immunology
- Microbiology
- Molecular biology
- Neuroscience
- Physiology
- Plant sciences
- Stem cells
- Structural biology
- Systems biology
- Zoology

Physical sciences

MAKE A SUBMISSION

JOURNAL METRICS 2023

Acceptance Rate:	9%
Review Speed:	40 days
Issue per Year:	12
No. of Volumes:	20
2022 No. of Submissions:	3,601
No. of Published:	360
No. of Reviewers:	823
No. of Scopus Citations:	3,083
2022 Percentile (CiteScore):	33rd (Q3)

Last updated: January 15, 2023

CITESCORE



PLAGIARISM CHECKER



INFORMATION

[For Readers](#)

[For Authors](#)

[For Librarians](#)

VISITORS



Synthesis, Characterization, *In vitro* Antiproliferative and Cytotoxic Effect of Ruthenium(II)-Bipyridine-Benzoylpicolinic Acid Complex on SK-MEL-28 and Normal L6 Cell LinesSanthiya Sivaraman¹ and Sheeba Daniel^{2,*}¹Department of Chemistry, Good Shepherd College of Engineering and Technology, Kaliyál, Tamil Nadu, India²Department of Chemistry, Holy Cross College (Autonomous), Nagercoil, Tamil Nadu, India

(*Corresponding author's e-mail: sheebadaniel@holycrossngl.edu.in)

Received: 10 March 2021, Revised: 8 June 2021, Accepted: 18 June 2021

Abstract

The most seriously spread malignant tumor of melanocytes throughout the body is a melanoma type of skin cancer. SK-MEL-28 cell line is one of a series of melanoma cell lines. The objective of the present investigation is to study the anticancer activity and cytotoxicity of novel $[\text{Ru}(\text{bpy})_2(\text{bzpic})_2]^{2+}$ (bpy = 2,2'-bipyridine and bzpic = 3-Benzoylpicolinic acid) complex on SK-MEL-28 and normal L6 cell lines using MTT assay method. The morphology of the cancerous SK-MEL-28 cell line at various concentrations of the $[\text{Ru}(\text{bpy})_2(\text{bzpic})_2]^{2+}$ complex is assessed by 2-fold dilution method, and the *in vitro* antiproliferative effect of the complex on the cancerous SK-MEL-28 cell line is analyzed by direct microscopic observation method. The percentage viability of the complex on cancerous SK-MEL-28 cell line at various concentrations is determined. The IC_{50} value of the complex against the SK-MEL-28 cell is found to be 39.109 $\mu\text{g/mL}$ which shows good antiproliferative effect. The IC_{50} value of the complex against normal L6 cell line is found to be 55.315 $\mu\text{g/mL}$. The results revealed that the percentage of growth inhibition of the cell is based on dose-dependent manner and the formation of formazan crystal indicates this. The fluorescent microscopy observation clearly determines that the synthesized $[\text{Ru}(\text{bpy})_2(\text{bzpic})_2]^{2+}$ complex shows late apoptosis on SK-MEL-28 cell line and early apoptosis on L6 cell line. Hence, it is evident that the synthesized complex exhibits good *in vitro* antiproliferative effect with lower cytotoxicity.

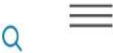
Keywords: $[\text{Ru}(\text{bpy})_2(\text{bzpic})_2]^{2+}$ complex, SK-MEL-28 and L6 cell lines, MTT assay, Antiproliferative effect, Fluorescence microscopy, Anti-skin cancer activity

Introduction

Skin cancer is the most common form of human cancer, and one of the types of skin cancer is melanoma. The primary cause of premature death from cancer is melanoma. Early detection of the primary melanoma developed is associated with improved survival. The changes in the skin such as soreness, unusual growth or a change in an existing mole, skin appearance, and new growth lead to basal cell and squamous cell carcinoma. Melanocytes produce the dark pigment melanin, which are normally present in the skin [1]. Superficial spreading of melanomas that lack melanin pigment can be treated by *in vivo*, and *in vitro* methods with an attractive therapeutic target, chemotherapy agents, make an important contribution to melanoma in the future [2]. Apoptosis is a self-destruction complex and a biochemical process of cells in a multicellular organism. A programmed cell death maintains tissue homeostasis, fetal development, and aging [3]. During apoptosis, the surrounding cells and cellular macromolecules are digested into smaller fragments. In a controlled fashion, the cells are collapsed into smaller intact fragments and are removed by phagocytosis without damaging [4].

Due to the rapid increase in cancer cases, researchers make many efforts to produce effective chemotherapeutic and diagnostic agents to inhibit and detect cancer cells. Cisplatin has been established as an antineoplastic agent for the treatment of various cancer cells since the 1960s. Later it was identified that cisplatin has significant side effects and some limitations. Consequently, these limitations induce the researchers to develop novel therapeutic and diagnostic agents for cancer therapy, drug delivery, biosensing, and imaging [5,6].





Source details

Biomedical and Biotechnology Research Journal

Open Access ⓘ

Scopus coverage years: 2017, from 2019 to Present

Publisher: Wolters Kluwer Health

ISSN: 2588-9834 E-ISSN: 2588-9842

Subject area: Biochemistry, Genetics and Molecular Biology: Biotechnology

Source type: Journal

CiteScore 2022 ⓘ
1.7

SJR 2022 ⓘ
0.265

SNIP 2022 ⓘ
0.319

- [View all documents >](#)
- [Set document alert](#)
- [Save to source list](#)

[CiteScore](#) [CiteScore rank & trend](#) [Scopus content coverage](#)

i Improved CiteScore methodology ⓘ

CiteScore 2022 counts the citations received in 2019-2022 to articles, reviews, conference papers, book chapters and data papers published in 2019-2022, and divides this by the number of publications published in 2019-2022. [Learn more >](#)

CiteScore 2022 ∨

$$1.7 = \frac{414 \text{ Citations 2019 - 2022}}{243 \text{ Documents 2019 - 2022}}$$

Calculated on 05 May, 2023

CiteScoreTracker 2023 ⓘ

$$2.2 = \frac{699 \text{ Citations to date}}{313 \text{ Documents to date}}$$

Last updated on 05 April, 2024 • Updated monthly

CiteScore rank 2022 ⓘ

Category	Rank	Percentile
Biochemistry, Genetics and Molecular Biology	#216/299	27th
Biotechnology		

[View CiteScore methodology >](#) [CiteScore FAQ >](#) [Add CiteScore to your site &](#)



NEW The power of the Web of Science™ on your mobile device, wherever inspiration strikes. Dismiss Learn More

Already have a manuscript? Use our Manuscript Matcher to find the best relevant journals! Find a Match

Refine Your Search Results

Biomedical and Biotechnology Research Jour Search

Sort By: Relevancy

Search Results

Found 22,395 results (Page 1) Share These Results

Exact Match Found

BIOMEDICAL AND BIOTECHNOLOGY RESEARCH JOURNAL OPEN ACCESS Publisher: WOLTERS KLUWER MEDKNOW PUBLICATIONS, WOLTERS KLUWER INDIA PVT LTD, A-202, 2ND FLR, QUBE, C T S NO 1498A-2 VILLAGE MAROL, ANDHERI EAST, MUMBAI, India, Maharashtra, 400059 ISSN / eISSN: 2588-9834 / 2588-9842 Web of Science Core Collection: Emerging Sources Citation Index Additional Web of Science Indexes: Biological Abstracts | BIOSIS Previews Share This Journal View profile page *Requires free login

- Filters Clear All Web of Science Coverage Open Access Category Country / Region Language Frequency Journal Citation Reports





Biomedical and Biotechnology Research Journal (BBRJ)
 Official publication of Society of Biomedical & Biotechnology Scientists (SBBS)

Search Go

Advanced Search

Users Online: 168 

Home About Articles Authors Search Subscribe Contact Us Login

About Us

About the Journal

Biomedical and Biotechnology Research Journal (BBRJ), a publication of Society of Biomedical & Biotechnology Scientists (<https://www.sbbs-soc.com>), is a peer-reviewed online journal with print on demand compilation of issues published. The BBRJ aims to publish current research related to biological and medical studies of biotechnology. It aims to promote communication among clinical researchers, physicians and biologist that works in areas related to Biotechnology, worldwide. The scope of "Biomedical and Biotechnology Research Journal (BBRJ)" includes:

1. Basics studies on Nano biotechnology
2. Basics studies on Tissue Engineering
3. Basics studies on Genetics
4. Basics studies on Tissue Modeling
5. Basics studies on Immunology
6. Basics studies on Infectious Diseases
7. Nucleic Acids/Molecular Biology
8. Physiology/Biochemistry
9. Biochemical Engineering/Bioprocess Engineering
10. Computational Chemistry and Molecular Drug Design
11. Genomics and Molecular Bioinformatics
12. Biomarkers Studies
13. Proteomics

The journal's full text is available online at <http://www.bmbtrj.org>. The journal allows free access (Open Access) to its contents and permits authors to self-archive final accepted version of the articles on any OAI-compliant institutional / subject-based repository.

ISSN - Print: 2588-9834, Online: 2588-9842

Abstracting and Indexing Information

The journal is registered with the following abstracting partners:

Baidu Scholar, Biological Abstracts, BIOSIS Previews, CNKI (China National Knowledge Infrastructure), EBSCO Publishing's Electronic Databases, Ex Libris - Primo Central, Google Scholar, Hinari, Infotrieve, Netherlands ISSN centre, ProQuest, TDNet, Wanfang Data

The journal is indexed with, or included in, the following:

DOAJ, Emerging Sources Citation Index, Scimago Journal Ranking, SCOPUS, Web of Science

Journal Ethics

Wolters Kluwer and Journal/Association are committed to meeting and upholding standards of ethical behavior at all stages of the publication process. We follow closely the industry associations, such as the Committee on Publication Ethics (COPE), International Committee of Medical Journal Editors (ICMJE) and World Association of Medical Editors (WAME), that set standards and provide guidelines for best practices in order to meet these requirements. For a summary of our specific policies regarding duplicate publication, conflicts of interest, patient consent, etc., please visit www.Medknow.com/EthicalGuidelines.asp

Open Access Publication and Creative Commons Licensing

This is an open access journal, and articles are distributed under the terms of the Creative Commons Attribution-NonCommercial-ShareAlike 4.0 License, which allows others to remix, tweak, and build upon the work non-commercially, as long as appropriate credit is given and the new creations are licensed under the identical terms.

Digital Archiving

Wolters Kluwer Medknow provides for long-term digital preservation through two primary partnerships, Portico and CLOCKSS.

Portico is a leading digital preservation service worldwide. The content is preserved as an archival version and is not publicly accessible via Portico, but is provided when required under specific conditions, such as discontinuation of the collection or catastrophic failure of the website.

Editorial board

SUBMIT ARTICLE

SUBSCRIBE

POPULAR ARTICLES

JOIN AS REVIEWER

GET EMAIL ALERTS

RECOMMEND



Original Article

DNA Binding and Cleavage Study of Novel Ruthenium (II)-Polypyridine-5-(3-pyridyl)-4H-1,2,4-Triazole-3-Thiol Complex on *Escherichia Coli* Genomic DNA

Santhiya Santhiya¹, Sheeba Daniel²

¹Department of Chemistry, Good Shepherd College of Engineering and Technology, Kalliyal,
²Department of Chemistry, Holy Cross College (Autonomous), Nagercoil, Tamil Nadu, India

Abstract

Background: Transition metal complexes especially Ruthenium-Polypyridyl complexes interact with multidentate ligands considered as a new therapeutic agent to make the possible DNA probes and conformers due to several interests owing to their potential applications. The aim of the present work is to concentrate on the binding and cleavage activity of $[\text{Ru}(\text{bpy})_2(\text{pytrzSH})_2]^{2+}$ (complex 1) and $[\text{Ru}(\text{phen})_2(\text{pytrzSH})_2]^{2+}$ (complex 2) (bpy = 2,2'-bipyridine, phen = 1,10-phenanthroline, pytrzSH = 5-(3-pyridyl)-4H-1,2,4-triazole-3-thiol) on *Escherichia coli* genomic DNA (gDNA). **Materials and Methods:** DNA binding and cleavage activity is carried out using ultraviolet-Visible spectral technique and Agarose gel electrophoresis method at three different concentrations against the standard genomic DNA isolated from *E. coli* bacteria. **Results:** The changes in the absorbance and wavelength upon incremental addition of the complexes on gDNA clearly depict the binding nature of complexes. The binding constant values for ligand centered and metal to ligand charge transfer transitions obtained from the Benesi Hildebrand plots are found to be 1.560×10^4 and $9.586 \times 10^4 \text{ M}^{-1}$ for complex 1 and 3.594×10^4 and $9.801 \times 10^5 \text{ M}^{-1}$ for complex 2. The results revealed that complex 2 shows better binding property than complex 1 on *E. coli* gDNA. The extent of DNA cleavage activity of the synthesized complexes on *E. coli* gDNA is determined from the band intensities, complex 2 shows full cleavage in all the three concentrations, whereas complex 1 exhibits full cleavage at 100 $\mu\text{g/mL}$. The cleaving ability depends on the nature of the ligands present in the complexes. **Conclusion:** The synthesized $[\text{Ru}(\text{bpy})_2(\text{pytrzSH})_2]^{2+}$ (complex 1) and $[\text{Ru}(\text{phen})_2(\text{pytrzSH})_2]^{2+}$ (complex 2) bind with the *E. coli* gDNA through electrostatic and intercalative modes. The $[\text{Ru}(\text{phen})_2(\text{pytrzSH})_2]^{2+}$ complex 2 shows better cleavage activity than $[\text{Ru}(\text{bpy})_2(\text{pytrzSH})_2]^{2+}$ complex 1.

Keywords: Binding constant, DNA binding, DNA cleavage, *E. coli* genomic DNA, ruthenium(II)-polypyridine complexes

INTRODUCTION

Bacterial genomic DNA (gDNA) is a highly condensed and functionally organized nucleus-like structure without a nuclear membrane resides inside the cells. The first important genome which gets completely sequenced and contributes major to recombinant DNA technology is *E. coli*.^[1-3] It survives when released to the natural environment and gets colonized in the lower gut of animals allowing widespread dissemination to new hosts.^[4] Therefore, *Escherichia coli* is frequently used as a model organism in microbiology and molecular biology studies.^[5] The *E. coli* chromosome is composed of the gDNA, RNA and protein.^[6,7]

Nowadays, research is focused toward the introduction of novel and biologically safe therapeutic agents. Metal complexes play

a vital role in pharmaceutical and medicinal chemistry and are used as therapeutic agents.^[8-10] Researchers have reported that the binding of a drug to a metal complex increases its activity.^[11] Among the transition metal complexes, particularly ruthenium(II)-polypyridyl complexes have significant interest for developing new diagnostic and therapeutic agents that can

Address for correspondence: Dr. Sheeba Daniel,
Department of Chemistry, Holy Cross College (Autonomous), Nagercoil,
Tamil Nadu, India.
E-mail: sheebadaniel@holycrossngledu.in
ORCID: 0000-0001-7448-4990

This is an open access journal, and articles are distributed under the terms of the Creative Commons Attribution-NonCommercial-ShareAlike 4.0 License, which allows others to remix, tweak, and build upon the work non-commercially, as long as appropriate credit is given and the new creations are licensed under the identical terms.

For reprints contact: WJ@RPMedknow_reprints@wolterskluwer.com

How to cite this article: Santhiya S, Daniel S. DNA binding and cleavage study of novel ruthenium(II)-polypyridine-5-(3-pyridyl)-4H-1,2,4-triazole-3-thiol complex on *Escherichia Coli* genomic DNA. *Biomed Biotechnol Res J* 2022;6:208-15.

Submitted: 21-Nov-2021; Revised: 13-Dec-2021;
Accepted: 04-Jun-2022; Published: 17-Jun-2022.

Access this article online	
Quick Response Code: 	Website: www.bmbtrj.org
	DOI: 10.4103/bbrj.bbrj_302_21



Source details

Surface Topography: Metrology and Properties

Scopus coverage years: from 2013 to Present

Publisher: Institute of Physics Publishing

E-ISSN: 2051-672X

Subject area: Physics and Astronomy: Instrumentation Materials Science: Materials Chemistry
Materials Science: Surfaces, Coatings and Films Chemical Engineering: Process Chemistry and Technology

Source type: Journal

[View all documents >](#) [Set document alert](#) [Save to source list](#)

CiteScore 2022 ⓘ
3.3

SJR 2022 ⓘ
0.422

SNIP 2022 ⓘ
0.734

[CiteScore](#) [CiteScore rank & trend](#) [Scopus content coverage](#)

i Improved CiteScore methodology ✕

CiteScore 2022 counts the citations received in 2019-2022 to articles, reviews, conference papers, book chapters and data papers published in 2019-2022, and divides this by the number of publications published in 2019-2022. [Learn more >](#)

CiteScore 2022 ▼

3.3 = $\frac{2,024 \text{ Citations } 2019 - 2022}{617 \text{ Documents } 2019 - 2022}$

Calculated on 05 May, 2023

CiteScoreTracker 2023 ⓘ

4.1 = $\frac{2,531 \text{ Citations to date}}{617 \text{ Documents to date}}$

Last updated on 05 April, 2024 • Updated monthly

CiteScore rank 2022 ⓘ

Category	Rank	Percentile
Physics and Astronomy └ Instrumentation	#65/136	52nd
Materials Science └ Materials Chemistry	#165/306	46th
Materials Science		

[View CiteScore methodology >](#) [CiteScore FAQ >](#) [Add CiteScore to your site &](#)



NEW The power of the Web of Science™ on your mobile device, wherever inspiration strikes. Dismiss Learn More

Already have a manuscript? Use our Manuscript Matcher to find the best relevant journals! Find a Match

Filters Clear All Web of Science Coverage Open Access Category Country / Region Language Frequency Journal Citation Reports

Refine Your Search Results

SURFACE TOPOGRAPHY-METROLOGY AND PROPERTIES Search

Sort By: Relevancy

Search Results

Found 88 results (Page 1) Share These Results

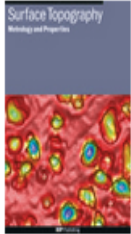
Exact Match Found

SURFACE TOPOGRAPHY-METROLOGY AND PROPERTIES Publisher: IOP PUBLISHING LTD, TEMPLE CIRCUS, TEMPLE WAY, BRISTOL, ENGLAND, BS1 6BE ISSN / eISSN: 2051-672X Web of Science Core Science Citation Index Collection: Expanded Additional Web of Science Indexes: Current Contents Engineering, Computing & Technology | Current Contents Physical, Chemical & Earth Sciences | Essential Science Indicators Share This Journal View profile page *Requires free login.

Other Possible Matches



Surface Topography: Metrology and Properties



SUPPORTS OPEN ACCESS
 An international forum for academics, industrialists and engineers to publish the latest research in surface topography measurement and characterisation, instrumentation development and the properties of surfaces.

[Submit an article](#) [Track my article](#)

ISSN: 2051-672X [RSS](#) [Sign up for new issue notifications](#)

Current volume
 Number 2, June 2024 [Go](#)

Journal archive
 Vol 12, 2024 [Go](#)

Focus issues
 Perception of Surfaces [Go](#)

- JOURNAL LINKS
- [Submit an article](#)
 - [About the journal](#)
 - [Editorial Board](#)
 - [Author guidelines](#)
 - [Review for this journal](#)
 - [Publication charges](#)
 - [Awards](#)
 - [Journal Collections](#)
 - [Pricing and ordering](#)
 - [Contact us](#)

4 days
 Median submission to first decision before peer review
[Full list of journal metrics](#)

38 days
 Median submission to first decision after peer review

2.7
 Impact factor

3.3
 Citescore

JOURNAL INFORMATION

2013-present
 Surface Topography: Metrology and Properties
 doi: 10.1088/issn.2051-672X
 Online ISSN: 2051-672X

Most read

Latest articles

Review articles

Accepted manuscripts

Open Access

[Open all abstracts](#)

[Sandwich-structured nano-adhesive based on the synergistic action of two nanoparticles \(SiC and MWCNTs\)](#)
 Umesh Marathe and Jayashree Bijwe 2024 *Surf. Topogr.: Metrol. Prop.* 12 025002
[+ Open abstract](#) [View article](#) [PDF](#)


[Investigation of evolution of \$\gamma_{Ni}\$ phase and its effect on conductivity and corrosion resistance of plasma-nitrided 316 L stainless steel bipolar plate for proton exchange membrane fuel cell](#)
 Chunpeng Liu et al 2024 *Surf. Topogr.: Metrol. Prop.* 12 025001
[+ Open abstract](#) [View article](#) [PDF](#)

[Impact of incorporating FeNbC into weld flux on the abrasive wear resistance of coatings produced by SAW in a microalloyed steel](#)
 Edison N Pollnow et al 2024 *Surf. Topogr.: Metrol. Prop.* 12 015023
[+ Open abstract](#) [View article](#) [PDF](#)

[Tribocorrosion studies on DLC films with silver nanoparticles for prosthesis applications](#)
 P A Radi et al 2024 *Surf. Topogr.: Metrol. Prop.* 12 015019
[+ Open abstract](#) [View article](#) [PDF](#)

OPEN ACCESS

[Influence of swift heavy ion irradiation on structure and morphology of \$La_{0.25}Pr_{0.375}Ca_{0.375}MnO_3\$ film](#)
 Harsh Bhatt et al 2024 *Surf. Topogr.: Metrol. Prop.* 12 015022
[+ Open abstract](#) [View article](#) [PDF](#)



PAPER

Online acoustic emission measurement of tensile strength and wear rate for AA8011-TiC- ZrB₂ hybrid composite

Y Brucely^{5,1} , Y Christabel Shaji², A Bovas Herbert Bejaxhin³ and Abeens M⁴ 

Published 28 October 2022 • © 2022 IOP Publishing Ltd

Surface Topography: Metrology and Properties, Volume 10, Number 4

Citation Y Brucely et al 2022 Surf. Topogr.: Metrol. Prop. 10 045009

DOI 10.1088/2051-672X/ac9acf

brucely2k6@gmail.com

christabelshaji@holycrossngl.edu.in

herbert.mech2007@gmail.com

¹ Department of Mechanical Engineering, SRM TRP Engineering College, Irungalur, Tiruchirappalli, Tamil Nadu, India

² Department of Chemistry, Holy Cross College (Autonomous), Nagercoil-629004, Tamil Nadu, India

³ Department of Mechanical Engineering, Saveetha School of Engineering, SIMATS, Chennai, India

⁴ Department of Mechanical Engineering, College of Engineering Guindy, Anna University, Chennai 600025, Tamil Nadu, India

⁵ Author to whom any correspondence should be addressed.

Y Brucely  <https://orcid.org/0000-0002-3965-1690>

Abeens M  <https://orcid.org/0000-0001-6368-5498>

1. Received 17 August 2022
2. Revised 21 September 2022
3. Accepted 17 October 2022
4. Published 28 October 2022



Method: Single-anonymous

Revisions: 1

Screened for originality? Yes

[Buy this article in print](#)

 [Journal RSS](#)

[Sign up for new issue notifications](#)

Abstract

In current scenario the aircraft industry in need of a lightweight connecting material that persuade the technical and technological standards, but also need superior mechanical qualities. In this work the major objective is to enhance the strength behaviour of stir cast composites. Aluminum 8011 (Al 8011) titanium carbide (TiC) and zirconium boron (ZrB₂) hybrid composites are stir cast in this work, and their microstructure, mechanical, and tribological properties are investigated. The matrix material was Al 8011, which was supplemented with stronger TiC to boost mechanical strength and softer ZrB₂ to improve thermal and corrosion resistance without significantly changing electrical properties. According to the findings, the reinforced alloy's mechanical qualities outperform those of the unreinforced alloy. Acoustic energy generated during deformation of composite materials has been monitored and early fracture measurements has been achieved using the Acoustic emission (AE) approach in tensile test specimens. As a result of the experiment, Al8011 + 10% TiC + 2% ZrB₂ composites outperform the Al8011 matrix alloy in terms of wear resistance, coefficient of friction, and surface smoothness, as well as other characteristics. The AFM representation of Al8011 + 10% TiC + 2% ZrB₂ matrix reveals that the wear surface smoothness of the AMMC is significantly improved as compared to the Al8011 matrix alloys.

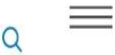
Export citation and abstract

[BibTeX](#)

[RIS](#)

◀ [Previous article in issue](#)





Source details

AIP Conference Proceedings

Scopus coverage years: from 1973 to 1978, from 1983 to 1984, 1993, from 2000 to 2001, from 2003 to Present

ISSN: 0094-243X E-ISSN: 1551-7616

Subject area: Physics and Astronomy: General Physics and Astronomy

Source type: Conference Proceeding

[View all documents >](#)

[Set document alert](#)

[Save to source list](#)

CiteScore 2022 ⓘ
0.7

SJR 2022 ⓘ
0.164

SNIP 2022 ⓘ
0.247

[CiteScore](#) [CiteScore rank & trend](#) [Scopus content coverage](#)

i Improved CiteScore methodology ✕

CiteScore 2022 counts the citations received in 2019-2022 to articles, reviews, conference papers, book chapters and data papers published in 2019-2022, and divides this by the number of publications published in 2019-2022. [Learn more >](#)

CiteScore 2022 ▼

$$0.7 = \frac{31,947 \text{ Citations } 2019 - 2022}{43,416 \text{ Documents } 2019 - 2022}$$

Calculated on 05 May, 2023

CiteScoreTracker 2023 ⓘ

$$0.5 = \frac{28,680 \text{ Citations to date}}{57,785 \text{ Documents to date}}$$


Last updated on 05 April, 2024 • Updated monthly

CiteScore rank 2022 ⓘ

Category	Rank	Percentile
Physics and Astronomy		
General Physics and Astronomy	#203/240	15th

[View CiteScore methodology >](#) [CiteScore FAQ >](#) [Add CiteScore to your site &](#)





CURRENT ISSUE

Volume 3079,
Issue 1,
11 April 2024

[VIEW THIS ISSUE](#)

AIP Conference Proceedings has been a trusted publishing partner for more than 40 years, delivering fast, affordable, and versatile publishing for maximum exposure of your meeting's key research. Our conference proceedings program reports the findings presented at scientific meetings from large international conferences to small specialist workshops. Subject areas span the physical sciences, including physics, math, chemistry, materials science, and engineering.

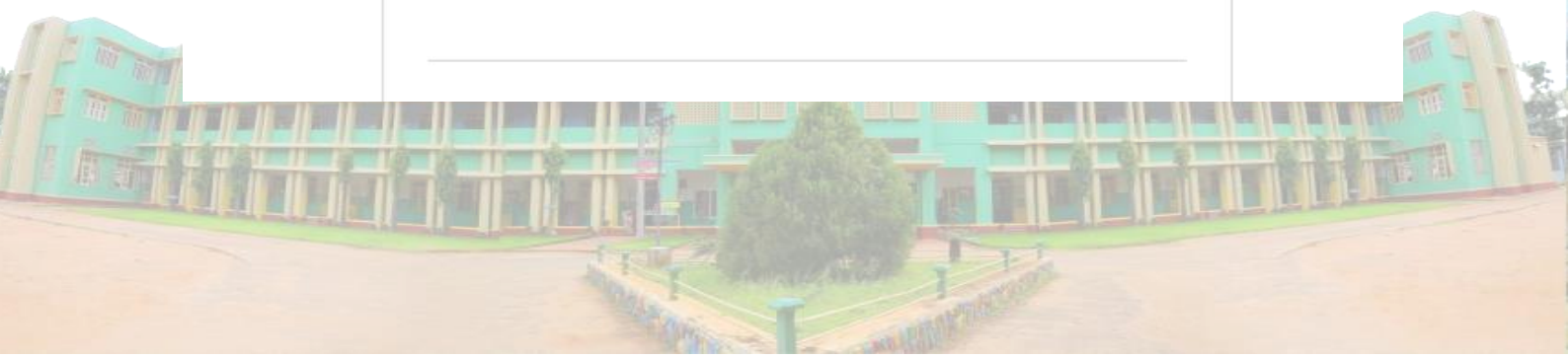
Publish with us -
Request a Quote!

What others are
saying about AIP
Conference
Proceedings

Most Recent


RESEARCH ARTICLE | APRIL 11 2024

**Preface: The fourth Al-Noor International
Conference for Science and Technology
(4NICST2022)**



RESEARCH ARTICLE | NOVEMBER 29 2022

Synthesis, characterization and catalytic activity of platinum nanoparticles

B. Jone Magadelin; S. Ajith Sinthuja ; S. Christabel Shaji[+ Author & Article Information](#)

AIP Conf. Proc. 2446, 130001 (2022)

<https://doi.org/10.1063/5.0113185>

The present work focuses on the synthesis and characterization of spherical, cubical and tetrahedral platinum nanoparticles. The catalytic activity in shape-dependency of Pt NPs is studied by comparing the catalytic activity of cubical Pt NPs (Pt cNPs) with tetrahedral (Pt tNPs). The Pt cNPs/Pt sNPs are synthesized by water-based process and Pt tNP is synthesized by hydrogen reduction method. The morphology of Pt colloidal particles was studied with the help of transmission electron microscopy (TEM). The reused catalyst of TEM images show modification in structure from cubical to spherical nanoparticles, imputed to the significant leaching susceptibility of Pt {100} surface facets. Tetrahedral Pt NPs are the most catalytically active, with a minimum activation energy of 12 kJ mol⁻¹. In contrast, cubic Pt NPs are the least catalytically active, with an uplifted activation energy of 23.4 kJ mol⁻¹. The reason is difference in amount of catalytically active surface atoms.

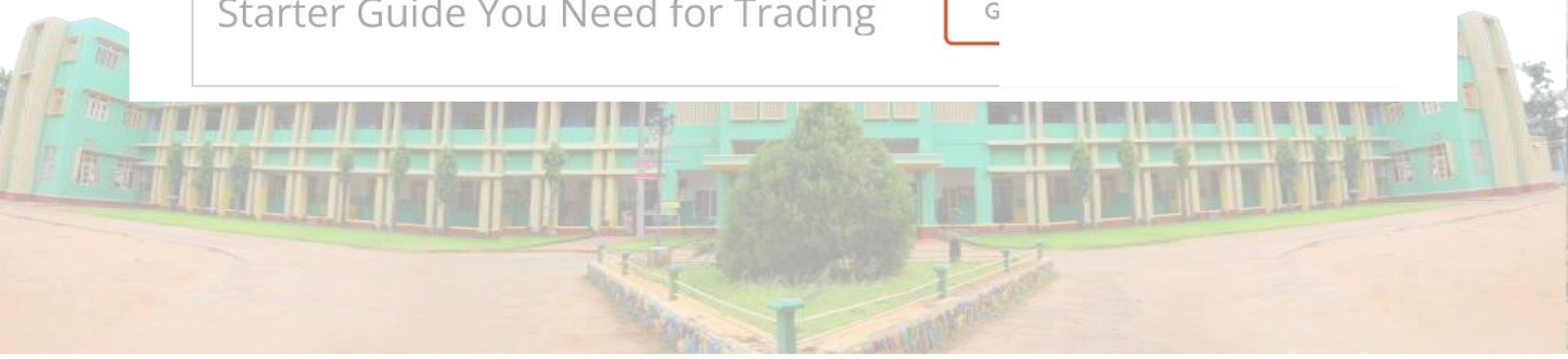
Topics

[Colloids](#), [Nanoparticle](#), [Catalysts and Catalysis](#),
[Transmission electron microscopy](#)

REFERENCES

1. J. Z Zhang, *World Scientific*. 6, 303–309, (2009).
[Google Scholar](#)

Starter Guide You Need for Trading





Source details

Materials Today: Proceedings

Scopus coverage years: 2005, from 2014 to Present

E-ISSN: 2214-7853

Subject area: Materials Science: General Materials Science

Source type: Conference Proceeding

[View all documents >](#)

[Set document alert](#)

[Save to source list](#)

CiteScore 2022 ⓘ
3.2

SJR 2022 ⓘ
0.445

SNIP 2022 ⓘ
0.774

[CiteScore](#) [CiteScore rank & trend](#) [Scopus content coverage](#)

i Improved CiteScore methodology ✕

CiteScore 2022 counts the citations received in 2019-2022 to articles, reviews, conference papers, book chapters and data papers published in 2019-2022, and divides this by the number of publications published in 2019-2022. [Learn more >](#)

CiteScore 2022 ▼

$$3.2 = \frac{80,455 \text{ Citations } 2019 - 2022}{24,871 \text{ Documents } 2019 - 2022}$$

Calculated on 05 May, 2023

CiteScoreTracker 2023 ⓘ

$$4.9 = \frac{1,08,812 \text{ Citations to date}}{22,228 \text{ Documents to date}}$$

Last updated on 05 April, 2024 • Updated monthly

CiteScore rank 2022 ⓘ

Category	Rank	Percentile
Materials Science		
└ General Materials Science	#259/453	42nd

[View CiteScore methodology >](#) [CiteScore FAQ >](#) [Add CiteScore to your site &](#)





ScienceDirect®

materialstoday: PROCEEDINGS

3.2

CiteScore

[Submit your article ↗](#)

[Guide for authors](#)



Menu



Search in this journal

About the journal

Materials Today: Proceedings provides the materials science community with a fast and flexible route to the publication of research presented at national and international scientific conferences in the field of materials science.

Guest Editors are responsible for quality control, the peer review ...

[View full aims & scope](#)

\$200 ⓘ

Article publishing charge
for open access

68 days

Review time

70 days

Submission to acceptance



[View all insights](#)

Articles

[Latest published](#)

[Articles in press](#)

[Top cited](#)

[Most downloaded](#)

[Most popular](#)

[FEEDBACK](#)





ScienceDirect

Materials Today: Proceedings

Volume 68, Part 3, 2022, Pages 640-645

A novel synthesis of phyto-mediated silver nanoparticles and its bacterial performance against microbes

B. Jone Magadelin^a, S. Ajith Sinthuja^b, S. Begila David^c, A. Yardily^c

Show more

Outline | Share | Cite

<https://doi.org/10.1016/j.matpr.2022.09.293>

[Get rights and content](#)

Abstract

Green chemistry is the design, development, and execution of chemical products and processes to minimize or eliminate the use and procreation of substances unsafe to human health and the environment. Nanoparticles are often mentioned as clusters, nanospheres, nanorods, and nano cups are just a few of the shapes at the small end of the size ranges from 1 to 100nm. The development of an eco-friendly process through various biological means helps to traverse various plants for their ability to interpret silver nanoparticles. In this investigation, we delineate the synthesis of silver nanoparticles using the leaf elicits of *Euphorbia hirta* and *Cardiospermum halicacabum*. Synthesized particles are characterized by UV-Spectrophotometer and FT-IR analysis. The antibacterial effects of Ag salts have been noticed since antiquity and Ag is currently used to control bacterial growth in a variety of applications, including dental work, catheters, and burn wounds. It is illustrious that Ag ions and Ag-based compounds are highly venomous to microbes, revealing strong biocidal effects. Further, the interpreted silver nanoparticles were tested against common bacterial pathogens.


[Previous](#)

[Next](#)

Keywords

Characterization; *Euphorbia hirta*, *Cardiospermum halicacabum*; Leaf extract; Silver nanoparticles; Antimicrobial activity

[Special issue articles](#) [Recommended articles](#)





Source details

Journal of Mines, Metals and Fuels

Scopus coverage years: from 1968 to 1990, from 1993 to 2023

Publisher: INSIO Scientific Books and Periodicals

ISSN: 0022-2755

Subject area: Energy: Fuel Technology Energy: Energy Engineering and Power Technology
Earth and Planetary Sciences: Geotechnical Engineering and Engineering Geology

Source type: Journal

CiteScore 2022 ⓘ
0.3

SJR 2022 ⓘ
0.163

SNIP 2022 ⓘ
0.170

[View all documents >](#) [Set document alert](#) [Save to source list](#)

[CiteScore](#) [CiteScore rank & trend](#) [Scopus content coverage](#)

i Improved CiteScore methodology ✕

CiteScore 2022 counts the citations received in 2019-2022 to articles, reviews, conference papers, book chapters and data papers published in 2019-2022, and divides this by the number of publications published in 2019-2022. [Learn more >](#)

CiteScore 2022 ▼

$$0.3 = \frac{68 \text{ Citations 2019 - 2022}}{262 \text{ Documents 2019 - 2022}}$$

Calculated on 05 May, 2023

CiteScoreTracker 2023 ⓘ

$$0.2 = \frac{65 \text{ Citations to date}}{316 \text{ Documents to date}}$$

Last updated on 05 April, 2024 • Updated monthly

CiteScore rank 2022 ⓘ

Category	Rank	Percentile
Energy		
└ Fuel Technology	#106/117	9th
Energy		
└ Energy Engineering and Power Technology	#238/252	5th
Earth and Planetary		

[View CiteScore methodology >](#) [CiteScore FAQ >](#) [Add CiteScore to your site](#)





Journal of Mines, Metals and Fuels

Print ISSN : 0022-2755

[Register](#) [Login](#)

Home
ABOUT THE JOURNAL
CURRENT
ARCHIVES
EDITORIAL TEAM
PUBLICATION FEES
ONLINE FIRST
Q SEARCH

About the Journal



Editor : Dr. Jayanta Bhattacharya
Print ISSN : 0022-2755
Frequency : Monthly
Published since : 1952
Publisher/s : Informatics Publishing Limited and Books & Journals Private Ltd.

Journal of Mines, Metals & Fuels, published by Books & Journals Private Limited since 1952, is a globally distributed & academic journal which is focused to serve the scientific research fraternity for the advancement and development by providing unique and peer reviewed research papers. JMMF welcomes and encourages authors with their papers to be published encompassing the fields and related fields of earth science majorly covering the key subject areas of mining, fuels, minerals, metallurgical and metal industries, broadly core and non-core mining. JMMF aims at publishing original and one of a kind research works, that highlights the latest trends of scientific and technical studies. JMMF, a monthly journal publishes adequate number of multi level assessed articles that are dedicated to serve the newest trends of technology and innovations in the field of mining and also into the allied science of fuels, metals, metallurgical sciences. The journal publishes articles, which are based on recent technical developments that facilitate the advancement of mining science and sustainable mining strategies and ethics.

The Journal is Indexed in SCOPUS







Obituary

2023-09-20

Pradip Kumar Chanda, an esteemed editor, visionary leader, and cherished colleague, passed away on 4th August, 2023 at the age of seventy. The world of mining, sustainable energy, power, energy has lost a true luminary, and his contributions will be remembered for generations to come.

Born on 21st, January, 1953 in Kolkata, P.K. embarked on a lifelong journey of literary and intellectual exploration. He was a dedicated scholar, passionate about business management, helping scholars, engaged his total liveliness for the development and enhancement of this journal. His remarkable academic achievements and profound insights reshaped the landscape of mining journal universe during his illustrious career. He himself was a patron of knowledge, wisdom that he channelized into the form of blossoming development for those who have the same hunger.

His unwavering commitment to excellence and his remarkable editorial skills propelled him to the position of MANAGING EDITOR at JOURNAL OF MINES METALS AND FUELS & INDIAN JOURNAL OF POWER AND RIVER VALLEY DEVELOPMENT. Under his guidance, JMMF became a beacon of knowledge and a respected platform for scholars worldwide. His editorial vision transformed countless research papers into insightful and impactful articles, enriching the academic discourse in the field of mining, metallurgy, minerals & fuels.

Round his professional accomplishments, P.K. CHANDA was known for his warm, open and generous spirit. He nurtured and

Submit a Manuscript

AUTHORS CORNER

- [Instructions to Authors](#)
- [Publication Fees](#)
- [Indexing/Abstracting](#)
- [Journal Policies and Ethics](#)
- [CrossMark Policy](#)
- [Information for Reviewers](#)
- [Submission Process](#)
- [Pre-submission checklist](#)

ADVERTISEMENT



KEYWORDS



MOST READ ARTICLES IN A WEEK

JMMF Visitors				See more			
IN 26,375	RD 30	AL 4		SI 16,295	JO 26	CR 4	
CH 14,974	FI 25	LV 3					

ZnO Polymer Nano Composites Synthesis, Characterization, and Thermo-Mechanical Property Comparison

J. C. Chrislin Mario¹, Y. Christabel Shaji^{1*}, Y. Brucely S², Ajith Sinthuja³, A. Bovas Herbert Bejaxhin⁴ and N.Ramanan⁵

^{1,3}Department of Chemistry, Holy Cross College (Autonomous), Nagercoil-629004, Tamil Nadu, India. *E-mail: christabelshaji@holycrossngl.edu.in

²Research Department of Physics, Holy Cross College (Autonomous), Nagercoil 629004, Tamil Nadu, India.

²Department of Mechanical Engineering, SRM TRP Engineering College, Irungalur, Tirchirappali, Tamil Nadu, India.

⁴Associate Professor, Department of Mechanical Engineering, Saveetha School of Engineering, SIMATS, Chennai. E-mail: herbert.mech2007@gmail.com

⁵Assistant Professor, PSN Engineering College, Tirunelveli. Ramananinjs2020@gmail.com.

Abstract

Both the polyester resin matrix-based polymer ZnO nano composites and pure polyester sheet were synthesised using the solution casting method. The crystalline structure of the nano-particles was examined inside using X-ray diffraction (XRD). The fundamental polymer composition, additives, organic contaminants, and purity were all assessed by FTIR. A minor alteration in the absorption bands was seen in the polyester system with ZnO added. The thermal properties were examined using differential scanning calorimetry (DSC) and thermo gravimetric analysis (TGA), and the results unmistakably demonstrated the creation of a highly cross-linked polyester molecular structure or improved free volume fractions in polymer nano composites. A mechanical analyzer's tensile and flexural strength tests revealed the potential for nanoparticle aggregation due to a strong interaction with resin. To calculate the relative permittivity and the loss of tangents (\tan), dielectric studies had been used. Analysis of the hydrophobic properties of the pure and ZnO polyester nano composite.

Keywords: Polyester resin, Polymer ZnO Nano composites, Pure polyester sheet, Thermal, Mechanical properties, Dielectric spectroscopy, Hydrophobic character.

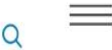
1.0 Introduction

Thermosetting resins and the composites made from them are widely used in a number of applications due to their remarkable properties and low cost [1-3]. In order to preserve the resins from environmental deterioration, inorganic particles are also added; nevertheless, the addition of several common inorganic particles has a tendency to decrease the material's strength and transparency. The strength of the

material is not in any way diminished by this binding process because nano-particles typically have a more active surface and bind to the resins with sufficient strength. As a result, a sizable amount of research has focused on using nano-particles to improve thermosetting resins [4]. ZnO nano-particles, also referred to as ZnO NPs, have a strong absorption ability. It can be used on matrices to protect them from environmental effects and increase the tensile strength of the materials [5]. The material's smaller diameter and the

*Corresponding Author





Source details

International Journal on Interactive Design and Manufacturing

Scopus coverage years: from 2008 to Present

Publisher: Springer Nature

ISSN: 1955-2513 E-ISSN: 1955-2505

Subject area: Mathematics: Modeling and Simulation Engineering: Industrial and Manufacturing Engineering

Source type: Journal

[View all documents >](#) [Set document alert](#) [Save to source list](#)

CiteScore 2022 ⓘ
5.0

SJR 2022 ⓘ
0.429

SNIP 2022 ⓘ
1.267

[CiteScore](#) [CiteScore rank & trend](#) [Scopus content coverage](#)

i Improved CiteScore methodology ✕

CiteScore 2022 counts the citations received in 2019-2022 to articles, reviews, conference papers, book chapters and data papers published in 2019-2022, and divides this by the number of publications published in 2019-2022. [Learn more >](#)

CiteScore 2022 ▼

5.0 = $\frac{2,053 \text{ Citations } 2019 - 2022}{413 \text{ Documents } 2019 - 2022}$

Calculated on 05 May, 2023

CiteScoreTracker 2023 ⓘ

4.0 = $\frac{2,079 \text{ Citations to date}}{521 \text{ Documents to date}}$

Last updated on 05 April, 2024 • Updated monthly

CiteScore rank 2022 ⓘ

Category	Rank	Percentile
Mathematics		
Modeling and Simulation	#68/316	78th
Engineering		
Industrial and Manufacturing Engineering	#101/355	71st

[View CiteScore methodology >](#) [CiteScore FAQ >](#) [Add CiteScore to your site](#)



NEW The power of the Web of Science™ on your mobile device, wherever inspiration strikes. Dismiss Learn More

Already have a manuscript? Use our Manuscript Matcher to find the best relevant journals! Find a Match

Filters Clear All Web of Science Coverage Open Access Category Country / Region Language Frequency Journal Citation Reports

Refine Your Search Results

1955-2505 Search

Sort By: Title (A-Z)

Search Results

Found 1 results (Page 1) Share These Results

Exact Match Found

INTERNATIONAL JOURNAL OF INTERACTIVE DESIGN AND MANUFACTURING - IJIDEM Publisher: SPRINGER HEIDELBERG, TIERGARTENSTRASSE 17, HEIDELBERG, GERMANY, D-69121 ISSN / eISSN: 1955-2513 / 1955-2505 Web of Science Core Collection: Emerging Sources Citation Index Share This Journal View profile page *Requires free login.

1 - 1 of 1 Items per page: 10





International Journal on Interactive Design and Manufacturing (IJIDeM)

 [Editorial board](#)  [Aims & scope](#)  [Journal updates](#)

The International Journal on Interactive Design and Manufacturing (IJIDeM) presents interdisciplinary research, technical issues, and original industrial implementations. It examines the development, handling, and design of highly realistic, multi-sensorial virtual prototypes for improving decision-making in product design and manufacturing. Readers discover cutting-edge research in the fields of mechatronics, design and manufacturing sciences, numerical and mechanical engineering, and virtual reality. — [show all](#)

Editor-in-Chief

Duc Truong Pham

Publishing model

Hybrid (Transformative Journal). [How to publish with us, including Open Access](#)

62 days

Submission to first decision (Median)

95,851 (2021)

Downloads

Latest issue



Volume 17

[Issue 2, April 2023](#)

[Home](#) > [International Journal on Interactive Design and Manufacturing \(IJIDeM\)](#) > Article


Synthesis and characterization of natural fibre with ZnO nanocomposites

| Original Paper | Published: 29 August 2022

| Volume 17, pages 2445–2452, (2023) [Cite this article](#)

**International Journal on
Interactive Design and
Manufacturing (IJIDeM)**

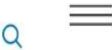
[Aims and scope](#) →[Submit manuscript](#) →

[Y. Brucely](#), [Y. Christabel Shaji](#), [G. Paulraj](#), [D. Manikandan](#), [N. Nagaprasad](#), [Rajesh Singh](#), [Lovi Raj Gupta](#), [Jule Leta Tesfaye](#), [Bayissa Badassa](#) & [R. Krishnaraj](#) 

 236 Accesses [Explore all metrics](#) →

Abstract

The applications of nanocomposites are not limited to a single field but are widely spread across a wide range. The application of nanocomposites embraces automotive, solar panels, sporting goods, aerospace, structural, cryogenic vessels, structural gas and oil pipelines. The polyester resin matrix-based polymer ZnO nanocomposites will be synthesized by the solution casting method. Manufacturing of nanocomposite is recommended by adding nano ZnO and nano coconut shell filler in polyesters at various weight ratios using the hand layup process. The crystalline structure of both nanoparticles will be investigated using the X-ray diffraction method. Purity and base polymer



Source details

Xi'an Dianzi Keji Daxue Xuebao/Journal of Xidian University

Scopus coverage years: from 2001 to Present

Publisher: Science China Press

ISSN: 1001-2400

Subject area: Engineering: Electrical and Electronic Engineering Computer Science: Computer Science Applications

Source type: Journal

[View all documents >](#) [Set document alert](#) [Save to source list](#)

CiteScore 2022 ⓘ
1.2

SJR 2022 ⓘ
0.194

SNIP 2022 ⓘ
0.437

[CiteScore](#) [CiteScore rank & trend](#) [Scopus content coverage](#)

i Improved CiteScore methodology ✕

CiteScore 2022 counts the citations received in 2019-2022 to articles, reviews, conference papers, book chapters and data papers published in 2019-2022, and divides this by the number of publications published in 2019-2022. [Learn more >](#)

CiteScore 2022 ▼

$$1.2 = \frac{673 \text{ Citations 2019 - 2022}}{566 \text{ Documents 2019 - 2022}}$$

Calculated on 05 May, 2023

CiteScoreTracker 2023 ⓘ

$$1.3 = \frac{717 \text{ Citations to date}}{532 \text{ Documents to date}}$$

Last updated on 05 April, 2024 • Updated monthly

CiteScore rank 2022 ⓘ

Category	Rank	Percentile
Engineering		
└ Electrical and Electronic Engineering	#582/738	21st
Computer Science		
└ Computer Science Applications	#648/792	18th

[View CiteScore methodology >](#) [CiteScore FAQ >](#) [Add CiteScore to your site ↗](#)





Journal of XIDIAN University

Journal of Xidian University

ISSN No: 1001-2400 | UGC CARE GROUP – 2 JOURNAL (Active Journal in Scopus) | Monthly Publishing Journal

Journal of Xidian University



Scopus Preview

Source details

Xi'an Dianzi Keji Daxue Xuebao/Journal of Xidian University

Scopus coverage years: from 2001 to Present.

Publisher: Science Press

ISSN: 1001-2400

Subject area: [Engineering, Electrical and Electronic Engineering](#) [Computer Science, Computer Science Applications](#)

[General Information](#) [Detailed Information](#) [Seek to locate full Journal Homepage](#)

HEC Recognized Journal Important Links

Journal Category : UGC CARE, SCOPUS

Subject Area : Multidisciplinary

UGC-CARE Group – II Journals Link :

<https://ugccare.unipune.ac.in/site/website/jarelist.aspx>

Login User Name: ugccaregroup2@gmail.com

Password: 123456789

ISSN No: 1001-2400

- Impact Factor : 5.4

Important Dates:

- Submission Last Date : Through out the Year
- Acceptance Status : 48 Hours
- Frequency : 12 issues per year

Submit your paper to: editorjxu@gmail.com

[Download Paper Format](#)

[Download Copyright Form](#)

[Download Registration Form](#)

Call For Papers

Journal of Xidian University is an open access scholastic and peer reviewed monthly international journal for encouraging Researchers, Practitioners, Academicians from Life Sciences, Engineering and Technology Management sectors to contribute to their inventive Research achievements and original work to make superiority information presented for a broader civic of readers and Internet users. Journal of Xidian University targets at promoting the integration of academic theories.

Journal of Xidian University is the leading open-access journal, providing a platform for publishing innovative and research articles. As an open access journal, articles in Journal of Xidian University will always be freely available online and readily accessible. This means that your work will be recognized and can be searched in Google Scholar.

Abstracted & Indexed in:

Scopus, Chemical Abstracts Services (CAS); J-Gate Plus; Research Bible; EBSCO Publishing's Electronic Databases, USA; DOAJ; Ulrich's Periodical Directory, USA; Indian Science Abstracts, India; Index Copernicus, Poland; ISI, Thomson Reuters.

Journal of Xidian University is an open-access journal publishing full-length research papers and review articles covering subjects that fall under the wide spectrum of science Engineering & technology. The journal is dedicated towards dissemination of knowledge related to the advancement in scientific research. The prestigious interdisciplinary editorial board reflects the diversity of



Comparative Evaluation of Antimicrobial Efficacy of AgNPs synthesized from leaf extracts of *Laurus nobilis* and *Persea americana*

S.Lizy Roselet^{1*} and K.Francy²

^{1*} Corresponding Author, ^{1,2}Department of Chemistry, Holy Cross College (Autonomous) Nagercoil.

Abstract

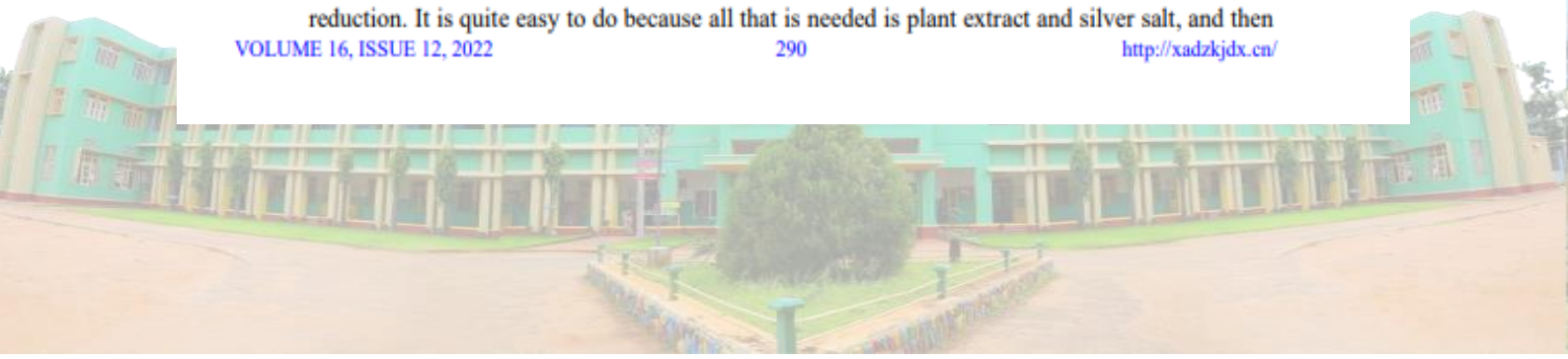
Silver nanoparticles (AgNPs) possess a broad spectrum of antibacterial, antifungal and antiviral properties. Silver nanoparticles have the ability to penetrate bacterial cell walls, changing the structure of cell membranes and even resulting in cell death. Their efficacy is due not only to their nanoscale size but also to their large ratio of surface area to volume. They can increase the permeability of cell membranes, produce reactive oxygen species, and interrupt replication of deoxyribonucleic acid by releasing silver ions. In this investigation, we have synthesized nanoparticles from the leaf extracts of *Laurus nobilis* and *Persea americana* and characterize the final product, and evaluated their antimicrobial activities. Both the leaf extracts were found to be effective against the *Escherichia coli*, *Staphylococcus aureus*, *Bacillus aureus* and *Pseudomonas aeruginosa*.

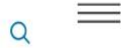
Key Words

Silver nanoparticles, *Laurus nobilis*, *Persea americana*, antimicrobial activity

Introduction

Silver nanoparticles are one of the promising products in the nanotechnology industry. AgNPs can be biosynthesized by bacteria, fungi, yeast, actinomycetes and plant, thus avoiding the use of toxic substances and enabling for further application in medical and pharmaceutical industries¹. Plants contain a wide range of metabolites that can aid in reducing silver ion, stabilizing and capping AgNPs², therefore the concentration and composition of AgNPs will vary depending on the plant type³. This is particularly the medicinal plant's case, given that it is a rich source of phytochemicals and antioxidants. The Polyphenols, carotenoids, and vitamins are the principal antioxidant components of medicinal plants. The curative plants. The medicinal plants display a wide range of anti-inflammatory, antibacterial, antiviral, anti-aging, and anti-cancer activities⁴. The intricate biomolecules in medicinal plants help to reduce metal ions and nanoparticle stabilisation into the correct form and size⁵. The production of AgNPs by plants involves the process of reduction. It is quite easy to do because all that is needed is plant extract and silver salt, and then





Source details

Research Journal of Chemistry and Environment

Scopus coverage years: from 2007 to Present

Publisher: International Congress of Chemistry and Environment

ISSN: 0972-0626

Subject area: Earth and Planetary Sciences: General Earth and Planetary Sciences

Chemical Engineering: General Chemical Engineering Environmental Science: General Environmental Science

Chemistry: General Chemistry [View all](#) ▼

Source type: Journal

[View all documents](#) >

[Set document alert](#)

[Save to source list](#)

CiteScore 2022 ⓘ
0.4

SJR 2022 ⓘ
0.123

SNIP 2022 ⓘ
0.132

[CiteScore](#) [CiteScore rank & trend](#) [Scopus content coverage](#)

i Improved CiteScore methodology ✕

CiteScore 2022 counts the citations received in 2019-2022 to articles, reviews, conference papers, book chapters and data papers published in 2019-2022, and divides this by the number of publications published in 2019-2022. [Learn more](#) >

CiteScore 2022 ▼

$$0.4 = \frac{430 \text{ Citations 2019 - 2022}}{1,107 \text{ Documents 2019 - 2022}}$$

Calculated on 05 May, 2023

CiteScoreTracker 2023 ⓘ

$$0.5 = \frac{555 \text{ Citations to date}}{1,077 \text{ Documents to date}}$$

Last updated on 05 April, 2024 • Updated monthly

CiteScore rank 2022 ⓘ

Category	Rank	Percentile
Earth and Planetary Sciences	#173/192	10th
General Earth and Planetary Sciences		
Chemical Engineering	#249/272	8th
General Chemical Engineering		

[View CiteScore methodology](#) > [CiteScore FAQ](#) > [Add CiteScore to your site](#)





Research Journal of Chemistry and Environment 

Indexed in SCOPUS, Chemical Abstracts, UGC, NAAS, Indian Citation Index etc.

Save Earth; Save Environment

Association Journals Our Policies Membership Online Payment Downloads Glimpses Contact

Research Journal of Chemistry and Environment

About WRA Journals

Our Journals

Instructions to Authors

Our Policies

Research Journal of Chemistry and Environment

Disaster Advances

Research Journal of Biotechnology

Advances In Management

International Journal of Agricultural Sciences and Veterinary Medicine

International Research Journal for Quality in Education

NanoMatChemBioDev

Yoga and Spiritualism Journal

Global Research in Medical Sciences

Research Journal of Bioinformatics

Invitation Current Issue Editorial Board Archives Paper Submission Paper Received

[Special Issue I January 2018](#) [Special Issue II August 2018](#) [Special Issue I May 2019](#)

General Information

Name: **Research Journal of Chemistry and Environment**
 (Regularly published double blind peer reviewed online journal; Publication is free of cost in our journals)
 Periodicity: **Monthly**
 E-ISSN: **2278-4527** Print ISSN: **0972-0626**
 Indexed in: **SCOPUS, Chemical Abstracts, UGC, NAAS, Indian Citation Index etc.**
 Published from Year: **1997**
 Govt. of India Registration Number: **68381/98** Dated: **27-05-1998** (Office of Registrar of Newspapers)

Aim and Scope

We invite you to contribute Research Papers / Short Communications / Review Papers:

- in any field of Chemical Sciences, Environmental Sciences, Agricultural Sciences, Soil Sciences, Bio Sciences, Pharmaceutical Sciences, Chemical Engineering, Civil Engineering and Environmental Engineering
- in any field related to Chemistry (Inorganic / Organic / Physical / Analytical / Instrumental / Biochemical / Pharmaceutical / Industrial Chemistry)
- in any field related to Chemicals and Industries including Plastics / Drugs / Pesticides / Polymers / Textiles / Dyes / Papers / Steel / Metals / Foods/ Paints / Rubber / Fertilizers / Leather / Cement / Sugar / Distilleries / Explosives / Oils / Petroleum / Petrochemical / Fragrances etc.
- in any field related to Environment, Energy, Power, Pollution (Air, Water and Noise Pollution) in Industries, Land, Cities, Rivers, Lakes etc.
- in inter-related fields of Chemistry, Chemical Industries and Pollution.

Invitation

We welcome your submission to our blind peer reviewed, international monthly journal "Research Journal of Chemistry and Environment" (E-ISSN No. 2278-4527; PRINT-ISSN No. 0972-0626) in field of Chemical Sciences, Environmental Sciences, Chemical Engineering, Civil Engineering, Pharmaceutical Sciences etc. Our journal has been published regularly from year 1997. The journal had SCI impact factor of 0.636 for year 2012 assessed from January 2012 to December 2012. Impact factor for year 2011 was 0.379; for year 2010 it was 0.292 and for year 2009 it was 0.323. Our journal is under re-evaluation of SCI in year 2017. [We do not charge any kind of fees (open access contribution charge, submission charge, author charge, per page charge, publication charge, processing charge, colour page charge etc.) for submission, acceptance and publication of manuscript for any of our journals].

Our journal is indexed and abstracted in:
SCOPUS
Chemical Abstracts

Our journal is included in UGC list so that Indian authors can publish their manuscripts with us for API scores and for promotion in the careers.

Submissions are sent to two experts for review and if both the experts approve, then we accept the paper for publication. We are continually improving the journal, with the goal of having one of the ten best international scientific journals in the world. Therefore, we are presently in search of a good team of editors, associate editors, co-editors, regional editors, subject editors and conference editors throughout the world. Our interdisciplinary journal publishes only the most cutting-edge research, with the goal of connecting scientists to develop various research projects in consultation with a variety of industry partners for the benefit of mankind.

You are welcome to upload the papers online at website www.worldresearchersassociations.com at menu "paper submission". Questions may be addressed via email to info@worldresearchersassociations.com

UGC Approved Journal
 (Important for Indian Authors):
[Research Journal of Chemistry and Environment](#)



Publisher:
Dr. Jyoti Garg
Address:
 Sector AG/Ro, Vijay Nagar,
 A.B. Road, Indore, 452010,
 INDIA



Green synthesis and characterization of chitosan doped nickel oxide nanocomposites using *Euphorbia hirta* and its antimicrobial activity

Deva Vijila L.¹, Leema Rose G.², Aavila Thanga Bhoosan S.³, Anitha C.⁴ and Jaya Rajan M.^{5*}

1. Women's Christian College, Affiliated to Manonmaniam Sundaranar University, Tirunelveli, INDIA

2. Department of Chemistry, Holy Cross College (Autonomous), Nagercoil, INDIA

3. Department of Chemistry, Women's Christian College, Nagercoil, INDIA

4. Department of Zoology, Holy Cross College (Autonomous), Nagercoil, INDIA

5. Department of Chemistry, Annai Velankanni College, Thalayavattam, INDIA

*jayarajanm1983@gmail.com

Abstract

Chitin is extracted from shells of shrimps and characterized using UV-drs spectroscopy. It is converted to chitosan by the process of deacetylation and to nanochitosan by the process of sonication. Chitosan and nanochitosan are characterised using UV-Vis and FTIR spectroscopy. Nickel oxide nanoparticles (NiO) are green synthesised from Nickel chloride crystals using *Euphorbia hirta* medicinal plant leaf extract which contains alkanes, triterpenes, phytosterols, tannins, polyphenols and flavanoids as reducing agent. *E. hirta* serves as a good medicine for treating female disorders, respiratory ailments, worm infestations in children, dysentery, jaundice, pimples, gonorrhoea, digestive problems and tumors. The formation of nano NiO is characterised by UV-Vis, FTIR and XRD spectroscopic techniques.

The nano NiO particles are doped with nanochitosan and the antimicrobial activity of the resulting composite is analysed with *Staphylococcus aureus* and *Pseudomonas aeruginosa* bacterium using amikacin as the control. The results shows the enhancement in the antibacterial nature of the composite.

Keywords: Chitin, chitosan, *E. hirta*, nickel oxide, antimicrobial properties.

Introduction

Chitin is a waste product obtained from fish processing company. It has limited applications due to its poor solubility in water, however its properties can be modified by converting it into chitosan by deacetylation^{5,9,11}. Chitins present in the shells of crustaceans are abundant sources of chitosan. Chitosan is a natural polymer obtained by deacetylation of chitin. Both chitin and chitosan possess antimicrobial activity⁴. The biomedical applications of chitin and chitosan are restricted because of its insoluble nature in most solvents, low mechanical properties^{13,21}. The physicochemical and biological properties of chitosan can be improved by surface modification by doping with metal oxide nanoparticles. Enormous work is available in the literature about the preparation and doping of chitosan with nanometal oxide, synthesised using various methods¹⁹ which

contribute to environmental pollution. Only limited work is reported related to preparation of metal nanoparticles using green methods^{16,18}, utilising medicinal plant extracts as reducing agents^{3,15}. This study compares antibacterial activity of the resulting NiO doped and undoped chitosan with that of NiO nanoparticles alone².

This study reveals that the method of preparation of nickel oxide nanoparticles from Nickel (II) chloride hexahydrate using ethanolic extract of *E. hirta* medicinal plants is cheap, environmentally friendly and easily available. It also proves that doping of nickel oxide nanoparticles in chitosan improves its antibacterial activity and hence chitosan nickel oxide nanocomposite can be used as a good antibacterial reagent.

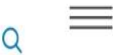
Material and Methods

Materials: The raw material chitin required for the present study is prepared from the shells of shrimps collected from fish market, Nagercoil, Kanyakumari District. Chitosan was synthesised from chitin by deacetylation. *Euphorbia hirta* leaves were collected from Kurusady, Nagercoil, Kanyakumari District, India. Shells of shrimps were selected as primary source for chitosan in the present study. The shells were collected from Ramanputhoor, (Nagercoil, Tamilnadu, India) fish market.

Methods: The shells were cleaned, washed with water and dried in sunlight for 15 days and UV-drs spectroscopy of chitin in absorbance & reflectance mode was recorded and demineralised by adding 1:1 HCl solution. The demineralised chitosan was heated with 1M HCl for 15 minutes near to 100°C and decolourised using H₂O₂. Deacetylation was done by treatment with 50% NaOH at 100 - 150°C for one hour and was washed well with distilled water and then dried at hot air oven at 60°C for 4 hours.

Euphorbia hirta leaves were shade dried for 15 days, powdered and the Ethanolic extract of the leaves was obtained using Soxhlet extractor. Nickel chloride hexahydrate was obtained from Merck, India. Only deionised water was used in the entire study.

Preparation of nickel oxide nanoparticles: Nickel oxide nanoparticles are synthesised by the reduction of Nickel (II)



Source details

Journal of King Saud University - Science

Open Access ⓘ

Scopus coverage years: 1994, from 2009 to Present

Publisher: Elsevier

ISSN: 1018-3647

Subject area: Multidisciplinary

Source type: Journal

CiteScore 2022 ⓘ
6.3

SJR 2022 ⓘ
0.540

SNIP 2022 ⓘ
1.294

- [View all documents >](#)
- [Set document alert](#)
- [Save to source list](#)

[CiteScore](#) [CiteScore rank & trend](#) [Scopus content coverage](#)

i Improved CiteScore methodology ✕

CiteScore 2022 counts the citations received in 2019-2022 to articles, reviews, conference papers, book chapters and data papers published in 2019-2022, and divides this by the number of publications published in 2019-2022. [Learn more >](#)

CiteScore 2022 ▼

6.3 = $\frac{10,496 \text{ Citations } 2019 - 2022}{1,667 \text{ Documents } 2019 - 2022}$

Calculated on 05 May, 2023

CiteScoreTracker 2023 ⓘ

7.2 = $\frac{14,268 \text{ Citations to date}}{1,978 \text{ Documents to date}}$

Last updated on 05 April, 2024 • Updated monthly

CiteScore rank 2022 ⓘ

Category	Rank	Percentile
Multidisciplinary	#14/134	89th

[View CiteScore methodology >](#) [CiteScore FAQ >](#) [Add CiteScore to your site](#)



NEW The power of the Web of Science™ on your mobile device, wherever inspiration strikes. Dismiss Learn More

Already have a manuscript? Use our Manuscript Matcher to find the best relevant journals! Find a Match

Filters Clear All Web of Science Coverage Open Access Category Country / Region Language Frequency Journal Citation Reports

Refine Your Search Results

JOURNAL OF KING SAUD UNIVERSITY SCIENCI Search

Sort By: Relevancy

Search Results

Found 20,839 results (Page 1) Share These Results

Exact Match Found

JOURNAL OF KING SAUD UNIVERSITY SCIENCE OPEN ACCESS Publisher: ELSEVIER, RADARWEG 29, AMSTERDAM, Netherlands, 1043 NX ISSN / eISSN: 1018-3647 / 2213-686X Web of Science Core Science Citation Index Collection: Expanded Additional Web of Science Indexes: Biological Abstracts | BIOSIS Previews | Essential Science Indicators Share This Journal View profile page *Requires free login.

Other Possible Matches





ScienceDirect

Journal of King Saud University - Science
Open access

	6.3 CiteScore	3.8 Impact Factor
Submit your article ↗	Guide for authors	
Menu	Search in this journal	

About the journal

Peer Review under the responsibility of King Saud University

Aims and Scope:

Journal of King Saud University – Science is an official refereed publication of King Saud University and the publishing services is provided by Elsevier. It publishes peer-reviewed research articles in the fields of ...

[View full aims & scope](#)

\$1600 ⓘ
Article publishing charge
for open access

9 days
Time to first decision

114 days
Review time

112 days
Submission to acceptance

[View all insights](#)

[FEEDBACK](#)





Original article

Green synthesized ZnO NPs as effective bacterial inhibitor against isolated MDRs and biofilm producing bacteria isolated from urinary tract infections



Manavalan Murugan^a, K.R. Beula Rani^b, J. Albino Wins^c, Govindan Ramachandran^d, Feng Guo^{e,*}, Ramzi A. Mothana^f, Omar M. Noman^f, Fahd A. Nasr^f, Muhammad Zubair Siddiqi^g

^a Department of Biomedical Engineering, Noorul Islam Centre for Higher Education, Kumaracoil 629180, Tamil Nadu, India

^b Department of Microbiology, Malankara Catholic College, Mariagiri, Kaliyakkavilai 629153, Kanyakumari District, Tamil Nadu 629180, India

^c Department of Botany, Holy Cross College, Nagercoil 629004, Kanyakumari District, Tamil Nadu, India

^d Marine Pharmacology and Toxicology Laboratory, Department of Marine Science, Bharathidasan University, Tiruchirappalli 620024, Tamil Nadu, India

^e Department of Urology Surgery, Jinan Central Hospital, No. 105, Jiefang Road, Jinan City, Shandong Province 250013, China

^f Department of Pharmacognosy, College of Pharmacy, King Saud University, Riyadh, 11451, Saudi Arabia

^g Department of Biotechnology, Hankyong National University, 327 Jungang Road, Gyeonggi-do 17579, South Korea

ARTICLE INFO

Article history:

Received 12 October 2021

Revised 21 November 2021

Accepted 23 November 2021

Available online 27 November 2021

Keywords:

Nanoparticles

Biomedical application

Antibiotic susceptibility

Minimum inhibition concentration

ABSTRACT

Based on the importance of multi drug resistant and biofilm forming bacterial spread, the current research work aimed on synthesizing the nanoparticles of zinc oxide from the plant parts of *Limonia acidissima*. They were assayed for their antibacterial activities against biofilm forming urinary tract infected pathogens including *Salmonella paratyphi*, *Shigella*, *Streptococcus*, *Staphylococcus* and *Klebsiella pneumonia* which was confirmed by anti-microbial susceptibility test, 24-well polystyrene plate and modified tube test methods. The formulation of nanoparticles was confirmed by UV-Visible spectrophotometry. Fourier transform infrared spectroscopy revealed the formation of biomolecules that has great involvement in stabilizing the zinc oxide. The size as well as the shape with high resolution was confirmed with electron microscopical studies. It is very clear that zinc oxide nanoparticles have great antimicrobial effect because of its inhibition role against tested urinary tract bacteria by various invitro experiments. This provides a positive thinking on novel drug discovery, in which human health can be improved. Hence, this study provides a scientific support to the medicinal uses of zinc oxide nanoparticles for the treatment of microbial infections.

© 2021 The Author(s). Published by Elsevier B.V. on behalf of King Saud University. This is an open access article under the CC BY-NC-ND license (<http://creativecommons.org/licenses/by-nc-nd/4.0/>).

1. Introduction

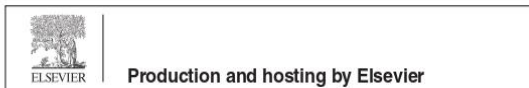
Worldwide, most prevalence infections are urinary tract infection, and it affected >10% peoples every day among the total of 150 million (Abad et al., 2019). Recent years, the most of the physicians reported that the urinary tract infection is the most recognized bacterial infection and the treatment is failure (Soto et al., 2006). In women, it is very complicated infection due to the sud-

den increase of pregnancy diabetics, functional abnormalities, immunocompromised nature and failure of existing drugs (Hashemzadeh et al., 2021; Katongole et al., 2020). More reports are pointed out about urinary tract infection and it account 80% of multi drug resistant behavior (AL-Mahfoodh et al., 2021; Rajivgandhi et al., 2018). Recently, multiple reports are evidenced that bundles of virulence factors are the important specific reasons for developed multi drug resistant in urinary tract infection (Baiou et al., 2021; Govindan et al., 2018). Especially, extended spectrum beta lactamses, quorum sensing and biofilm formation by exopolysaccharide are the more possible reason (Jafarzadeh et al., 2020; Cheng et al., 2015). Among the urinary tract infection, these three virulence factors contributed almost 75% and developed more resistant against existing drugs (El mekes et al., 2020; Chitra et al., 2010). Almost all the beta lactum antibiotics are ineffective or more susceptible to multi a drug resistant bacterium which leads to biofilm formation.

* Corresponding author at: Department of Urology Surgery, Jinan Central Hospital, No. 105, Jiefang Road, Jinan City, Shandong Province 250013, China.

E-mail address: g6086@sina.com (F. Guo).

Peer review under responsibility of King Saud University.



<https://doi.org/10.1016/j.jksus.2021.101737>

1018-3647/© 2021 The Author(s). Published by Elsevier B.V. on behalf of King Saud University.

This is an open access article under the CC BY-NC-ND license (<http://creativecommons.org/licenses/by-nc-nd/4.0/>).



Source details

Physiological and Molecular Plant Pathology

Formerly known as: Physiological Plant Pathology

Scopus coverage years: from 1986 to Present

Publisher: Elsevier

ISSN: 0885-5765 E-ISSN: 1096-1178

Subject area: Agricultural and Biological Sciences: Plant Science Biochemistry, Genetics and Molecular Biology: Genetics

Source type: Journal

CiteScore 2022 ⓘ
4.4

SJR 2022 ⓘ
0.545

SNIP 2022 ⓘ
0.819

- [View all documents >](#)
- [Set document alert](#)
- [Save to source list](#)

[CiteScore](#) [CiteScore rank & trend](#) [Scopus content coverage](#)

i Improved CiteScore methodology ✕

CiteScore 2022 counts the citations received in 2019-2022 to articles, reviews, conference papers, book chapters and data papers published in 2019-2022, and divides this by the number of publications published in 2019-2022. [Learn more >](#)

CiteScore 2022 ▼

4.4 = $\frac{1,884 \text{ Citations 2019 - 2022}}{430 \text{ Documents 2019 - 2022}}$

Calculated on 05 May, 2023

CiteScoreTracker 2023 ⓘ

4.3 = $\frac{2,306 \text{ Citations to date}}{534 \text{ Documents to date}}$

Last updated on 05 April, 2024 • Updated monthly

CiteScore rank 2022 ⓘ

Category	Rank	Percentile
Agricultural and Biological Sciences	#126/487	74th
└ Plant Science		
Biochemistry, Genetics and Molecular Biology	#182/328	44th
└ Genetics		

[View CiteScore methodology >](#) [CiteScore FAQ >](#) [Add CiteScore to your site](#)



The power of the Web of Science™ on your mobile device, wherever inspiration strikes. Dismiss Learn More

Already have a manuscript? Use our Manuscript Matcher to find the best relevant journals! Find a Match

- Filters Clear All Web of Science Coverage Open Access Category Country / Region Language Frequency Journal Citation Reports

Refine Your Search Results

Physiological and Molecular Plant Pathology Search

Sort By: Relevancy

Search Results

Found 2,304 results (Page 1) Share These Results

Exact Match Found

PHYSIOLOGICAL AND MOLECULAR PLANT PATHOLOGY Publisher: ACADEMIC PRESS LTD- ELSEVIER SCIENCE LTD , 24-28 OVAL RD, LONDON, ENGLAND, NW1 7DX ISSN / eISSN: 0885-5765 Web of Science Core Collection: Science Citation Index Expanded Additional Biological Abstracts | BIOSIS Previews | Web of Science Current Contents Agriculture, Biology & Environmental Sciences | Current Contents Indexes: Life Sciences | Essential Science Indicators Share This Journal View profile page * Requires free login.

Other Possible Matches





ScienceDirect

Physiological and Molecular Plant Pathology

Supports open access

4.4

CiteScore

2.7

Impact Factor

[Submit your article ↗](#)

[Guide for authors](#)



Menu



Search in this journal

About the journal

Physiological and Molecular Plant Pathology provides an International forum for original research papers, reviews, and commentaries on all aspects of the **molecular biology, biochemistry, physiology, histology and cytology, genetics and evolution of plant-microbe interactions.**

Papers on all kinds ...

[View full aims & scope](#)

\$3450 ⓘ

Article publishing charge
for open access

13 days

Time to first decision

73 days

Review time

102 days

Submission to acceptance



[View all insights](#)

FEEDBACK






ScienceDirect

Physiological and Molecular Plant Pathology

Volume 119, May 2022, 101816

Phytopathogenic bacterial and nematocidal activity of extracts and powder of *Adhatoda vasica* on *Meloidogyne incognita*

N. Benit  , J.S.J. Kumar, Khalid S. Almaary, Mohamed S. Elshikh, Rabab Ahmed Rasheed, Paulrayer Antonisamy[Show more](#)  Share  Cite<https://doi.org/10.1016/j.pmpp.2022.101816>[Get rights and content](#) 

Introduction

The undesirable application of synthetic pesticides to control nematode pests increased phytotoxicity, environmental pollution, and resistance to nematodes, in addition to its very high cost [1]. The growing environment coupled with ban on many nematicides needed a decrease in chemical nematicides usage and the search of natural pesticides. The utilization of natural antibacterial and nematocidal compounds in crop production and protection has attracted much more attention from consumers and farmers [2]. Plant-parasitic nematodes (PPN) are significant agricultural pests capable of creating yield losses to a great extent. The nematode pests affected roots of agricultural crops and involved in root dysfunction, decreased rooting volume and decreased efficiency in utilization of nutrients and water [3]. The root-knot nematodes *Meloidogyne* spp. involve economic loss in horticulture crops [4,5]. The application of plant secondary metabolites as an alternative route for management of root-knot nematode has become increasing significant [7]. The implementation of successful nematode pesticide control programme requires integrated approach that combines various factors [6]. Plants secrete secondary metabolites that help them to be more competent in their own system. Moreover, these small molecules exert a wide range of effects on the plant and on other living organisms. They involved in abscission, flowering, fruit development, controlling perennial growth through signal deciduous behaviour etc. [8]. They act as antimicrobials and perform the role of attractants or, conversely, as repellents. Nematicidal compounds such as phenols, alkaloids, polyacetylenes, sesquiterpenes, isothiocyanates, diterpenes, thienyls, fatty acids and glucosinolates were determined from the plants [9], [10], [11], [12].

Medicinal plants have various biologically active secondary metabolites. These medicinal plants contain phenolic compounds, flavonoids, steroids and other bioactive compounds [13,14]. These phytochemicals have antimicrobial, anticancer, haemolytic, photocatalytic and antioxidant activities [15], [16], [17], [18], [19], [20]. Plants are richest organic reservoirs of nature are receiving increasing attention to treat or kill various plant-parasites [21]. Much awareness of the health hazards and environmental risks by chemical agents, the development of phyto insecticides and antibacterial agents has imparted great interest among research communities all over the world [22]. The antibacterial activity of medicinal plants against phytopathogen was reported in recent years. Phenolic compounds from medicinal plants, including tea extract have broad spectrum antimicrobial properties against plant pathogens [23], [24], [25]. Generally, biopesticides or biological antibacterials from plants are non-persistent in the field scenario as they are readily converted by microorganisms, oxygen and light into less toxic products [26]. Plant extracts are potential alternate for the toxic synthetic nematocidal agents. *Adhatoda vasica* is one of the medicinal plants and has effective antibacterial and antifungal properties. *Adhatoda vasica* is a common medicinal plant in Asia of family Acanthaceae and well known widely previously for its mucolytic properties [27,28]. In the current study, the antimicrobial potency of ethanol extract of *Adhatoda vasica* against phyto pathogenic bacteria was studied. The aqueous extract was used to investigate juvenicidal and ovicidal potential against *M. incognita* under green house condition and field trials.





Source details

Environmental Research

Years currently covered by Scopus: from 1967 to 1995, from 1997 to 2024

Publisher: Elsevier

ISSN: 0950-4230 E-ISSN: 1894-8963

Subject area: [Medicine: Public Health, Environmental and Occupational Health](#)

[Environmental Science: General Environmental Science](#) [Biochemistry, Genetics and Molecular Biology: Biochemistry](#)

Source type: Journal

CiteScore 2023

12.6



ISI 2023

1,679



ISI* 2023

1,496



[View all documents](#)

[Get document alert](#)

[Save to source list](#)

[CiteScore](#) [CiteScore rank & trend](#) [Scopus content coverage](#)

CiteScore 2023

12.6

96,278 Citations 2020 - 2023
7,640 Documents 2020 - 2023

[View citation details](#)

CiteScoreTracker 2024

11.9

98,226 Citations to date
8,274 Documents to date

[View citation details](#)

CiteScore rank 2023


Category	Rank	Percentile
Medicine		
Public Health, Environmental and Occupational Health	62 (out of 100)	96%
Environmental Science	100 (out of 100)	100%

[View CiteScore methodology](#) [CiteScore FAQ](#) [Add CiteScore to your site](#)



www.elsevier.com

Master Journal List [Search Journals](#) [Match Manuscript](#) [Downloads](#) [Help](#)

 The power of the Web of Science® on your mobile device, wherever inspiration strikes. [Download](#) [Learn More](#)

Already have a manuscript?

Use our Manuscript Matcher to find the best relevant journals!

[Find a Match](#)

Filters [Clear All](#)

- Web of Science Coverage
- Open Access
- Category
- Country / Region
- Language
- Frequency
- Journal Citation Reports

Refine Your Search Results

0013-9051 [Search](#)

Sort by: Title (A-Z)

Search Results

Found 1 results (Page 1) [Share These Results](#)

Exact Match Found

ENVIRONMENTAL RESEARCH

Publisher: ACADEMIC PRESS INC ELSEVIER
SCIENCE, 325 B ST, STE 1900, SAN DIEGO, USA, CA, 92101-4495

ISSN / eISSN: 0013-9051 / 1896-0853

Web of Science Core Collection: Science Citation Index Expanded

Additional Indexes: Biological Abstracts | BIOSIS Previews | Web of Science Current Contents Agriculture, Biology & Environmental Sciences | Current Contents Life Sciences | Essential Science Indicators

[Share This Journal](#) [View profile page](#)

*Requires free login.

1-1 < > >> <<





ScienceDirect

Environmental Research

Volume 209, June 2022, 112822

Immobilization of *Halomonas halodurans* and *Bacillus halodurans* in packed bed bioreactor for continuous removal of phenolic impurities in waste water

N. Benit ^{a, *}, S. A. Amala Lourthraj ^b, K. Barathikannan ^c, Ashraf Abdel-Fattah Mostafa ^d, Hishah Abdulrahman Alodaini ^e, Mohamed Toha Yassin ^f, Ashraf Ataf Hatamleh ^g

Show more

Share Cite

<https://doi.org/10.1016/j.envres.2022.112822>

[Get rights and content](#)

Highlights

- Phenol-degrading bacteria were isolated from the coir retting wastewater.
- Bacteria produced laccases and pectinase involved in phenol removal.
- Dual biocatalyst immobilized and applied in packed bed bioreactor.
- Immobilized biocatalyst on alginate beads improved phenol removal.
- Considerable phenol-degradation was achieved after several catalytic cycles.

Abstract





Source details

Gongcheng Kexue Yu Jishu/Advanced Engineering Sciences

Scopus coverage years: from 2017 to Present

Publisher: Editorial Department of Journal of Sichuan University

ISSN: 2096-3246

Subject area: Engineering: General Engineering

Source type: Journal

[View all documents >](#)

[Set document alert](#)

[Save to source list](#)

CiteScore 2022 ⓘ
1.4

SJR 2022 ⓘ
0.223

SNIP 2022 ⓘ
0.476

[CiteScore](#) [CiteScore rank & trend](#) [Scopus content coverage](#)

i Improved CiteScore methodology ✕

CiteScore 2022 counts the citations received in 2019-2022 to articles, reviews, conference papers, book chapters and data papers published in 2019-2022, and divides this by the number of publications published in 2019-2022. [Learn more >](#)

CiteScore 2022 ▼

$$1.4 = \frac{886 \text{ Citations } 2019 - 2022}{618 \text{ Documents } 2019 - 2022}$$

Calculated on 05 May, 2023

CiteScoreTracker 2023 ⓘ

$$1.9 = \frac{1,138 \text{ Citations to date}}{613 \text{ Documents to date}}$$

Last updated on 05 April, 2024 • Updated monthly

CiteScore rank 2022 ⓘ

Category	Rank	Percentile
Engineering		
General Engineering	#191/302	36th

[View CiteScore methodology >](#) [CiteScore FAQ >](#) [Add CiteScore to your site &](#)



Dear respected authors,

if you can't find our response then please search our mail in your spam box and communicate with us to the following mail as well: yutakaara27@gmail.com

Search for Journal..

Search

Gongcheng Kexue Yu Jishu/Advanced Engineering Science

Gongcheng Kexue Yu Jishu/Advanced Engineering Science (ISSN: 2096-3246) is a bi-monthly peer-reviewed international Journal. Gongcheng Kexue Yu Jishu/Advanced Engineering Science was originally formed in 1969 and the journal came under scopus by 2017 to now. The journal is published by editorial department of Journal of Sichuan University. We publish every scope of engineering, Mathematics, physics.

Submission Deadline
(Vol 56 , Issue 03)
20 Apr 2024

5 Day
7 Hour
27 Min
19 Sec

Publish On
(Vol 56 , Issue 03)
30 Apr 2024

Scopus Indexed (2024)



EVALUATION OF BIODEGRADABLE WASTE AS MANURE FOR TERRACE GARDEN

M.I. Niyas Ahamed

Department of Biochemistry, Sacred Heart College (Autonomous), Tirupattur, Tamilnadu.

J. Albino Wins

Department of Botany, Holy Cross College (Autonomous), Nagercoil, Kanyakumari District, Tamilnadu.

Meenal Rehman

School of Life and Basic Sciences, Jaipur National University, Jaipur, Rajasthan.

Zoyeb Mohamed Zia

P.G and Research Department of Zoology, The New College Chennai, Tamilnadu.

*Corresponding Author: driniyasahamed@shctpt.edu

ABSTRACT

Communities will grow more congested as civilizations become more wealthy and urbanized. As a result, trash disposal, particularly biodegradable waste, will become more difficult since it will be thrown in the streets, having a detrimental effect on both human health and the environment. This biodegradable waste can be turned into vegetable manure for the terrace garden, which would lessen the immediate family needs. Terrace gardening not only helps households obtain fresh produce free of chemicals but also returns some land to agriculture.

Keywords: Negative impact, Manure, Chemical-free, Biodegradable waste

1. INTRODUCTION

The need for the production of organic food in agriculture, which is quickly becoming an appealing source of income generating, is the result of an increased awareness of health and environmental challenges in agriculture. These days, cultivating vegetables has evolved into an economic activity that may be classified as a company. Products labeled as organic have been produced in accordance with a method of agriculture that forgoes the use of chemical fertilizers and pesticides in favor of tending to one's social and environmental responsibilities. This type of farming is effective at the grass roots level, preserving the reproductive and regenerative capacity of the soil. It also produces nutritious food rich in vitality that is resistant to diseases. Good plant nutrition and sound soil management are also important components of this type of farming (Thiripurasundari 2015). When purchasing veggies at the grocery store, you run the risk of ingesting traces of pesticides and other agricultural pollutants. The cultivators employ an excessive amount of chemical fertilizers and pesticides in order to increase their yield and hence their income. The majority of farmers aren't able to determine the precise amount of fertiliser or pesticide to use, so they just throw it on, assuming that the more fertiliser they use, the better the crop will turn out. As a direct consequence of this, the vast majority of the vegetables that are offered for sale in the market contain hazardous compounds. however, the vegetables that you cultivate yourself on your terrace at home won't be exposed to any of those chemicals. It is simple to convert all biodegradable garbage into organic manure that can





Source details

Specialusis Ugdymas

Open Access ⓘ

Scopus coverage years: from 2016 to 2023

Publisher: Vilnius University Press

ISSN: 1392-5369 E-ISSN: 2424-3299

Subject area: Social Sciences: Education Psychology: Developmental and Educational Psychology

Source type: Journal

CiteScore 2022 ⓘ
0.2

SJR 2022 ⓘ
0.127

SNIP 2022 ⓘ
0.107

- View all documents >
- Set document alert
- Save to source list

CiteScore CiteScore rank & trend Scopus content coverage

i Improved CiteScore methodology ✕

CiteScore 2022 counts the citations received in 2019-2022 to articles, reviews, conference papers, book chapters and data papers published in 2019-2022, and divides this by the number of publications published in 2019-2022. [Learn more >](#)

CiteScore 2022 ∨

$$0.2 = \frac{5 \text{ Citations 2019 - 2022}}{32 \text{ Documents 2019 - 2022}}$$

Calculated on 05 May, 2023

CiteScoreTracker 2023 ⓘ

$$0.3 = \frac{7 \text{ Citations to date}}{24 \text{ Documents to date}}$$

Last updated on 05 April, 2024 • Updated monthly

CiteScore rank 2022 ⓘ

Category	Rank	Percentile
Social Sciences		
Education	#1414/1469	3rd
Psychology		
Developmental and Educational Psychology	#334/343	2nd

[View CiteScore methodology >](#) [CiteScore FAQ >](#) [Add CiteScore to your site ↗](#)



Specialusis Ugdymas

Introduction

The Special Education is an international publication that seeks to supplement the scientific and practical resources for the education and social participation. It provides a forum for researchers and practitioners working in a wide range of fields and settings.

The journal also carries out a scientific communication mission: it brings together researchers and practitioners from the Baltic States and other countries working in the field of education and social participation. The journal publishes articles that have been positively evaluated by experts and present the results of an analysis of theoretical thinking, empirical research, and practical experience of educational and social intervention.

The journal aims to be multidisciplinary, open to educational, psychological, sociological, medical, managerial, political, and more. will not be able to traditions of analysis. In addition, the journal aims to be innovative, publishing only the latest achievements in scientific thought and empirical practice, as well as original articles. Articles in the journal can be published in Lithuanian, English, German and French, with extended abstracts in English / Lithuanian. Journal information and abstracts are published in international scientific databases (EBSCO publishing).

The Journal publishes high-quality works analyzing the educational, social, psychosocial, etc. of people with various disabilities and special needs. The analysis of the situation should be based on the latest socio-political provisions and documents. Only articles that are ethically sound and do not contain any signs of discrimination against people with disabilities (provisions, statements, terms, etc.) are acceptable.

Edited by: Production Department
Review: Blind Peer Review Process
ISSN Online: 1392-5369
Published by: Science Research Society (SRS)
Editors & Editorial Board Scientific Committee Reviewers last year
Periodicity: Monthly
Email: editor@sumc.lt
Education Research Index (EBSCO publishing) since 2005 Education Research Complete (EBSCO publishing) since 2006 Current Abstracts (EBSCO publishing) since 2006 TOC Premier (EBSCO publishing) since 2006 MLA International Bibliography (from No. 2/15 2006) GESIS / Knowledge Base Social Sciences Eastern European Journal list (http://www.ceo-socialscience.net/journals/index) since 2009 Elsevier (www.elsevier.com) from 2012 2 (27) (SCOPUS: https://www.scopus.com/sourceid/21100223584?origin=sbrowse)

Coverage Areas

The journal encourages the publication of original research and development studies, provides theoretical material and resources, and offers a platform for exchanging information and discussion concerning important issues in the area of special education to scholars, teacher educators and practitioners. Some of the potential approaches could be:

- assessment and evaluation of the student/class, individual/collective needs;
- basic and advanced theories of special education;
- traditional and modern methods, recent developments and impact of technologies like modern communication, Information technology, medical advances;
- social psychology, educational psychology;
- learning disabilities and disorders: communication disorders, emotional and behavioral disorders, physical disabilities and developmental disabilities;
- social work, rehabilitation;
- special education design and organization, adapted teaching areas and resources, special education curriculum, instructional strategies;
- methods of provision: inclusion, mainstreaming, segregation;
- teacher/student interaction and attitude during the educational process;
- special education, nursing education;
- social and cultural integration of the student;
- national and international strategies, framework and organization.

Types of Papers The Journal accepts the following categories of papers:

- a. Original research
- b. Position papers/review papers
- c. Short-papers (with well-defined ideas, but lacking research results or having preliminary results)
- d. Technology Discussion/Overview Papers

0.10 ²⁰¹⁸ CiteScore

6th percentile
Powered by Scopus

3.0 ²⁰¹⁹ CiteScore

83rd percentile
Powered by Scopus

1.4 ²⁰²⁰ CiteScore

50th percentile
Powered by Scopus

Downloads

Copyright Form Click Here
(/downloads/copyright_form.pdf)

Paper Template Click Here
(/downloads/paper_template.docx)

Important Links

Home (<http://sumc.lt/index.php/se>)

Aims and Scope
(http://sumc.lt/index.php/se/aims_and_scope)

Call for Papers
(http://sumc.lt/index.php/se/call_for_papers)

Instructions for Authors
(http://sumc.lt/index.php/se/instructions_for_authors)

Paper Topics
(http://sumc.lt/index.php/se/paper_topics)

Editorial Board
(<http://sumc.lt/index.php/se/about/editorialTeam>)

Ethics & Policies
(http://sumc.lt/index.php/se/ethics_and_policies)

Publication Ethics and Publication
Malpractice Statement
(http://sumc.lt/index.php/se/publication_ethics)

Peer Review Policy
(http://sumc.lt/index.php/se/peer_review_policy)

Plagiarism Policy
(http://sumc.lt/index.php/se/plagiarism_policy)

Copyright, Grants and Ownership
Declaration
(http://sumc.lt/index.php/se/copyright_grants_ownership_de)

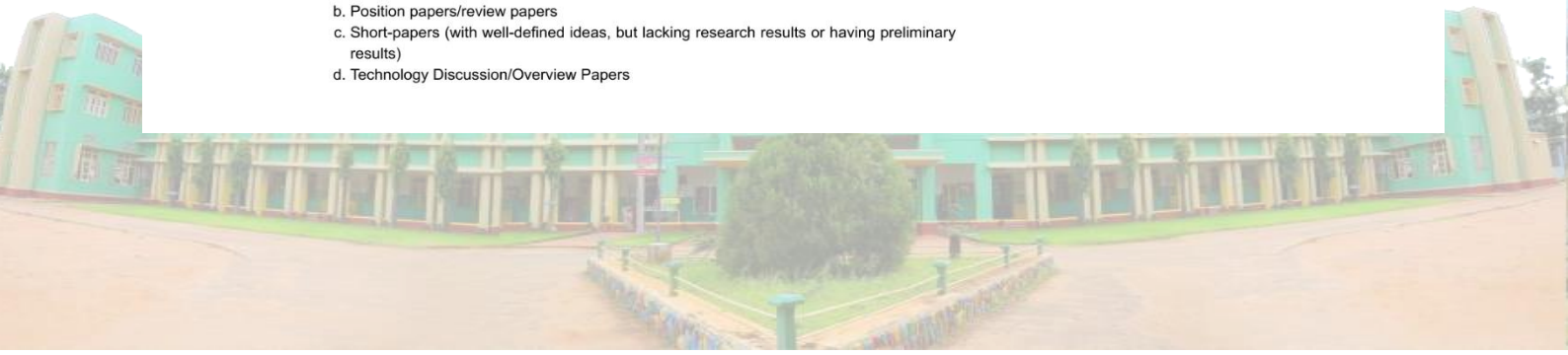
Refund Policy
(http://sumc.lt/index.php/se/refund_policy)

Open Access Overview
(http://sumc.lt/index.php/se/open_access_overview)

Open Access License
(http://sumc.lt/index.php/se/open_access_license)

Permissions
(<http://sumc.lt/index.php/se/permissions>)

COPE
(http://sumc.lt/index.php/se/about_cope)



Review on the Medicinal Applications of Zinc Oxide Nanoparticles

P. Leema Rose, Department of Botany, Holy Cross College (Autonomous), Nagercoil, Tamilnadu.

Email: leemars148@gmail.com

S.Maneemegalai, Department of Biochemistry, Government Arts and Science College for Women(Affiliated to Bharathidasan University), Orathanadu, Tamilnadu.

Email: maneemegalai@gmail.com

M. Kulandhaivel, Department of Microbiology, Karpagam Academy of Higher Education, Pollachi Road, Coimbatore, Tamilnadu.

Email: kulandhaivel.m@kahedu.edu.in

P. Srinivasan, Department of Microbiology, Rathinam College of Arts and Science, Coimbatore, Tamilnadu.

Email: hod.microbiology@rathinam.in

J. Albino Wins, Department of Botany, Holy Cross College (Autonomous), Nagercoil, Tamilnadu.

Email: winsbt@gmail.com

Zoyeb Mohamed Zia, PG And Research Department of Zoology, The New College, Chennai. Tamilnadu.

Email: zoyebmdzia@gmail.com

Abstract

Nanotechnology has advanced dramatically over the last several decades. Zinc oxide (ZnO), which can have a wide range of nanostructures, has unique semiconducting, optical, and piezoelectric properties and has thus been studied for a wide range of applications. Low toxicity and biodegradability are important characteristics of ZnO nanomaterials. Zn²⁺ is an essential trace element for adults (a daily dose of 10 mg is recommended) and is involved in many aspects of metabolism. ZnO's surface is chemically rich in -OH groups, which can be easily functionalized by various surface decorating molecules. We summarised the current state of the use of ZnO nanomaterials for biomedical applications such as biomedical imaging (including fluorescence, magnetic resonance, positron emission tomography, and dual-modality imaging), drug delivery, gene delivery, and biosensing of a wide range of molecules of interest in this review article. Over the next decade, research in biomedical applications of ZnO nanomaterials will flourish, and much effort will be required to develop biocompatible/biodegradable ZnO nanoplatforams for potential clinical translation.

Keywords: Zinc oxide, nanomaterials, drug delivery, gene delivery.

Introduction

Nanomaterials are nanometer-sized falls with diameters ranging from 1 to 100 nm, and these materials have enhanced unique properties. Physical, chemical, and





Source details

Jundishapur Journal of Microbiology

Scopus coverage years: from 2009 to Present

Publisher: Brieflands

ISSN: 2008-3645 E-ISSN: 2008-4161

Subject area: Medicine: Infectious Diseases Medicine: Microbiology (medical) Immunology and Microbiology: Microbiology

Source type: Journal

[View all documents >](#) [Set document alert](#) [Save to source list](#)

CiteScore 2022 ⓘ
1.2

SJR 2022 ⓘ
0.185

SNIP 2022 ⓘ
0.310

[CiteScore](#) [CiteScore rank & trend](#) [Scopus content coverage](#)

i Improved CiteScore methodology ✕

CiteScore 2022 counts the citations received in 2019-2022 to articles, reviews, conference papers, book chapters and data papers published in 2019-2022, and divides this by the number of publications published in 2019-2022. [Learn more >](#)

CiteScore 2022 ▼

1.2 = $\frac{382 \text{ Citations } 2019 - 2022}{312 \text{ Documents } 2019 - 2022}$

Calculated on 05 May, 2023

CiteScoreTracker 2023 ⓘ

1.3 = $\frac{396 \text{ Citations to date}}{303 \text{ Documents to date}}$

Last updated on 05 April, 2024 • Updated monthly

CiteScore rank 2022 ⓘ

Category	Rank	Percentile
Medicine		
Infectious Diseases	#229/304	24th
Medicine		
Microbiology (medical)	#102/124	17th
Immunology and		

[View CiteScore methodology >](#) [CiteScore FAQ >](#) [Add CiteScore to your site](#)



The power of the Web of Science™ on your mobile device, wherever inspiration strikes. Dismiss Learn More

Already have a manuscript? Use our Manuscript Matcher to find the best relevant journals! Find a Match

Refine Your Search Results

Jundishapur Journal of Microbiology Search

Sort By: Relevancy

Search Results

Found 489 results (Page 1) Share These Results

Filters Clear All Web of Science Coverage Open Access Category Country / Region Language Frequency Journal Citation Reports

Exact Match Found

JUNDISHAPUR JOURNAL OF MICROBIOLOGY Publisher: BRIEFLAND, 25 Derde Morgen, Shertogenbosch, Netherlands, 5233 NL ISSN / eISSN: 2008-3645 / 2008-4161 Web of Science Core Science Citation Index Collection: Expanded Additional Web of Science Indexes: Biological Abstracts | BIOSIS Previews | Essential Science Indicators Share This Journal View profile page * Requires free login.

Other Possible Matches






Brieflands >> Journals >> Jundishapur Journal Of Microbiology

Jundishapur Journal of Microbiology

Ahvaz Jundishapur University of Medical Sciences

Navigate to



Overview

Scientific Collaborator: Ahvaz Jundishapur University of Medical Sciences

ISSN: e: 2008-4161 | p: 2008-3645

Frequency: Monthly

Abstracted/Indexed: ISI Web of Science (SCIE) | Scopus | EMBASE | EMRO WHO (IMEMR) | Open J-Gate | CINAHL | EBSCO | Scientific Information Database (SID) | Google Scholar | ISC | Ulrichs Web | World Cat | Ricest | ROAD, [more](#)

Scope: All aspects of Microbiology, [more](#)

COPE member: Since 2012



Submit Manuscript

Comparative Phytochemical Screening and Antibacterial Activity of *Azadirachta Indica* and *Cassia Auriculata*.

R. Jacklin Jemi¹, A. Iren Amutha², S. Ani Besant³, P. Shasheela⁴, J. Celin Pappa Rani⁵ and S. Suga⁶

¹& ²Assistant Professor, Department of Botany, Women's Christian College, Nagercoil.

³ 18113042262003, Research Scholar, Department of Botany, Holy Cross College (Autonomous), Nagercoil.

⁴21213152262014, Research Scholar, S.T. Hindu College, Nagercoil.

⁵Assistant Professor of Botany, Holy Cross College (Autonomous), Nagercoil.

⁶Assistant Professor of Botany, Sarah Tucker College (Autonomous), Tirunelveli.

Affiliated to Manonmaniam Sundaranar University, Abisekapatti, Tirunelveli, Tamil Nadu, India.

Corresponding author: rjjemi@gmail.com

Received 2022 February 2; Revised 2022 March 20; Accepted 2022 April 24

ABSTRACT:

The present study of phytochemical screening and antibacterial activity done to identify potential drugs. The flower extracts of *Azadirachta indica* and *Cassia auriculata* were chosen for a comparative study. It resulted that *Azadirachta indica* flower extract proved to be highly potent against all most of the tested organisms and can treat different ailments

Keywords: Phytochemical, Antibacterial activity, drugs.

INTRODUCTION:

Medicinal plants have been of age long remedies for human diseases because they contain components of therapeutic value. They are rich sources of ecologically developed secondary metabolites, which are potential remedies for different ailments. In many developing countries, traditional medicine is one of the primary health care systems. Natural products of higher plants may give a new source of antimicrobial agents with possibly novel mechanisms of action.

Microorganisms harmful to human beings are termed as pathogens. In the recent past, due to the emergence and increase of such pathogenic strains resistant to multiple antibiotics and the continuing emphasis on health care costs, many researchers have tried to develop new, effective antimicrobial reagents free of resistance and cost. The antimicrobial activity is known to be a function of the surface area in contact with the microorganisms. Drug resistance is a serious global problem, and spread of resistance poses additional challenges for clinicians and the pharmaceutical industry. The use of plant extracts and phytochemicals, both with known antimicrobial properties, can be of great significance in therapeutic treatments. There is a continuous and urgent need to discover new antimicrobial compounds with diverse chemical structures and novel mechanism of action because there has been an alarming increase in the incidence of new and emerging infectious diseases (Parekh and Chanda, 2008). The world



NEW The power of the Web of Science™ on your mobile device, wherever inspiration strikes. Dismiss Learn More

Already have a manuscript? Use our Manuscript Matcher to find the best relevant journals! Find a Match

Filters Clear All Web of Science Coverage Open Access Category Country / Region Language Frequency Journal Citation Reports

Refine Your Search Results

"Indian Journal of Natural Sciences" Search

Sort By: Title (A-Z)

Search Results

Found 1 results (Page 1) Share These Results

Exact Match Found

INDIAN JOURNAL OF NATURAL SCIENCES Publisher: TAMIL NADU SCIENTIFIC RESEARCH ORGANISATION, NO 46-141, MEENAKSHIPURAM RD, NEAR POST OFFICE, PUDUKKOTTAI DIST, TAMIL NADU, INDIA, ARIMALAM, 622 201 ISSN / eISSN: 0976-0997 Additional Web of Science Indexes: Zoological Record Share This Journal View profile page *Requires free login.

1 - 1 of 1 Items per page: 10





TamilNadu Scientific Research Organisation

SCIENCE FOR RURAL PROSPERITY

- Home
- About Us
- Aims & Objectives
- Legal Status
- Achievements
- Membership
- Events
- Students Project
- MoUs
- Community Radio Station
- Plant Science Research Division (PSRD)
- Holistic Health Sciences & Research
- Organization Structure
- Infrastructure
- Current Activities
- Annual Report
- Research Journal
- Projects
- Publications
- Donate
- Documents / Reports
- Gallery
- News Clippings
- FAQs
- Contact us



[Annual Reports](#) 
[Research Journal](#) 
[Send Your Articles](#) 

Research Journal



Connecting People with Nature

INDIAN JOURNAL OF NATURAL SCIENCES

ISSN: 0976-0997 (Print, Bimonthly) Multidisciplinary Sciences

Regd.Off : C/o TNSRO, NO 46-141, Meenakshipuram Rd, Arimalam 622 201, Pudukkottai, Tamil Nadu, India


INTERNATIONAL ISI IMPACT FACTOR : 2.452 - 2022-2023
 Scientific Indexing


OPEN ACCESS
[Click Here to See Policy](#)

Tamil Nadu Scientific Research Organization is working for the promotion of society by transferring science & technology since 1997. We are very keen in appreciating and recognizing the contribution of every one of you. We are publishing Indian Journal of Natural Sciences - IJONS from August 2010. The Journal is peer reviewed International Journal for publication of Original Research papers /Reviews/ Short communications/Book reviews/Reports on conferences/Seminar, Important events, News of interest, Special articles, General articles etc.

Call for Papers: Investigations related to science in all branches

Subjects to be Covered

Physics, Chemistry, Botany, Zoology, Agricultural Sciences, Veterinary Sciences, Geosciences, Aero science, Atmospheric science, Plant science, Animal health, Environmental science, Economic Science, Social Science, Mathematics, Engineering and Technology, Space science and Astronomy, Information and communication, Biotechnology, Biomedicine, Medical Science, Linguistics Science, Earth Science, Statistical Science, Computer Science, Microbiology, Life Science, Environmental Engineering, Computational Biology, Indigenous and Alternative Medicines, Anthropology, Linguistic and Humanities, Earth Sciences and other Natural Sciences,





RESEARCH ARTICLE

Ethnomedicinal plants used by the Vetans of Kanniyakumari District, Tamil Nadu, India

S. Jayakumar¹, M.S. Kala Swarna², T.S. ShyninBrintha³, C. Domettilla⁴, R. Mary Sujin⁵,
A. R. Florence⁶, A. AyunVinuba⁷, V. Sathia Geetha⁸ and S. Jeeva^{3*}

¹Assistant Professor, Department of Botany, Nesamony Memorial Christian College, Marthandam, Kanyakumari, Tamil Nadu, India.

²Research Scholar, Department of Botany, Scott Christian College (Autonomous), Nagercoil, Tamil Nadu, India.

³Assistant Professor, Department of Botany, Scott Christian College (Autonomous), Nagercoil, Tamil Nadu, India.

⁴Assistant Professor, Department of Botany, St. Jude's College, Thoothor, Tamil Nadu, India.

⁵Assistant Professor, Department of Botany, P.T.M.T.M College, Kamuthi, Ramanathapura, Tamil Nadu, India.

⁶Assistant Professor, Department of Botany, Holy Cross College (Autonomous), Nagercoil, Tamil Nadu, India.

⁷Assistant Professor, T.D.M.N.S College, T. Kallikulam, Tirunelveli, Tamil Nadu, India.

⁸A.V.V.M. Sri Pushpam College. Poondi, Thanjavur, Tamil Nadu, India.

Received: 14 May 2022

Revised: 15 June 2022

Accepted: 18 July 2022

*Address for Correspondence

S. Jeeva

Assistant Professor,
Department of Botany, Scott Christian
College (Autonomous), Nagercoil,
Tamil Nadu, India.



This is an Open Access Journal / article distributed under the terms of the **Creative Commons Attribution License (CC BY-NC-ND 3.0)** which permits unrestricted use, distribution, and reproduction in any medium, provided the original work is properly cited. All rights reserved.

ABSTRACT

An ethnobotanical survey was carried out among the *Vetan* community people who inhabit in periphery of the southern Western Ghats of Kanniyakumari district. A total of 153 plant species distributed in 134 genera belonging to 60 families were identified as commonly used ethnomedicinal plants used by the *Vetan* communities for the treatment of various ailments. The documented ethnomedicinal plants were mostly used to cure skin diseases, fever, ulcer, cold and cough and rheumatism. Leaves were the most frequently used plant parts. Herbs (70 taxa) were the primary source of medicine, followed by shrubs (52 taxa) trees (30 taxa), climbers (8 taxa). Medicinal plants are arranged alphabetically to their botanical names, vernacular names, family, part of the plant used and ethnomedicinal uses are tabulated along with their major phytochemical constituents. This finding reveals that the study area rich in medicinal flora and the community people still using medicinal plants in their daily life. Traditional knowledge of

45102



The power of the Web of Science™ on your mobile device, wherever inspiration strikes. Dismiss Learn More

Already have a manuscript? Use our Manuscript Matcher to find the best relevant journals! Find a Match

Refine Your Search Results

EGYPTIAN ACADEMIC JOURNAL OF BIOLOGIC/ Search

Sort By: Relevancy

- Filters Clear All Web of Science Coverage Open Access Category Country / Region Language Frequency Journal Citation Reports

Search Results

Found 22,478 results (Page 1) Share These Results

Exact Match Found

EGYPTIAN ACADEMIC JOURNAL OF BIOLOGICAL SCIENCES B ZOOLOGY Publisher: EGYPTIAN PARASITOLOGISTS UNITED SOC - EPU, Parasitology Department, Faculty of Medicine, Ain Shams University, CAIRO, Egypt, 00000 ISSN / eISSN: 2090-0759 / 2090-0821 Additional Web of Science Indexes: Biological Abstracts | BIOSIS Previews | Zoological Record Share This Journal View profile page * Requires free login.

Other Possible Matches






Egyptian Academic Journal of Biological Sciences
(B. Zoology)



Home Browse Journal Info Guide for Authors Submit Manuscript Contact Us Login Register



Articles in Press

Current Issue

Journal Archive

Volume 16 (2024)

Issue 1

Volume 15 (2023)

Volume 14 (2022)

Volume 13 (2021)

Volume 12 (2020)

Volume 11 (2019)

Volume 10 (2018)

Volume 9 (2017)

Volume 8 (2016)

Volume 7 (2015)

Volume 6 (2014)

Volume 5 (2013)

Volume 4 (2012)

Volume 3 (2011)

Volume 2 (2010)

Volume 1 (2009)

Most Visited Articles

- Melanomacrophage Centers: Comparative Histological Insights among Three Reptilian Species
- Effects of herbal growth promoter feed additive in fish meal on the performance of Nile Tilapia (*Oreochromis niloticus* (L.))
- Toxic and Teratogenic Effects of Sampa-Sampalukan (*Phyllanthus niruri*) Leaves Extract Using *Danio rerio* Embryo Assay
- Revision of Families Veneridae and Macrtridae (Mollusca: Bivalvia) From the Suez Gulf, Egypt
- Techniques for Managing Ticks and Tick-Borne Diseases Under Changing Climate: A review

Current Issue: Volume 16, Issue 1, June 2024

The Nile Delta and Valley as An Ecological Barrier for Desert Mammals: With Special Reference To The Cairo Spiny Mouse, *Acomys cahirinus*

Pages 1-17

Mahmoud I. Younes

View Article PDF 1.48 M View on SCINiTO

Citrus limon as A Natural Molluscicide against *Eobania vermiculata* and *Monacha cartusiana* Snails

Pages 19-30

Hend Sh. Ghareeb

View Article PDF 572.96 K View on SCINiTO

Effectiveness of l-carnitine Nanoparticles against Nephrotoxicity Induced by 5-Fluorouracil in Ehrlich ascites Carcinoma Bearing Mice

Pages 31-46

Heba Elsayed; Asmaa Magdy Zaazaa; Fatma Fouda*

View Article PDF 705.58 K View on SCINiTO

Ameliorative Effect of Cinnamon against Hypercholesterolemia Induced by High-Fat Diet in The Adult Male Albino Rat's Adrenal Gland: Histological, Ultrastructural, and Immunohistochemical Studies

Pages 47-64

Eman H. Kandil; Samah M. Arisha; Mona E. Saif

View Article PDF 2.2 M View on SCINiTO

Estimating Seasonal Abundance of Piercing-Sucking Insects and Their Natural Enemies on Sweet Basil Plants

Pages 65-75

Heba A. Ismail; A. A.A. Saleh; Mageda M. Abdel Hafez; Rehab M. El- Gendy

View Article PDF 954.54 K View on SCINiTO

Alleviative Role of Hemin on Reproductive Functions of Adult Male Rats

Publication Information

Publisher
Egyptian Society of Biological Sciences

Editor-in-Chief
Reda Bakr

Co-Editor-in-Chief
Abu-Bakr Reda

Executive Assistant
Abd Elwahab Ibrahim

Advisory Board
Fikri El-Dawey
Hisham El-Henawy
Abo Bakr Abdel shakor
Sara Abd-Elhakeem
Khalid Hamadah
Dr. Priyanka Ray

Editorial Board
Prof. Dr. Hynek Burda
Prof. Dr. Mohamed Dakki
Prof. Dr. João Pedro
Prof. Dr. Mayuri R. Wijesinghe

Frequency Semiannual

Print ISSN 2090-0759

Online ISSN 2090-0821

Search

Advanced Search

Indexing and Abstracting



Belepes az adatbazisba

Tulso City county library




Egypt. Acad. J. Biol. Sci., 14(2): 431-437 (2022)

Egyptian Academic Journal of Biological Sciences

B. Zoology

ISSN: 2090 – 0759

<http://eajbsz.journals.ekb.eg/>



Survey of Natural Agglutinins in Two Species of Marine Crabs

Rathika, R.K., Mary Mettilda Bai, S. and Vinoliya Josephine Mary, J.

Department of Zoology, Holy Cross College (Autonomous), Nagercoil,
Affiliated to Manonmaniam Sundaranar University, Tirunelveli, Tamil Nadu, India.

E-mail*: metti.silvester@gmail.com

ARTICLE INFO

Article History

Received:11/9/2022

Accepted:18/11/2022

Available:24/11/2022

Keywords:

Agglutinins,
Erythrocytes,
*Grapsus
albolineatus*,
Biochemical
factors.

ABSTRACT

Agglutinins/lectins are conventionally defined as proteins/glycoproteins of non-immune origin with a remarkable ability to specifically and reversibly interact with carbohydrate ligands. Lectins from different sources may essentially exhibit common biological activities. This study was therefore undertaken to survey naturally occurring agglutinins in two species of marine crabs by hemagglutination assay using mammalian erythrocytes. Hemagglutination assay results showed that the hemolymph of the marine crab *Grapsus albolineatus* showed the highest HA titer with rat erythrocytes. HA titer of the crab *Leptodius sanguineus* varied from 0 to 32 with all the tested erythrocytes. Among the various tissues of *Grapsus albolineatus* analyzed for the presence of agglutinins, hemagglutination activity was observed in the hemolymph and hepatopancreas with rat erythrocytes. HA was determined by both male and female crabs of *Grapsus albolineatus*. HA activity increased with an increase in animal size. Biochemical factors like water, protein and calcium content of the hemolymph did not have any influence on the HA titer.

INTRODUCTION

Invertebrate lectin seems to participate in the innate immune response by inducing bacterial agglutination or activation of phagocytosis through binding to sialic acids on foreign cells (Iwanga and Lee 2005). Invertebrate innate immunity relies on both cellular and humoral components. Humoral molecules are mainly found in hemolymph plasma and cell hemocytes. The hepatopancreas and hemocytes of crustaceans are regarded as the most important tissues involved in crustacean immunity (Grass *et al.*, 2001). Lectins are proteins with diverse molecular structures that share the ability to recognize and bind specifically and reversibly to carbohydrate structures without changing the carbohydrate moiety. Lectin is described as a substance that can agglutinate cells or precipitate glycoconjugates, with a structure resembling a carbohydrate-binding protein or glycoprotein and is not of immune origin (Vasconcelos *et al.*, 2004). Due to its capacity to react selectively on a specific sugar group (Marques and Barraco 2000), lectins are considered a biomolecule of interest in glycobiology. Lectins have gained much attention for biomedical applications owing to their antimicrobial and anticancer potential (Silvester Mary Mettilda Bai *et al.*, 2022). Along with their biological role, they are documented as

Citation: Egypt. Acad. J. Biol. Sci. (B. Zoology) Vol. 14(2) pp: 431-437(2022)

DOI: 10.21608/EAJBSZ.2022.277914



The power of the Web of Science™ on your mobile device, wherever inspiration strikes. Dismiss Learn More

Already have a manuscript? Use our Manuscript Matcher to find the best relevant journals! Find a Match

- Filters Clear All
Web of Science Coverage
Open Access
Category
Country / Region
Language
Frequency
Journal Citation Reports

Refine Your Search Results

EGYPTIAN ACADEMIC JOURNAL OF BIOLOGICA Search

Sort By: Relevancy

Search Results

Found 22,478 results (Page 1) Share These Results

Exact Match Found

EGYPTIAN ACADEMIC JOURNAL OF BIOLOGICAL SCIENCES B ZOOLOGY
Publisher: EGYPTIAN PARASITOLOGISTS UNITED SOC - EPU, Parasitology Department, Faculty of Medicine, Ain Shams University, CAIRO, Egypt, 00000
ISSN / eISSN: 2090-0759 / 2090-0821
Additional Web of Science Indexes: Biological Abstracts | BIOSIS Previews | Zoological Record
Share This Journal View profile page
* Requires free login.

Other Possible Matches






Egyptian Academic Journal of Biological Sciences
(B. Zoology)



Home Browse Journal Info Guide for Authors Submit Manuscript Contact Us Login Register



Articles in Press

Current Issue

Journal Archive

- Volume 16 (2024)
 - Issue 1
- + Volume 15 (2023)
- + Volume 14 (2022)
- + Volume 13 (2021)
- + Volume 12 (2020)
- + Volume 11 (2019)
- + Volume 10 (2018)
- + Volume 9 (2017)
- + Volume 8 (2016)
- + Volume 7 (2015)
- + Volume 6 (2014)
- + Volume 5 (2013)
- + Volume 4 (2012)
- + Volume 3 (2011)
- + Volume 2 (2010)
- + Volume 1 (2009)

Most Visited Articles

- Melanomacrophage Centers: Comparative Histological Insights among Three Reptilian Species
- Effects of herbal growth promoter feed additive in fish meal on the performance of Nile Tilapia (*Oreochromis niloticus* (L.))
- Toxic and Teratogenic Effects of Sampa-Sampalukan (*Phyllanthus niruri*) Leaves Extract Using *Danio rerio* Embryo Assay
- Revision of Families Veneridae and Macrtridae (Mollusca: Bivalvia) From the Suez Gulf, Egypt
- Techniques for Managing Ticks and Tick-Borne Diseases Under Changing Climate: A review

Current Issue: Volume 16, Issue 1, June 2024

The Nile Delta and Valley as An Ecological Barrier for Desert Mammals: With Special Reference To The Cairo Spiny Mouse, *Acomys cahirinus*

Pages 1-17

Mahmoud I. Younes

View Article PDF 1.48 M View on SCINITO

Citrus limon as A Natural Molluscicide against *Eobania vermiculata* and *Monacha cartusiana* Snails

Pages 19-30

Hend Sh. Ghareeb

View Article PDF 572.96 K View on SCINITO

Effectiveness of l-carnitine Nanoparticles against Nephrotoxicity Induced by 5-Fluorouracil in Ehrlich ascites Carcinoma Bearing Mice

Pages 31-46

Heba Elsayed; Asmaa Magdy Zaazaa; Fatma Fouda*

View Article PDF 705.58 K View on SCINITO

Ameliorative Effect of Cinnamon against Hypercholesterolemia Induced by High-Fat Diet in The Adult Male Albino Rat's Adrenal Gland: Histological, Ultrastructural, and Immunohistochemical Studies

Pages 47-64

Eman H. Kandil; Samah M. Arisha; Mona E. Saif

View Article PDF 2.2 M View on SCINITO

Estimating Seasonal Abundance of Piercing-Sucking Insects and Their Natural Enemies on Sweet Basil Plants

Pages 65-75

Heba A. Ismail; A. A.A. Saleh; Mageda M. Abdel Hafez; Rehab M. El- Gendy

View Article PDF 954.54 K View on SCINITO

Alleviative Role of Hemin on Reproductive Functions of Adult Male Rats

Publication Information

Publisher
Egyptian Society of Biological Sciences

Editor-in-Chief
Reda Bakr

Co-Editor-in-Chief
Abu-Bakr Reda

Executive Assistant
Abd Elwahab Ibrahim

Advisory Board
Fikri El-Dawey
Hisham El-Henawy
Abo Bakr Abdel shakor
Sara Abd-Elhakeem
Khalid Hamadah
Dr. Priyanka Ray

Editorial Board
Prof. Dr.Hynek Burda
Prof.Dr. Mohamed Dakki
Prof.Dr. João Pedro
Prof.Dr. Mayuri R. Wijesinghe

Frequency Semiannual

Print ISSN 2090-0759

Online ISSN 2090-0821

Search

Advanced Search

Indexing and Abstracting



Belepes az adatbazisba

Tulso City county library




Egypt. Acad. J. Biol. Sci., 14(2):397-409(2022)

Egyptian Academic Journal of Biological Sciences

B. Zoology

ISSN: 2090 – 0759

<http://ejbsz.journals.ekb.eg/>

***In vitro* Evaluation of Antioxidant, Antibacterial and Anticancer Activities of
Phyla nodiflora Aqueous Leaf Extract**

Regis Freeda R.^{1*} and Dr. Jeni Chandar Padua²^{1*} Research Scholar ² Assistant Professor^{1,2} Department of Zoology, Holy Cross College (Autonomous), Nagercoil.

Affiliated to Manonmaniam Sundranar University, Abishekapatti, Tirunelveli, Tamil Nadu, India

E.mail*: regisfreeda@holycrossnsl.edu.in**ARTICLE INFO****Article History**

Received:5/9/2022

Accepted:8/11/2022

Available:14/11/2022

Keywords:*P. nodiflora*,
Antibacterial,
Antioxidant,
Anticancer,
DPPH.**ABSTRACT**

Phyla nodiflora is a creeping perennial herb, which is widely used in folk medicine. The present study evaluates the phytochemical constituents and *in vitro* antioxidant and antibacterial potential of the aqueous leaf extract of *Phyla nodiflora*. The phytochemical analyses were carried out using standard methods. The **antioxidant activity** of aqueous leaf extract was investigated by using DPPH and total antioxidant activity. The antibacterial assay was determined using the agar well diffusion method against the Gram-positive and Gram-negative bacterial strains such as *Staphylococcus aureus*, *Bacillus subtilis*, *Klebsiella pneumoniae* and *Pseudomonas aeruginosa* using streptomycin as a positive control. The aqueous leaf extract of *Phyla nodiflora* was screened against Human Hepatocarcinoma (HepG2) cell lines to determine its anticancer activity. Phytochemical screening of aqueous leaf extract revealed the presence of steroids, flavonoids, carbohydrates, tannins, saponins and alkaloids. Aqueous leaf extract showed DPPH radical scavenging and total antioxidant activity with an IC₅₀ value of 45.91 µg/ml and 52.33 µg/ml. The highest zone of inhibition was found in *K. pneumoniae* (22.5mm), while *P. aeruginosa* (9.1mm) exhibited the lowest zone of inhibition, indicating that the leaf extract has significant antibacterial properties. The aqueous leaf extract of *P. nodiflora* exhibited significant antiproliferative activity against the HepG2 cancer cell line with an IC₅₀ value of 47.5 µg/ml. The increased apoptotic potential of HepG2 cells in a concentration-dependent manner was determined using the Acridine Orange/Ethidium Bromide assay. It has been concluded that the aqueous leaf extract of *Phyla nodiflora* possesses the potential for antioxidant, antimicrobial and anticancer activities.

INTRODUCTION

Medicinal plants are the 'backbone' of traditional remedies. Traditional medicine related to the healing of both human and animal diseases with plant-derived preparations is considered precious information for the discovery of new antimicrobial and antifungal drugs (Seniya *et al.*, 2011). The importance of medicinal plants as a source of active drugs emerged from the chemical profile that produces a clear physiological action on the

Citation: Egypt. Acad. J. Biol. Sci. (B. Zoology) Vol. 14(2) pp: 397-409(2022)

DOI: 10.21608/EAJBSZ.2022.274521



NEW The power of the Web of Science™ on your mobile device, wherever inspiration strikes. Dismiss Learn More

Already have a manuscript? Use our Manuscript Matcher to find the best relevant journals! Find a Match

Filters Clear All Web of Science Coverage Open Access Category Country / Region Language Frequency Journal Citation Reports

Refine Your Search Results

EGYPTIAN ACADEMIC JOURNAL OF BIOLOGICA Search

Sort By: Relevancy

Search Results

Found 22,478 results (Page 1) Share These Results

Exact Match Found

EGYPTIAN ACADEMIC JOURNAL OF BIOLOGICAL SCIENCES B ZOOLOGY OPEN ACCESS Publisher: EGYPTIAN PARASITOLOGISTS UNITED SOC - EPU, Parasitology Department, Faculty of Medicine, Ain Shams University, CAIRO, Egypt, 00000 ISSN / eISSN: 2090-0759 / 2090-0821 Additional Web of Science Indexes: Biological Abstracts | BIOSIS Previews | Zoological Record Share This Journal View profile page * Requires free login.

Other Possible Matches






Egyptian Academic Journal of Biological Sciences
(B. Zoology)



Home Browse Journal Info Guide for Authors Submit Manuscript Contact Us Login Register



Articles in Press

Current Issue

Journal Archive

- Volume 16 (2024)
 - Issue 1
- + Volume 15 (2023)
- + Volume 14 (2022)
- + Volume 13 (2021)
- + Volume 12 (2020)
- + Volume 11 (2019)
- + Volume 10 (2018)
- + Volume 9 (2017)
- + Volume 8 (2016)
- + Volume 7 (2015)
- + Volume 6 (2014)
- + Volume 5 (2013)
- + Volume 4 (2012)
- + Volume 3 (2011)
- + Volume 2 (2010)
- + Volume 1 (2009)

Most Visited Articles

- Melanomacrophage Centers: Comparative Histological Insights among Three Reptilian Species
- Effects of herbal growth promoter feed additive in fish meal on the performance of Nile Tilapia (*Oreochromis niloticus* (L.))
- Toxic and Teratogenic Effects of Sampa-Sampalukan (*Phyllanthus niruri*) Leaves Extract Using *Danio rerio* Embryo Assay
- Revision of Families Veneridae and Macrtridae (Mollusca: Bivalvia) From the Suez Gulf, Egypt
- Techniques for Managing Ticks and Tick-Borne Diseases Under Changing Climate: A review

Current Issue: Volume 16, Issue 1, June 2024

The Nile Delta and Valley as An Ecological Barrier for Desert Mammals: With Special Reference To The Cairo Spiny Mouse, *Acomys cahirinus*

Pages 1-17

Mahmoud I. Younes

View Article PDF 1.48 M View on SCINITO

Citrus limon as A Natural Molluscicide against *Eobania vermiculata* and *Monacha cartusiana* Snails

Pages 19-30

Hend Sh. Ghareeb

View Article PDF 572.96 K View on SCINITO

Effectiveness of l-carnitine Nanoparticles against Nephrotoxicity Induced by 5-Fluorouracil in Ehrlich ascites Carcinoma Bearing Mice

Pages 31-46

Heba Elsayed; Asmaa Magdy Zaazaa; Fatma Fouda*

View Article PDF 705.58 K View on SCINITO

Ameliorative Effect of Cinnamon against Hypercholesterolemia Induced by High-Fat Diet in The Adult Male Albino Rat's Adrenal Gland: Histological, Ultrastructural, and Immunohistochemical Studies

Pages 47-64

Eman H. Kandil; Samah M. Arisha; Mona E. Saif

View Article PDF 2.2 M View on SCINITO

Estimating Seasonal Abundance of Piercing-Sucking Insects and Their Natural Enemies on Sweet Basil Plants

Pages 65-75

Heba A. Ismail; A. A.A. Saleh; Mageda M. Abdel Hafez; Rehab M. El- Gendy

View Article PDF 954.54 K View on SCINITO

Alleviative Role of Hemin on Reproductive Functions of Adult Male Rats

Publication Information

Publisher
Egyptian Society of Biological Sciences

Editor-in-Chief
Reda Bakr

Co-Editor-in-Chief
Abu-Bakr Reda

Executive Assistant
Abd Elwahab Ibrahim

Advisory Board
Fikri El-Dawey
Hisham El-Henawy
Abo Bakr Abdel shakor
Sara Abd-Elhakeem
Khalid Hamadah
Dr. Priyanka Ray

Editorial Board
Prof. Dr. Hynek Burda
Prof. Dr. Mohamed Dakki
Prof. Dr. João Pedro
Prof. Dr. Mayuri R. Wijesinghe

Frequency Semiannual

Print ISSN 2090-0759

Online ISSN 2090-0821

Search

Advanced Search

Indexing and Abstracting



Belepes az adatbazisba

Tulso City county library




Egypt. Acad. J. Biolog. Sci., 14(2):439-447(2022)

Egyptian Academic Journal of Biological Sciences

B. Zoology

ISSN: 2090 – 0759

<http://eajbsz.journals.ekb.eg/>



Toxicity and Teratogenicity Effects of Aqueous Leaf Extract of *Phyla nodiflora* in Zebrafish (*Danio rerio*) Embryos

Regis Freeda R.^{1*} and Jeni Chandar Padua²

^{1*} Research Scholar ² Assistant Professor

1,2 Department of Zoology, Holy Cross College (Autonomous), Nagercoil.
Affiliated to Manonmaniam Sundranar University, Abishekapatti, Tirunelveli,
Tamil Nadu, India

E-mail^{*}: regisfreeda@holycrossngl.edu.in

ARTICLE INFO

Article History

Received:15/9/2022

Accepted:20/11/2022

Available:25/11/2022

Keywords:

Phyla nodiflora,
Embryotoxicity,
Teratogenic
Effects, Scoliosis,
Zebrafish.

ABSTRACT

In India, *Phyla nodiflora* plant has often been used as traditional medicine for several years. In the current research, Zebrafish (*Danio rerio*) were used as animal model to examine the toxic and teratogenic effects of the plant on embryonic development. Zebrafish embryos were treated with concentrations of 6.25, 12.5, 25, 50, 100 and 200 µg/ml of the aqueous leaf extract of *P. nodiflora*. The Organization for Economic Co-operation and Development (OECD) guidelines of safety level was met by the extract, which was found to have a median lethal concentration (LC₅₀) value of 147.02 µg/ml. However, the teratogenicity assessment found that embryos exposed to extracts of concentrations 50 µg/ml and above exhibited a variety of developmental abnormalities. The magnitude of the defects was observed to be concentration-dependent. In addition, delayed hatching was seen at concentrations of 100 and 200 µg/ml owing to stunted growth and early death. The surviving embryos at the test concentration of 100 µg/ml indicated a substantial decrease in heart rate. As a result, the treated embryos had bent tail tips, scoliosis, edema in the yolk sac and curved tail. The current investigation has produced preliminary findings on the possible toxicity and teratogenicity of *P. nodiflora* leaf extract on zebrafish embryos.

INTRODUCTION

Plants have been exploited as a useful source of chemical compounds with a wide variety of pharmacological effects, many of which have been developed into medications that are employed in therapeutics (Ghasemzadeh *et al.*, 2015). The promising potential of plants, particularly those with a history of ethno medicinal applications in alleviating a range of illnesses and ailments, has also led to the establishment of a broad array of herbal remedies and supplements around the world. However, despite the beneficial effects on human health, herbs and products derived from them have also been associated with cases of adverse side effects resulting from their ingestion.

Thus, the toxicological assessment of herbal products is an essential step within the framework of herbal product development to protect and ensure consumer safety. By convention, various mammalian models such as mice, rats, and rabbits have been widely

Citation: Egypt. Acad. J. Biolog. Sci. (B. Zoology) Vol. 14(2) pp: 439-447(2022)

DOI: 10.21608/EAJBSZ.2022.277917



NEW The power of the Web of Science™ on your mobile device, wherever inspiration strikes. Dismiss Learn More

Already have a manuscript? Use our Manuscript Matcher to find the best relevant journals! Find a Match

Refine Your Search Results

EGYPTIAN ACADEMIC JOURNAL OF BIOLOGIC/ Search

Sort By: Relevancy

- Filters Clear All Web of Science Coverage Open Access Category Country / Region Language Frequency Journal Citation Reports

Search Results

Found 22,478 results (Page 1) Share These Results

Exact Match Found

EGYPTIAN ACADEMIC JOURNAL OF BIOLOGICAL SCIENCES B ZOOLOGY OPEN ACCESS Publisher: EGYPTIAN PARASITOLOGISTS UNITED SOC - EPU , Parasitology Department, Faculty of Medicine, Ain Shams University, CAIRO, Egypt, 00000 ISSN / eISSN: 2090-0759 / 2090-0821 Additional Web of Science Indexes: Biological Abstracts | BIOSIS Previews | Zoological Record Share This Journal View profile page * Requires free login.

Other Possible Matches






Egyptian Academic Journal of Biological Sciences
(B. Zoology)



Home Browse Journal Info Guide for Authors Submit Manuscript Contact Us Login Register



Articles in Press

Current Issue

Journal Archive

Volume 16 (2024)

Issue 1

Volume 15 (2023)

Volume 14 (2022)

Volume 13 (2021)

Volume 12 (2020)

Volume 11 (2019)

Volume 10 (2018)

Volume 9 (2017)

Volume 8 (2016)

Volume 7 (2015)

Volume 6 (2014)

Volume 5 (2013)

Volume 4 (2012)

Volume 3 (2011)

Volume 2 (2010)

Volume 1 (2009)

Most Visited Articles

- Melanomacrophage Centers: Comparative Histological Insights among Three Reptilian Species
- Effects of herbal growth promoter feed additive in fish meal on the performance of Nile Tilapia (*Oreochromis niloticus* (L.))
- Toxic and Teratogenic Effects of Sampa-Sampalukan (*Phyllanthus niruri*) Leaves Extract Using *Danio rerio* Embryo Assay
- Revision of Families Veneridae and Macrtridae (Mollusca: Bivalvia) From the Suez Gulf, Egypt
- Techniques for Managing Ticks and Tick-Borne Diseases Under Changing Climate: A review

Current Issue: Volume 16, Issue 1, June 2024

The Nile Delta and Valley as An Ecological Barrier for Desert Mammals: With Special Reference To The Cairo Spiny Mouse, *Acomys cahirinus*

Pages 1-17

Mahmoud I. Younes

View Article PDF 1.48 M View on SCINITO

Citrus limon as A Natural Molluscicide against *Eobania vermiculata* and *Monacha cartusiana* Snails

Pages 19-30

Hend Sh. Ghareeb

View Article PDF 572.96 K View on SCINITO

Effectiveness of L-carnitine Nanoparticles against Nephrotoxicity Induced by 5-Fluorouracil in Ehrlich ascites Carcinoma Bearing Mice

Pages 31-46

Heba Elsayed; Asmaa Magdy Zaazaa; Fatma Fouda*

View Article PDF 705.58 K View on SCINITO

Ameliorative Effect of Cinnamon against Hypercholesterolemia Induced by High-Fat Diet in The Adult Male Albino Rat's Adrenal Gland: Histological, Ultrastructural, and Immunohistochemical Studies

Pages 47-64

Eman H. Kandil; Samah M. Arisha; Mona E. Saif

View Article PDF 2.2 M View on SCINITO

Estimating Seasonal Abundance of Piercing-Sucking Insects and Their Natural Enemies on Sweet Basil Plants

Pages 65-75

Heba A. Ismail; A. A.A. Saleh; Mageda M. Abdel Hafez; Rehab M. El- Gendy

View Article PDF 954.54 K View on SCINITO

Alleviative Role of Hemin on Reproductive Functions of Adult Male Rats

Publication Information

Publisher
Egyptian Society of Biological Sciences

Editor-in-Chief
Reda Bakr

Co-Editor-in-Chief
Abu-Bakr Reda

Executive Assistant
Abd Elwahab Ibrahim

Advisory Board
Fikri El-Dawey
Hisham El-Henawy
Abo Bakr Abdel shakor
Sara Abd-Elhakeem
Khalid Hamadah
Dr. Priyanka Ray

Editorial Board
Prof. Dr.Hynek Burda
Prof.Dr. Mohamed Dakki
Prof.Dr. João Pedro
Prof.Dr. Mayuri R. Wijesinghe

Frequency Semiannual

Print ISSN 2090-0759

Online ISSN 2090-0821

Search

Advanced Search

Indexing and Abstracting



Belepes az adatbazisba


Tulso City county library

Egypt. Acad. J. Biolog. Sci., 14(2): 349-357 (2022)

Egyptian Academic Journal of Biological Sciences

B. Zoology

ISSN: 2090 – 0759

<http://ejbsz.journals.ekb.eg/>

***In vitro* Antibacterial and Cytotoxic Activity of The Leaf Extract of *Anisomeles malabarica* against HepG2 Cancer Cell Lines**

Jeba Preethi Jansi P. C.¹ and Jeni Chandar Padua^{2*}

¹Research Scholar, ²Assistant Professor

1,2- Department of Zoology, Holy Cross College (Autonomous), Nagercoil. Affiliated to Manonmaniam Sundaranar University, Abishekapatti, Tirunelveli, Tamil Nadu, India

E-mail*: paduajc19@gmail.com

ARTICLE INFO

Article History

Received:25/8/2022

Accepted:2/11/2022

Available:8/11/2022

Keywords:

A. malabarica,
antibacterial,
anticancer,
phytochemicals,
apoptosis.

ABSTRACT

Plant-based therapies have made an impact on human health. In the present study, aqueous *A. malabarica* leaf extract was subjected to determine the qualitative phytochemical screening, antibacterial activity against *Staphylococcus aureus*, *Bacillus subtilis*, *Pseudomonas aeruginosa* and *Klebsiella pneumoniae*, cytotoxic activity, and Acridine Orange/Ethidium Bromide dual staining assay for apoptotic effect against the HepG2 cell lines. The aqueous extract contained secondary metabolites such as quinones, carbohydrates, flavonoids, phenols, terpenoids, and amino acids, which were revealed in preliminary phytochemical screening. Among the bacterial species tested, *P. aeruginosa* (23.1mm) had the highest zone of inhibition, whereas *K. pneumoniae* (13.2mm) had the lowest, indicating that the leaf extract had significant antibacterial activity. After 24 hours of observation, the highest concentration of aqueous leaf extract suppressed 65.52% of cancer cell proliferation. The aqueous extract that had a concentration-dependent apoptotic impact against HepG2 cells was ascertained using the Acridine Orange/Ethidium Bromide assay. However, more research is needed before it can be used as a therapeutic tool. The findings of this study will be useful in the development of new antibacterial and anticancer therapeutic medicines derived from *A. malabarica* in the future.

INTRODUCTION

Plants are widely employed as therapeutic agents nowadays due to their accessibility, adaptability, affordability, therapeutic efficacy, and lack of adverse effects (Joseph *et al.*, 2010). The presence of phytochemicals in plant extracts plays an important role in therapeutics. Because of the occurrence of numerous bioactive secondary metabolites such as alkaloids, terpenoids, glycosides, steroids, flavonoids, and phenolic chemicals, modern pharmaceuticals rely on plant-based medication (Ouerghemmi *et al.*, 2017). Plant extracts contain a wide range of biochemical actions, including anti-allergic, anti-inflammatory, antioxidant, anti-microbial, anti-fungal, antiviral, and anti-cancer properties (Pisoschi and Pop; Friedman, 2007).

Medicinal plants are used by about 80% of the world's population in developing countries to heal a variety of diseases (Rai and Lalramnghinglova, 2010). Bacterial infections are regarded as a major public health concern since germs have been genetically

Citation: Egypt. Acad. J. Biolog. Sci. (B. Zoology) Vol. 14(2) pp: 349-357(2022)

DOI: 10.21608/EAJBSZ.2022.271230





Source details

Ymer

Scopus coverage years: 1980, from 1984 to 1986, from 1988 to 2000, from 2002 to 2023

Publisher: University of Stockholm

ISSN: 0044-0477

Subject area: Social Sciences: Geography, Planning and Development
Environmental Science: Management, Monitoring, Policy and Law

Source type: Journal

CiteScore 2022 ⓘ
0.2

SJR 2022 ⓘ
0.109

SNIP 2022 ⓘ
0.139

- View all documents >
- Set document alert
- Save to source list

[CiteScore](#) [CiteScore rank & trend](#) [Scopus content coverage](#)

i Improved CiteScore methodology ✕
CiteScore 2022 counts the citations received in 2019-2022 to articles, reviews, conference papers, book chapters and data papers published in 2019-2022, and divides this by the number of publications published in 2019-2022. [Learn more >](#)

CiteScore 2022 ▼
0.2 = $\frac{9 \text{ Citations 2019 - 2022}}{45 \text{ Documents 2019 - 2022}}$
Calculated on 05 May, 2023

CiteScoreTracker 2023 ⓘ
0.4 = $\frac{15 \text{ Citations to date}}{39 \text{ Documents to date}}$
Last updated on 05 April, 2024 • Updated monthly

CiteScore rank 2022 ⓘ

Category	Rank	Percentile
Social Sciences		
Geography, Planning and Development	#735/779	5th
Environmental Science		
Management, Monitoring, Policy and Law	#375/384	2nd

[View CiteScore methodology >](#) [CiteScore FAQ >](#) [Add CiteScore to your site &](#)




YMER




Welcome to YMER

YMER is an International Open Access Journal having [ISSN NO: 0044-0477](#), All The Articles Published Under This Journal Will Be Accessible To All Internet Users Throughout The World Without Any Barrier Of Access Under The Terms Of The Creative Commons Attribution License. Our Journal Covers Publication Of Novel Concepts, New Methods, New Regimens, New Technologies, Alternative Approaches And Promises To Provide Most Authentic And Complete Source Of Information On Current Development In All Educational Fields.



OUR UNIVERSITY

Accredited by the Distance Education Accrediting Commission (DEAC) and partnered with top universities worldwide, University People offers degree programs in Business Administration, Computer Science, Health Science, and Education.



Purification and Characterization of a Sialic Acid Specific Lectin Isolated from the Marine Crab *Grapsus albolineatus* (GaLec)

Rathika, RK¹, *Mary Mettilda Bai, S², Vinoliya Josephine Mary, J³, Citarasu, T⁴, Sebastiammal, S⁵ and Vargila, F⁶.

1. Research Scholar, (Reg. No. 18113042192011), Dept of Zoology, Holy Cross College (Autonomous), Nagercoil, Affiliated to Manonmaniam Sundaranar University, Tirunelveli, Tamil Nadu, India. rathiramesh1994@gmail.com
2. Assistant professor, Dept of Zoology, Holy Cross College (Autonomous), Nagercoil, metti.silvester@gmail.com.
3. Assistant professor, Dept of Zoology, Holy Cross College (Autonomous), Nagercoil, vinoliya75@gmail.com.
4. Associate Professor, Centre for Marine Science and Technology, Manonmaniam Sundaranar University, Tirunelveli, Tamil Nadu, India, Citarasu@msuniv.ac.in.
5. Assistant professor, Dept of Physics, Holy Cross College (Autonomous), Nagercoil, sebastiscc@gmail.com
6. Research Associate, Biomeitez Research & Development Pvt Ltd, K.K.Dist. vargif@gmail.com.

Abstract

Lectins one of the defensive protein molecules have become the focus of intense interest for biologists and in particular for the research and applications in medicine. In this study, a lectin GaLec was purified from the marine crab *Grapsus albolineatus* by affinity chromatography using Fetuin-Sepharose 4B column. GaLec showed specific affinity for rat erythrocytes as evident from the hemagglutination assay. Physico chemical analysis of the GaLec demonstrated high hemagglutination activity ranging from pH 7.5 to 9 and temperature 0 to 40°C. The GaLec was dependent on calcium, magnesium and manganese. It was reversibly sensitive to EDTA and trisodium citrate. Hemagglutination activity was inhibited by the sugar N-acetyl D-glucosamine and N-acetyl D-galactosamine and the glycoproteins fetuin and lactoferrin. Reduction in HAI with disialylated fetuin confirms the sialic acid specificity of the lectin. The reduction of HAI following de-O-acetylation confirms the specificity of the lectin for O-acetyl sialic acid.

Keywords: *Grapsus albolineatus*, Fetuin, Sepharose, EDTA, Hemagglutination, Sialic acid





Source details

NeuroQuantology

Scopus coverage years: from 2007 to 2022
(coverage discontinued in Scopus)

Publisher: Anka Publishers

ISSN: 1303-5150

Subject area: Physics and Astronomy: Atomic and Molecular Physics, and Optics Neuroscience: Cognitive Neuroscience
Neuroscience: Developmental Neuroscience

Source type: Journal

[View all documents >](#) [Set document alert](#) [Save to source list](#)

CiteScore 2021 ⓘ
1.3

SJR 2021 ⓘ
0.285

SNIP 2022 ⓘ
0.380

[CiteScore](#) [CiteScore rank & trend](#) [Scopus content coverage](#)

i Improved CiteScore methodology ✕

CiteScore 2021 counts the citations received in 2018-2021 to articles, reviews, conference papers, book chapters and data papers published in 2018-2021, and divides this by the number of publications published in 2018-2021. [Learn more >](#)

CiteScore 2021 ▼

$$1.3 = \frac{1,044 \text{ Citations 2018 - 2021}}{781 \text{ Documents 2018 - 2021}}$$

Calculated on 05 May, 2022

CiteScore rank 2021 ⓘ

Category	Rank	Percentile
Physics and Astronomy	#160/205	22nd
Atomic and Molecular Physics, and Optics		
Neuroscience	#85/107	21st
Cognitive Neuroscience		

[View CiteScore methodology >](#) [CiteScore FAQ >](#) [Add CiteScore to your site ↗](#)



NeuroQuantology
An interdisciplinary journal of Neuroscience and Quantum Physics

Search articles... Search

Home For Authors Copyright Archives Special Issue Editorial Board Contact Us Submit Manuscript

Welcome to **Neuroquantology**
NeuroQuantology is an international, interdisciplinary, open-access, peer-reviewed journal that publishes original research and review articles on the interface between quantum physics and neuroscience. The journal focuses on the exploration of the neural mechanisms underlying consciousness, cognition, perception, and behavior from a quantum perspective.

PUBLISH WITH US →

Journal Cover
NeuroQuantology
Quantum Physics and its Relation to the Nervous System
Edited by Babur

0.453
Impact Factor

34%
Acceptance Rate

7 days
Submission to final decision

30 days
Submission to publication

About the Journal

NeuroQuantology is an international, interdisciplinary, open-access, peer-reviewed journal that publishes original research and review articles on the interface between quantum physics and neuroscience. The journal focuses on the exploration of the neural mechanisms underlying consciousness, cognition, perception, and behavior from a quantum perspective. NeuroQuantology is published monthly.

NeuroQuantology aims to promote scientific dialogue and collaboration among researchers, practitioners, and scholars in the fields of neuroscience, quantum physics, psychology, philosophy, and related disciplines. The journal welcomes empirical, theoretical, and methodological contributions that enhance our understanding of the mind-brain relationship and the fundamental principles of quantum mechanics that apply to the study of cognition and behavior.

Some of the key topics covered in NeuroQuantology include quantum information processing in the brain, quantum coherence and entanglement in neural networks, quantum-inspired models of brain function, quantum-inspired models of perception and decision making, quantum consciousness, and the philosophical and ethical implications of quantum approaches to neuroscience.

NeuroQuantology is committed to providing high-quality, rigorous, and timely peer review and publication services to authors worldwide. The journal operates on a continuous publishing model, with accepted articles

Submit Manuscript
Submit manuscript at [Online Article Submission](#) page or send as an e-mail attachment to the Editorial Office at submissions@neuroquantology.com

Table of Contents
[View Archives](#)

Q3 Atomic and Molecular Physics, and Optics
Best quartile

SJR 2021
0.29
powered by scimaggr.com

SUBMIT PAPER

Indexed In
Indexing

Useful Links
Author instruction
Publication Ethics
Open Access Statement

Recently Published Articles

<p>UTILIZING MACHINE LEARNING TECHNIQUES FOR CYBER ATTACK DETECTION IN NETWORKS</p> <p>Dr. J. Jeyaraj, Dr. M. Suresh Kumar, Dr. S. Suresh, Dr. S. Suresh, Dr. S. Suresh</p> <p>PDF Read Article</p>	<p>ENHANCING HOSPITAL DATA SECURITY WITH BLOCKCHAIN AND AI INTEGRATION</p> <p>Dr. S. Suresh Kumar, Dr. Suresh Kumar, Dr. S. Suresh Kumar, Dr. Suresh Kumar, Dr. Suresh Kumar</p> <p>PDF Read Article</p>	<p>DYNAMIC ROAD DIVIDER FOR ENHANCED VEHICULAR TRAFFIC MANAGEMENT</p> <p>Dr. S. Suresh Kumar, Dr. Suresh Kumar, Dr. Suresh Kumar, Dr. Suresh Kumar, Dr. Suresh Kumar</p> <p>PDF Read Article</p>
<p>DYNAMIC PERFORMANCE ENHANCEMENT OF SINGLE-PHASE CASCADED H-BRIDGE MULTILEVEL INVERTER USING A NOVEL CONTROLLER</p> <p>Dr. S. Suresh Kumar, Dr. Suresh Kumar, Dr. Suresh Kumar, Dr. Suresh Kumar, Dr. Suresh Kumar</p> <p>PDF Read Article</p>	<p>IDENTIFYING FAKE ACCOUNTS ON SOCIAL MEDIA THROUGH ARTIFICIAL NEURAL NETWORKS</p> <p>Dr. S. Suresh Kumar, Dr. Suresh Kumar, Dr. Suresh Kumar, Dr. Suresh Kumar, Dr. Suresh Kumar</p> <p>PDF Read Article</p>	<p>EXPLORING THE INFLUENCE OF BAGASSE ASH, STEEL FIBERS, AND POLYPROPYLENE FIBERS ON THE MECHANICAL PROPERTIES OF CONCRETE</p> <p>Dr. S. Suresh Kumar, Dr. Suresh Kumar, Dr. Suresh Kumar, Dr. Suresh Kumar, Dr. Suresh Kumar</p> <p>PDF Read Article</p>





HISTORICAL MONUMENTS IN KANYAKUMARI DISTRICT A STUDY

Dr. S. Mary Judit

Assistant Professor in History

Holy Cross College (Autonomous), Nagercoil.

(Affiliated to Manonmaniam Sundaranar University, Tirunelveli – 627 012)

DOI Number: 10.48047/nq.2022.20.11.NQ66891

NeuroQuantology 2022;20(11):8928-8931

The aim of this study is to highlight the historical importance of monuments in Kanyakumari district. The object of this study is to describing historical values of Hindu temples Muslim tombs and Christian churches. In English the word monumental is often used in reference to something of extraordinary size and power as in monumental sculpture, but also mean simply anything made to commemorate the dead as a funerary monument or other example of funerary art. The word comes from the Latin monere which means to remind or to warn. The term is often used to describe any structure that is a significant and legally protected historic work. Monuments are quiet testimonials of its past glory of any countries of politics socio, cultural and historical validity. By the way of its importance of heritage it attracts more number of domestic and international tourist. Usually monuments like temples forts and dwelling places provide information about the people of the past. Though the natives of Kanyakumari region were originally Hindus in due course transition and transformations crept in when Christianity, Islam and other religious penetrated into it. They have left with us numerous remnants and monuments of various nature in the form of buildings and architecture.

Kanyakumari District is the Lands end of India situated on the Southernmost tip of the Indian Peninsula.¹ The total area of the eISSN1303-5150

district was ruled by the Ays. Early Pandyas, Later Cholas, Venadrulers² (1225 – 1950), Kanyakumari District is Primarily land of temples. There are four hundred and ninety prodigious temples.³ The notable centers of Siva worship are many in the district.⁴ Thanumalayaswami temple is situated at Suchindram Village about twelve kilometers north of Kanyakumari and seven kilometers south of Nagercoil. The present structure of the temple is the work of a number of persons spread over a number of centuries and is one of the best specimens and a store house of the Dravidian style of art and architecture.⁵ One hundred and twenty three inscriptions of this place narrate a lot about this chadurvedimangalam its evolution and development. The king of almost all dynasties of the south had viewed with each other to commemorate their association with the 125 meters long and 72 meters wide main temple by constructing halls and arranging for the conduct of special Pujas in their name.⁶ The temple is a store house of varied types of sculptures. The well Polished sculptures of Garudalvar, ThirumalaiNayak, the musical pillars, the two Travancore kings, Navagraha images. On the base of the Gopura are all very fine pieces of art.

Thirumalai Mahadevar temple is situated at a distance of about six miles south of Kulithurai in Vilavancode Taluk.⁷ It is located on the top of a petty rock elevation

8928



www.neuroquantology.com



The power of the Web of Science™ on your mobile device, wherever inspiration strikes. Dismiss Learn More

Already have a manuscript? Use our Manuscript Matcher to find the best relevant journals! Find a Match

- Filters Clear All
Web of Science Coverage
Open Access
Category
Country / Region
Language
Frequency
Journal Citation Reports

Refine Your Search Results

Journal of Natural Remedies Search

Sort By: Relevancy

Search Results

Found 480 results (Page 1) Share These Results

Exact Match Found

JOURNAL OF NATURAL REMEDIES
Publisher: INFORMATICS PUBL LTD , NO 194, R V Road, P B NO 400, Basavanagudi, Bangalore, India, Karnataka, 560004
ISSN / eISSN: 0972-5547 / 2320-3358
Additional Web of Science Biological Abstracts | BIOSIS Indexes: Previews
Share This Journal View profile page
* Requires free login.

Other Possible Matches

ANALES DEL MUSEO DE HISTORIA NATURAL DE VALPARAISO





Journal of Natural Remedies

Online ISSN : 2320-3358
Print ISSN : 0972-5547

Register Login

Publishers
Informatics Publishing Limited & Natural Remedies Pvt.Ltd.

HOME ABOUT THE JOURNAL CURRENT ARCHIVES ARTICLE PROCESSING CHARGE EDITORIAL TEAM Q SEARCH

ONLINE FIRST CONTACT

 Journal will be published Monthly from Vol.24, 2024



Editor-in-Chief: Dr. M. K. Mohan Maruga Raja
Online ISSN: 2320-3358
Print ISSN: 0972-5547
Frequency: Monthly
Publishers: Informatics Publishing Limited, Natural Remedies Pvt. Ltd.

Nature can provide all the remedies, for all. All substances produced by nature can be recognized; all cells talk the same language as we all are from the same mother cell. *Journal of Natural Remedies* is devoted toward the understandings of all remedies from nature.

Journal of Natural Remedies started in 2001 and publishes original articles related to utilisation of any natural source for remedy including bioactive natural products. Studies related to the resources, chemistry (including analytical), biological activity, biotechnology and pharmacology (including toxicology) of archaea, bacteria, protistas, fungi, plants, animals, viruses and minerals fall within the journal's scope.

The journal welcomes investigations on products related to traditional system of medicines (Ayurveda, Siddha, Unani, Traditional Chinese Medicine (TCM) and other systems of past and present cultures), Complementary and Alternative Medicines (CAM), homeopathy, indigenous remedies, folklore medicines and functional foods.

Journal of Natural Remedies (JNR) is an Open Access, DoubleBlind Peer Reviewed, and Monthly Journal. All submitted Manuscripts are first subjected to Plagiarism check using CrossCheck iThenticate. The published articles will be allocated a DOI (Digital object Identifier) Number. Articles in the below mentioned categories will be considered:

- Review Articles
- Short Review
- Research Articles
- Case Report
- Short Communication

The journal is Indexed in Scopus, H Index 24, Web of Science BIOSIS Previews, EMBASE, U. S. National Library of Medicine, UGC-CARE List Group II, CABI, AYUSH Research Portal, Journal Seek, SCILIT, Crossref, Academic

 Submit a Manuscript

AUTHORS CORNER

- Aims & Scope
- Instructions to Authors
- Article Processing Charge
- Abstracting/Indexing
- Journal Policies and Ethics
- CrossMark Policy
- Information for Reviewers
- Submission Process
- Pre-submission Checklist

TEMPLATE

 Article Template


EDITORIAL TEAM

Editor-in-Chief



Dr. M. K. Mohan Maruga Raja
Associate Professor, Farul
University, Vadodara, Gujarat

[Read More](#)

	JNROnline Journal ISSN: 2320-3358 (e) ISSN: 0972-5547 (p)	Journal of Natural Remedies Vol. 21, No. 3, (2020), pp.100-105
---	---	---

TRACKING THE CHRONOLOGY OF EPIDEMICS AND PANDEMICS

Arul Vallarasi. S

Guest Lecturer, SOEL,

The Tamilnadu Dr. Ambedkar Law University, Chennai.

and

Dr. Regi, S

Assistant Professor of History, Holy Cross College (Autonomous), Nagercoil.

ABSTRACT

As human spread across the world, infectious and contagious diseases are inevitable. Even from the prehistoric era there were some evidences for the occurrence of epidemics and pandemics. In the modern era, the fastest developments in transport and science and technologies transformed the world into a global village. Therefore, there are constant outbreaks of epidemics and pandemics in the modern era. Covid-19 is one such pandemic. In this situation the researchers have taken a step to narrate the occurrence of important or deadly pandemics of the world on a chronological basis. Though there were references of the occurrence of pandemics in the pre-historic era, stress has been given to the pandemics from 1 A.D. onwards.

Key words: Epidemics, pandemics, virus, bacteria, out-break, pathogen, China, flu, plague, and Yersinia pestis.

I. INTRODUCTION

An outbreak of a disease at a larger scale in a particular region is called as epidemic. If it spreads to a larger area it is known as pandemic. If a disease is a communicable disease then only it will become an epidemic or pandemic. In the human history there were records of occurrences of pandemics. The spread of pandemic has happened in many phases. Most of the times epidemics or pandemics occurred because of the transmission of the pathogen, disease causing virus or bacteria, from animals to human. When the pathogen spreads from human to human it becomes an outbreak. When it spreads to many people and confined in a same community or a particular locality it becomes an epidemic. When it spreads to larger area or a larger community, it would be called as pandemic. In the written history of the human past there were many references of the occurrence of epidemics and pandemics. In this article we are going to learn about the chronological occurrences of the epidemics and pandemics as it was referred in the chronicles of the world.

1. Prehistoric Epidemic of China: Circa 3000 B.C.

The first ever known epidemic was the prehistoric epidemic of 3000 B.C. It was considered that it affected China. It was said so that there were lots of bones found in an archeological site at Hamin Mangha in northeastern China. Another archeological site named Miaozigou is also excavated with mass burial. This proved that there might be an epidemic which devastated the entire north eastern part of China.

2. Ancient Plagues and other epidemics

The most threatening word in the history of epidemics and pandemics was plague. In Greek plague means strike or blow. The disastrous disease of plague was caused by a bacteria called as Yersinia pestis. There are three forms of plagues they are pneumonic, septicemic and bubonic. Apart from plague smallpox was also considered as a life threatening epidemic during the ancient times. With the invention of the vaccination for smallpox this greater health menace was eradicated.

2.1. Plague of Athens: 430 B.C.





Source details

Central European Management Journal

Formerly known as: [Journal of Management and Business Administration, Central Europe](#)

Open Access ⓘ

Scopus coverage years: from 2020 to Present

Publisher: Emerald Publishing

ISSN: 2658-0845 E-ISSN: 2658-2430

Subject area: [Social Sciences: Political Science and International Relations](#) [Social Sciences: Sociology and Political Science](#)
[Business, Management and Accounting: Business, Management and Accounting \(miscellaneous\)](#)
[Psychology: Social Psychology](#)

CiteScore 2022 ⓘ
1.4

SJR 2022 ⓘ
0.219

SNIP 2022 ⓘ
0.377

Source type: Journal

[View all documents >](#) [Set document alert](#) [Save to source list](#)

[CiteScore](#) [CiteScore rank & trend](#) [Scopus content coverage](#)

i Improved CiteScore methodology x

CiteScore 2022 counts the citations received in 2019-2022 to articles, reviews, conference papers, book chapters and data papers published in 2019-2022, and divides this by the number of publications published in 2019-2022. [Learn more >](#)

CiteScore 2022 v

$$1.4 = \frac{134 \text{ Citations } 2019 - 2022}{95 \text{ Documents } 2019 - 2022}$$

Calculated on 05 May, 2023

CiteScoreTracker 2023 ⓘ

$$2.2 = \frac{257 \text{ Citations to date}}{115 \text{ Documents to date}}$$

Last updated on 05 April, 2024 • Updated monthly

CiteScore rank 2022 ⓘ

Category	Rank	Percentile
Social Sciences		
└ Political Science and International Relations	#263/652	59th
Social Sciences		
└ Sociology and Political Science	#622/1415	56th

[View CiteScore methodology >](#) [CiteScore FAQ >](#) [Add CiteScore to your site &](#)



Already have a manuscript?

Use our Manuscript Matcher to find the best relevant journals!

Find a Match

Filters

Clear All

Web of Science Coverage

Open Access

Category

Country / Region

Language

Frequency

Journal Citation Reports

Refine Your Search Results

Central European Management Journal

Search

Sort By: Relevancy

Search Results

Found 1,623 results (Page 1)

Share These Results

Exact Match Found

CENTRAL EUROPEAN MANAGEMENT JOURNAL

OPEN ACCESS

Publisher: EMERALD GROUP PUBLISHING LTD, Floor 5, Northspring 21-23 Wellington Street, Leeds, England, W YORKSHIRE, LS1 4DL

ISSN / eISSN: 2658-0845 / 2658-2430

Web of Science Core Collection: Emerging Sources Citation Index

Share This Journal

View profile page

* Requires free login.

Other Possible Matches

CENTRAL AND EASTERN EUROPEAN MIGRATION REVIEW

OPEN ACCESS

Publisher: CENTRE MIGRATION RESEARCH, UNIV WARSAW, POLISH ACADE SCIENCES, PASTEUR 7, WARSAW, POLAND, 02093

ISSN / eISSN: 2300-1682



Home > Find a journal > Central European Management Journal

Central European Management Journal

[Submit your paper](#)

[Table of contents](#)

- [Author guidelines](#) 
- [Editorial team](#) 
- [Indexing & metrics](#) 
- [Calls for papers & news](#) 

The Central European Management Journal is an academic, peer-reviewed journal covering all aspects of management in both public and private sector institutions. The journal is published by Emerald on behalf of Kozminski University.

ISSN: 2658-0845
eISSN: 2658-2430

 This journal is open access



DOAJ

Scopus[®]

Journal Owners



KOZMINSKI UNIVERSITY

Aims and scope

Central European Management Journal (CEMJ) publishes peer-reviewed research that focuses on all aspects of management, covering all from the nature of management itself to the impact management has within organisations. Articles may be interdisciplinary, as authors may base their studies of management within fields such as **economics, law, psychology, literature, and sociology**. CEMJ aims to, through its published research, facilitate a better understanding of

We are using cookies to give you the best experience on our website.

[UPDATE PRIVACY SETTINGS](#)



A STUDY ON PSYCHOLOGY AND MEMORIES OF THE PEOPLE IN NAGERCOIL TOWN

Dr.S.Jeni Sanjana

Assistant Professor in Economics. Holy Cross College, (Autonomous) Nagercoil. Tamilnadu, India.

Neil Beeto Jerrin

Research Scholar, Department of English, School of Social Sciences and Languages, Vellore Institute of Technology, Chennai, Tamilnadu, India.

INTRODUCTION

Past life regression is a method that uses hypnosis to recover what practitioners believe are memories of past lives or incarnations. The practice is widely considered discredited and unscientific by medical practitioners, and experts generally regard claims of recovered memories of past lives as fantasies or delusions or a type of confabulation. Past-life regression is typically undertaken either in pursuit of a spiritual experience, or in a psychotherapeutic setting. Most advocates loosely adhere to beliefs about reincarnation,^[2] though religious traditions that incorporate reincarnation generally do not include the idea of repressed memories of past lives.

Memory

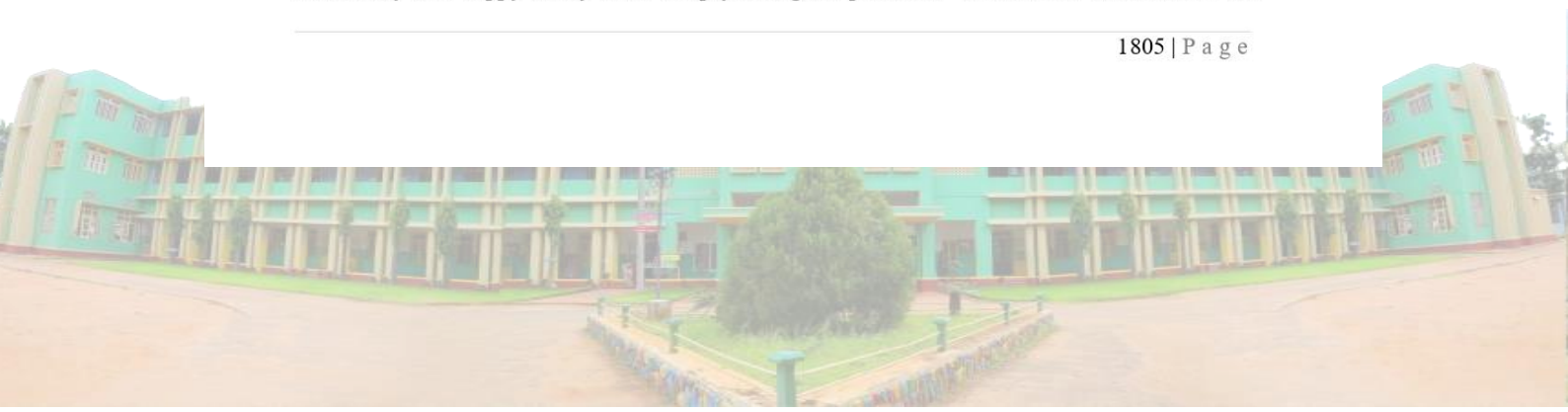
Memory is the way in which we record the past and later refer to it so that it may affect the present. It is hard to think of humans without this capacity. The more we can evaluate, understand, train, and strengthen our relationship with the mind, the more successfully we navigate our lives and overcome challenges.

PSYCHOLOGICAL BACKGROUND

Psychology is the science of mind, sometimes as the science of behaviour, i.e., how and why organisms do what they do. For example, why do birds sing and why do we remember how to ride a bicycle twenty years after the last try. All of these are behaviours, and psychology is the science that studies them all. The technique used during past-life regression involves the subject answering a series of questions while hypnotized to reveal identity and events of alleged past lives, a method similar to that used in recovered memory therapy and one that, similarly, often misrepresents memory as a faithful recording of previous events rather than a constructed set of recollections. The use of hypnosis and suggestive questions can tend to leave the subject particularly likely to hold distorted or false memories. The source of the memories is more likely cryptomnesia and confabulations that combine experiences, knowledge, imagination and suggestion or guidance from the hypnotist than recall of a previous existence. Once created, those memories are indistinguishable from memories based on events that occurred during the subject's life. Investigations of memories reported during past-life regression have revealed that they contain historical inaccuracies which originate from common beliefs about history, modern popular culture, or books that discuss historical events. Experiments with subjects undergoing past-life regression indicate that a belief in reincarnation and suggestions by the hypnotist are the two most important factors regarding the contents of memories reported.

STATEMENT OF THE PROBLEM

Nagercoil is the place for good education and better climate. People in Nagercoil are some what safety and happy ,They have the psychological problems and several memories in the





Source details

Central European Management Journal

Formerly known as: [Journal of Management and Business Administration, Central Europe](#)
[Open Access](#) ⓘ

Scopus coverage years: from 2020 to Present

Publisher: Emerald Publishing

ISSN: 2658-0845 E-ISSN: 2658-2430

Subject area: [Social Sciences: Political Science and International Relations](#) [Social Sciences: Sociology and Political Science](#)
[Business, Management and Accounting: Business, Management and Accounting \(miscellaneous\)](#)
[Psychology: Social Psychology](#)

Source type: Journal

[View all documents >](#) [Set document alert](#) [Save to source list](#)

CiteScore 2022
1.4 ⓘ

SJR 2022
0.219 ⓘ

SNIP 2022
0.377 ⓘ

[CiteScore](#) [CiteScore rank & trend](#) [Scopus content coverage](#)

i Improved CiteScore methodology ⓘ

CiteScore 2022 counts the citations received in 2019-2022 to articles, reviews, conference papers, book chapters and data papers published in 2019-2022, and divides this by the number of publications published in 2019-2022. [Learn more >](#)

CiteScore **2022** ▾

$$1.4 = \frac{134 \text{ Citations } 2019 - 2022}{95 \text{ Documents } 2019 - 2022}$$

Calculated on 05 May, 2023

CiteScoreTracker 2023 ⓘ

$$2.2 = \frac{257 \text{ Citations to date}}{115 \text{ Documents to date}}$$

Last updated on 05 April, 2024 • Updated monthly

CiteScore rank 2022 ⓘ

Category	Rank	Percentile
Social Sciences		
Political Science and International Relations	#263/652	59th
Social Sciences		
Sociology and Political Science	#622/1415	56th

[View CiteScore methodology >](#) [CiteScore FAQ >](#) [Add CiteScore to your site &](#)



Already have a manuscript?

Use our Manuscript Matcher to find the best relevant journals!

Find a Match

Filters

Clear All

Web of Science Coverage

Open Access

Category

Country / Region

Language

Frequency

Journal Citation Reports

Refine Your Search Results

Central European Management Journal

Search

Sort By: Relevancy

Search Results

Found 1,623 results (Page 1)

Share These Results

Exact Match Found

CENTRAL EUROPEAN MANAGEMENT JOURNAL

OPEN ACCESS

Publisher: EMERALD GROUP PUBLISHING LTD, Floor 5, Northspring 21-23 Wellington Street, Leeds, England, W YORKSHIRE, LS1 4DL

ISSN / eISSN: 2658-0845 / 2658-2430

Web of Science Core Collection: Emerging Sources Citation Index

Share This Journal

View profile page

* Requires free login.

Other Possible Matches

CENTRAL AND EASTERN EUROPEAN MIGRATION REVIEW

OPEN ACCESS

Publisher: CENTRE MIGRATION RESEARCH, UNIV WARSAW, POLISH ACADE SCIENCES, PASTEUR 7, WARSAW, POLAND, 02093

ISSN / eISSN: 2300-1682







Home > Find a journal > Central European Management Journal

Central European Management Journal

[Submit your paper](#)

[Table of contents](#)

- [Author guidelines](#) 
- [Editorial team](#) 
- [Indexing & metrics](#) 
- [Calls for papers & news](#) 

The Central European Management Journal is an academic, peer-reviewed journal covering all aspects of management in both public and private sector institutions. The journal is published by Emerald on behalf of Kozminski University.

ISSN: 2658-0845
eISSN: 2658-2430

 This journal is open access



DOAJ DIRECTORY OF OPEN ACCESS JOURNALS

Scopus[®]

Journal Owners



Aims and scope

Central European Management Journal (CEMJ) publishes peer-reviewed research that focuses on all aspects of management, covering all from the nature of management itself to the impact management has within organisations. Articles may be interdisciplinary, as authors may base their studies of management within fields such as economics, law, psychology, literature, and sociology. CEMJ aims to, through its published research, facilitate a better understanding of management.

We are using cookies to give you the best experience on our website.

[UPDATE PRIVACY SETTINGS](#)



**A STUDY ON STUDENTS ATTITUDE TOWARDS VIRTUAL LEARNING
EXPERIENCE IN NAGERCOIL**

A. Babila Kingsly

Assistant Professor of Economics, Holy Cross College (Autonomous), Nagercoil – 4

ABSTRACT

A Virtual Learning Environment (VLE) in educational technology is a web - based platform for the digital aspects of courses of study, usually within educational institutions. They present resources, activities, and interactions within a course structure and provide for the different stages of assessment. VLEs also usually report on participation; and have some level of integration with other institutional systems. For teachers and instructors who edit them, VLEs may have a fact role as authoring and design environments. VLEs have been adopted by almost all higher education institutions in the English – Speaking World.

Key Words: VLEs


Introduction

Virtual learning has become a widespread method for providing education at the graduate and undergraduate level. Although it is an extension of distance learning, the medium requires new modes of presentation and interaction. Wide spread of Internet has encouraged universities and organizations to develop Learning Management Systems (LMS) based on Internet technologies to support teaching and learning process. Such LMSs provides various registrations of courses, distribution of learning material, tracking learner's progress, conducting tests, interaction between teacher and learner and other educational needs. Such LMSs based on Internet technologies, which are a type of E-learning systems, can be used to provide hybrid learning experience that is a combination of face-to-face traditional classroom learning with Internet oriented learning. In an E-learning environment, learners can learn at their own convenience of schedule and willingness. Ease of access to the learning material, time independence, repetitive learning and mobility are critical factors which drives the utilization of E-learning systems.

The purpose of education is to mould a person to be perfect. Education provides the pathway to reach their destiny. Education helps in inculcating social responsibilities as well. And so the epidemic of COVID 19 has its footprints on education. The outbreak of this dangerous virus across the globe has forced educational institutions to shut down to control the spread of this virus. This happening made the teaching professionals think of alternative methods of teaching during this lockdown. And thus it paved the way towards web-based learning or e-learning or online learning. In today's scenario learning has stepped into the digital world. In which teaching professionals and students are virtually connected. E-learning is quite simple to understand and implement. The use of a desktop, laptop, or smart phones and the internet forms a major component of this learning methodology. E-learning provides rapid growth and proved to be the best in all sectors, especially in education during this lockdown.

Statement of the Problem

Today is a very exciting time for technology and education. Online programs offer technology bases instructional environments that expand learning opportunities and can provide top quality education through a variety of formats and modalities. In order for an online program to be successful, the curriculum, the facilitator, the technology, and the students must be carefully





Source details

Central European Management Journal

Formerly known as: [Journal of Management and Business Administration, Central Europe](#)
[Open Access](#) ⓘ

Scopus coverage years: from 2020 to Present

Publisher: Emerald Publishing

ISSN: 2658-0845 E-ISSN: 2658-2430

Subject area: [Social Sciences: Political Science and International Relations](#) [Social Sciences: Sociology and Political Science](#)
[Business, Management and Accounting: Business, Management and Accounting \(miscellaneous\)](#)
[Psychology: Social Psychology](#)

Source type: Journal

[View all documents >](#) [Set document alert](#) [Save to source list](#)

CiteScore 2022
1.4 ⓘ

SJR 2022
0.219 ⓘ

SNIP 2022
0.377 ⓘ

[CiteScore](#) [CiteScore rank & trend](#) [Scopus content coverage](#)

ⓘ Improved CiteScore methodology

CiteScore 2022 counts the citations received in 2019-2022 to articles, reviews, conference papers, book chapters and data papers published in 2019-2022, and divides this by the number of publications published in 2019-2022. [Learn more >](#)

CiteScore 2022 ▾

1.4 = $\frac{134 \text{ Citations 2019 - 2022}}{95 \text{ Documents 2019 - 2022}}$

Calculated on 05 May, 2023

CiteScoreTracker 2023 ⓘ

2.2 = $\frac{257 \text{ Citations to date}}{115 \text{ Documents to date}}$

Last updated on 05 April, 2024 • Updated monthly

CiteScore rank 2022 ⓘ

Category	Rank	Percentile
Social Sciences		
Political Science and International Relations	#263/652	59th
Social Sciences		
Sociology and Political Science	#622/1415	56th

[View CiteScore methodology >](#) [CiteScore FAQ >](#) [Add CiteScore to your site &](#)



Already have a manuscript?

Use our Manuscript Matcher to find the best relevant journals!

Find a Match

Refine Your Search Results

Central European Management Journal

Search

Sort By: Relevancy

Filters

Clear All

Web of Science Coverage

Open Access

Category

Country / Region

Language

Frequency

Journal Citation Reports

Search Results

Found 1,623 results (Page 1)

Share These Results

Exact Match Found

CENTRAL EUROPEAN MANAGEMENT JOURNAL

OPEN ACCESS

Publisher: EMERALD GROUP PUBLISHING LTD, Floor 5, Northspring 21-23 Wellington Street, Leeds, England, W YORKSHIRE, LS1 4DL

ISSN / eISSN: 2658-0845 / 2658-2430

Web of Science Core Collection: Emerging Sources Citation Index

Share This Journal

View profile page

* Requires free login.


Other Possible Matches

CENTRAL AND EASTERN EUROPEAN MIGRATION REVIEW

OPEN ACCESS

Publisher: CENTRE MIGRATION RESEARCH, UNIV WARSAW, POLISH ACADE SCIENCES, PASTEUR 7, WARSAW, POLAND, 02093

ISSN / eISSN: 2300-1682







[Home](#) > [Find a journal](#) > Central European Management Journal

Central European Management Journal

[Submit your paper](#)

[Table of contents](#)

- [Author guidelines](#) 
- [Editorial team](#) 
- [Indexing & metrics](#) 
- [Calls for papers & news](#) 

The Central European Management Journal is an academic, peer-reviewed journal covering all aspects of management in both public and private sector institutions. The journal is published by Emerald on behalf of Kozminski University.

ISSN: 2658-0845
eISSN: 2658-2430

 This journal is open access



DOAJ DIRECTORY OF OPEN ACCESS JOURNALS

Scopus[®]

Journal Owners



KOZMINSKI UNIVERSITY

Aims and scope

Central European Management Journal (CEMJ) publishes peer-reviewed research that focuses on all aspects of management, covering all from the nature of management itself to the impact management has within organisations. Articles may be interdisciplinary, as authors may base their studies of management within fields such as economics, law, psychology, literature, and sociology. CEMJ aims to, through its published research, facilitate a better understanding of management in a global context.

 [UPDATE PRIVACY SETTINGS](#)

We are using cookies to give you the best experience on our website.



CHALLENGES OF ONLINE LEARNING IN EDUCATION

Dr. C.A. Sham Shankar

Assistant Professor, P.G. Department of Economics & Research Centre, S.T. Hindu College,
Nagercoil – 629 002.

M.SahayaVennila.

Assistant Professor of Economics, Holy cross College, (Autonomous,) Nagercoil.

ABSTRACT

Online learning offers several benefits for students who want flexibility while attending college. Also, the COVID-19 has changed the education discourse drastically because now the students can find their courses and books online where they can study as per their own schedule. However, students face multiple problems in online classes and look for online learning challenges and solutions. We know very well that online learning platforms have attracted lots of attention. But many of them face some challenges of online learning much as hindrances in their comprehensive learning experience and real-time doubt solution. In this article, we have provided some of the challenges faced by the students and professors, the effect of online classes on students, and the suggestions on how to overcome online learning challenges.

Keywords; Internet ,online learning platforms, comprehensive learning, hindrances

Introduction

These days, technology has impacted every industry, including education. The most recent method of getting an education through the internet is online education. Utilizing your smartphones, laptops, or tablets for learning is a fun and productive method. Both teachers and students can benefit greatly from it, but there are also many drawbacks. Learning from anywhere is flexible with online education. Non-time-boundness is another advantageous property. We don't have to sit from morning until lunch like in a typical school. Depending on our preference, we can study online day or night. There is no upper age limit for learning online, in addition to the flexibility of time and location. we can pick the subjects and skills we want to learn by using online education. There are numerous institutions that provide their degrees and courses online.

Statement of the problem

People who reside in areas with poor internet connectivity, however, struggle with online learning. The core of online education is the internet. The human health may suffer if they spend more time in front of devices. Only those with the ability to discipline themselves should consider it. Online education is a flexible method of providing instruction that includes all online learning. This paper highlighted the challenges of online learning problems and its solutions.

Objectives

The objectives of the study are,

1. To know the problems faced by the students and teachers in online learning.





Source details

NeuroQuantology

Scopus coverage years: from 2007 to 2022
(coverage discontinued in Scopus)

Publisher: Anka Publishers

ISSN: 1303-5150

Subject area: Physics and Astronomy: Atomic and Molecular Physics, and Optics Neuroscience: Cognitive Neuroscience
Neuroscience: Developmental Neuroscience

Source type: Journal

[View all documents >](#) [Set document alert](#) [Save to source list](#)

CiteScore 2021
1.3 ⓘ

SJR 2021
0.285 ⓘ

SNIP 2022
0.380 ⓘ

[CiteScore](#) [CiteScore rank & trend](#) [Scopus content coverage](#)

i Improved CiteScore methodology ✕

CiteScore 2021 counts the citations received in 2018-2021 to articles, reviews, conference papers, book chapters and data papers published in 2018-2021, and divides this by the number of publications published in 2018-2021. [Learn more >](#)

CiteScore 2021 ▼

$$1.3 = \frac{1,044 \text{ Citations 2018 - 2021}}{781 \text{ Documents 2018 - 2021}}$$

Calculated on 05 May, 2022

CiteScore rank 2021 ⓘ

Category	Rank	Percentile
Physics and Astronomy	#160/205	22nd
└ Atomic and Molecular Physics, and Optics		
Neuroscience	#85/107	21st
└ Cognitive Neuroscience		

[View CiteScore methodology >](#) [CiteScore FAQ >](#) [Add CiteScore to your site ↗](#)



NeuroQuantology
An interdisciplinary journal of Neuroscience and Quantum Physics

Search articles... Search

Home For Authors Copyright Archives Special Issue Editorial Board Contact Us Submit Manuscript

Welcome to **Neuroquantology**
NeuroQuantology is an international, interdisciplinary, open-access, peer-reviewed journal that publishes original research and review articles on the interface between quantum physics and neuroscience. The journal focuses on the exploration of the neural mechanisms underlying consciousness, cognition, perception, and behavior from a quantum perspective.

PUBLISH WITH US →

0.453
Impact Factor

34%
Acceptance Rate

7 days
Submitter to final decision

30 days
Submitter to publication

Journal Cover

NeuroQuantology

Quantum Physics and Its Relation to the Nervous System

Atomic and Molecular Physics, and Optics

Q3

SJR 2021 0.29

powered by scimagojr.com

NeuroQuantology

Submit Manuscript

Submit manuscript at [Online Article Submission](#) page or send as an e-mail attachment to the Editorial Office at submissions@neuroquantology.com

Table of Contents

[View Archives](#)

Recently Published Articles

UTILIZING MACHINE LEARNING TECHNIQUES FOR CYBER ATTACK DETECTION IN NETWORKS

Chao Lu, Yan, D. M. Naveen Kumar, Y. S. Yang, K. Sridharan, Suresh Madhavani

[PDF](#) [Read Article](#)

ENHANCING HOSPITAL DATA SECURITY WITH BLOCKCHAIN AND AI INTEGRATION

S. Harishankar, D. S. Srinivas Prasad, J. S. Srinivas Prasad, Srinivas Srinivas

[PDF](#) [Read Article](#)

DYNAMIC ROAD DIVIDER FOR ENHANCED VEHICULAR TRAFFIC MANAGEMENT

D. K. Subrahmanyam, K. Vijay Kumar, B. Chandra K. Maheshwari, Srinivas Srinivas

[PDF](#) [Read Article](#)

DYNAMIC PERFORMANCE ENHANCEMENT OF SINGLE-PHASE CASCADED H-BRIDGE MULTILEVEL INVERTER USING A NOVEL CONTROLLER

H. S. Srinivas, T. Srinivas, D. S. Srinivas Srinivas, Major Maheshwari Madhavani

[PDF](#) [Read Article](#)

IDENTIFYING FAKE ACCOUNTS ON SOCIAL MEDIA THROUGH ARTIFICIAL NEURAL NETWORKS

Shikha, Naveen K. S. Srinivas Srinivas, Srinivas, Srinivas Srinivas

[PDF](#) [Read Article](#)

EXPLORING THE INFLUENCE OF BAGASSE ASH, STEEL FIBERS, AND POLYPROPYLENE FIBERS ON THE MECHANICAL PROPERTIES OF CONCRETE

Srinivas Srinivas, Srinivas Srinivas Srinivas, Srinivas Srinivas Srinivas, Srinivas Srinivas Srinivas

[PDF](#) [Read Article](#)





MOTIVATIONAL AND SUCCESS FACTORS: THROUGH THE LENS OF WOMEN ENTREPRENEURSHIP

V.REGIMA¹, Dr.C.BRABA²

¹Research Scholar in Commerce

Reg. No. 19213041012018

Holy Cross College (Autonomous), Nagercoil

15- 254 Chettiyar kulam, Peruvilai, Nagercoil,

Kanniyakumari District, Pin 629003, MOB No. 9445527957)

Corresponding Author Mail Id: vregimaraj@gmail.com

²Assistant Professor and Research Supervisor in Commerce

Holy Cross College (Autonomous), Nagercoil

(Affiliated to Manonmaniam Sundaranar University, Tirunelveli – 627 012)

Abstract:

World over 1/3rd of the entrepreneurial ventures are run by women entrepreneurs. Special incentives and drives have been created in India to bolster the growth of women entrepreneurs. More than 50 per cent of Indians struggle to meet their most basic necessities and live in poverty. They can find a solution and escape poverty by launching an entrepreneurial venture, whether it be a small business, cottage industry, or handicraft. The sample size was 100. The primary data were analyzed in percentages and ANOVA. With growing awareness about the business and the spread of education, women have started shifting from 3Ps to 3Es, viz., engineering, electronics and energy. These are opportunities motivating educated women and even not highly qualified women to launch their own enterprises. Thus, this paper focuses on the motivational and success factors: through the lens of women entrepreneurs in Kanniyakumari District.

Keywords: Women entrepreneurs, Motivation factors, Independence, Economic Necessity

DOI Number: 10.48047/nq.2022.20.22.NQ10152

NeuroQuantology 2022; 20(22):1639-1644

1639


Introduction:

Women entrepreneurs may be defined as a woman or a group of women who initiate, organise and run a business concern. Women entrepreneurs are those who think of a business enterprise, initiate it, organise and combine factors of production, operate the enterprise, undertake risks, and handle the economic uncertainty involved in running it.

eISSN1303-5150

World over 1/3rd of the entrepreneurial ventures is run by women entrepreneurs. Due to economic progress, better access to education, urbanization, the spread of liberal and democratic culture and recognition by society, there has been a spurt in woman's entrepreneurship in India. Special incentives and drives have been created in India to bolster the growth of women entrepreneurs. Schemes like Start up India and Stand-ups also

www.neuroquantology.com





Source details

NeuroQuantology

Scopus coverage years: from 2007 to 2022
(coverage discontinued in Scopus)

Publisher: Anka Publishers

ISSN: 1303-5150

Subject area: Physics and Astronomy: Atomic and Molecular Physics, and Optics Neuroscience: Cognitive Neuroscience
Neuroscience: Developmental Neuroscience

Source type: Journal

CiteScore 2021 **1.3**

SJR 2021 **0.285**

SNIP 2022 **0.380**

[View all documents >](#) [Set document alert](#) [Save to source list](#)

[CiteScore](#) [CiteScore rank & trend](#) [Scopus content coverage](#)

i Improved CiteScore methodology ✕

CiteScore 2021 counts the citations received in 2018-2021 to articles, reviews, conference papers, book chapters and data papers published in 2018-2021, and divides this by the number of publications published in 2018-2021. [Learn more >](#)

CiteScore 2021 ▼

$$1.3 = \frac{1,044 \text{ Citations 2018 - 2021}}{781 \text{ Documents 2018 - 2021}}$$

Calculated on 05 May, 2022

CiteScore rank 2021 ⓘ

Category	Rank	Percentile
Physics and Astronomy	#160/205	22nd
Atomic and Molecular Physics, and Optics		
Neuroscience	#85/107	21st
Cognitive Neuroscience		

[View CiteScore methodology >](#) [CiteScore FAQ >](#) [Add CiteScore to your site ↗](#)



NeuroQuantology
An Interdisciplinary Journal of Neuroscience and Quantum Physics

Search articles... Search

Home For Authors Copyright Archives Special Issue Editorial Board Contact Us Submit Manuscript

Welcome to **Neuroquantology**
NeuroQuantology is an international, interdisciplinary, open-access, peer-reviewed journal that publishes original research and review articles on the interface between quantum physics and neuroscience. The journal focuses on the exploration of the neural mechanisms underlying consciousness, cognition, perception, and behavior from a quantum perspective.

PUBLISH WITH US →

0.453
Impact Factor

34%
Acceptance Rate

7 days
Submission to final decision

30 days
Submission to publication

Journal Cover

NeuroQuantology

Quantum Physics and Its Relation to the Nervous System

Atomic and Molecular Physics, and Optics

Q3 best quartile

SJR 2021 0.29

powered by scimaggr.com

Submit Manuscript
Submit manuscript at [Online Article Submission](#) page or send as an e-mail attachment to the Editorial Office at submissions@neuroquantology.com

Table of Contents
[View Archives](#)

Indexing
> Indexing

Useful Links
> Author instruction
> Publication Ethics
> Open Access Statement

Recently Published Articles

UTILIZING MACHINE LEARNING TECHNIQUES FOR CYBER ATTACK DETECTION IN NETWORKS

Ujjwal Lakshmi, D. M. Raja Ram Pillai, King, K. Sathish, Naveen Madhav

[PDF](#) [Read Article](#)

ENHANCING HOSPITAL DATA SECURITY WITH BLOCKCHAIN AND AI INTEGRATION

S. Harisharanathan, D. Srinivas Prasad, S.S.R. Praveen, Srinivas Rajasekar, Srinivas

[PDF](#) [Read Article](#)

DYNAMIC ROAD DIVIDER FOR ENHANCED VEHICULAR TRAFFIC MANAGEMENT

Dr. H. Subrahmanya, K. Vijay Kumar, K. Chandra Mohan, Babu Subbaraj

[PDF](#) [Read Article](#)

DYNAMIC PERFORMANCE ENHANCEMENT OF SINGLE-PHASE CASCADED H-BRIDGE MULTILEVEL INVERTER USING A NOVEL CONTROLLER

H.K. Suresh, T. Srinivasulu, D. S. Sridhar Suresh, Major Mahesh Madhavani

[PDF](#) [Read Article](#)

IDENTIFYING FAKE ACCOUNTS ON SOCIAL MEDIA THROUGH ARTIFICIAL NEURAL NETWORKS

Shikha, Muskan, B. S. Shradha, Suresh, S. Srinivas, Naveen Parthasarathul

[PDF](#) [Read Article](#)

EXPLORING THE INFLUENCE OF BAGASSE ASH, STEEL FIBERS, AND POLYPROPYLENE FIBERS ON THE MECHANICAL PROPERTIES OF CONCRETE

Naveen Kumar, Vinod Kumar, Ramesh, Mahalingam Reddy, Chinnappa, Palle

[PDF](#) [Read Article](#)





CUSTOMER SATISFACTION TOWARDS FISH AND FISH-BASED PRODUCTS IN KANYAKUMARI DISTRICTWITH SPECIAL REFERENCE TO AGASTHEESWARM TALUK

¹S.K.Antshel Reshiba, ²Dr.C.Braba

¹Research Scholar

Reg. No. 19213041012001

Department of Commerce

Holy Cross College (Autonomous),

Nagercoil

(Affiliated to Manonmaniam Sundaranar University, Tirunelveli)

²Research Guide and Assistant Professor

Department of Commerce

Holy Cross College (Autonomous)

Nagercoil

(Affiliated to Manonmaniam Sundaranar University, Tirunelveli)

Abstract

To fulfill the nutritional demands of India's growing population, fish will be a key food item in the overall scheme of national food security. To fulfill the nutritional demands of India's growing population, fish will be a key food item in the overall scheme of national food security. Customers nowadays seek healthy and organic foods. As far as customer satisfaction with processed fish, there are certain challenges for the seafood industry. The study focused on customer satisfaction towards value-added fish products. The study is based on subjective and objective knowledge of the future prospects of value-added fish products, social and demographic characteristics. The findings of the study were based on data collected from 100 respondents who responded to a questionnaire. The result of the findings exposed that innovative product development, eco labeling products with concern to consumer requirements are the main aspect to enhance the customer acceptance on the products.

Keywords: Consumer preference, customer satisfaction, value-added fish, fish and fish-based products, sea food products.

1526

DOI Number: [10.48047/nq.2022.20.22.NQ10137](https://doi.org/10.48047/nq.2022.20.22.NQ10137)

[NeuroQuantology 2022; 20\(22\):1526-1532](https://www.neuroquantology.com/2022/20(22):1526-1532)





Source details

NeuroQuantology

Scopus coverage years: from 2007 to 2022
(coverage discontinued in Scopus)

Publisher: Anka Publishers

ISSN: 1303-5150

Subject area: Physics and Astronomy: Atomic and Molecular Physics, and Optics Neuroscience: Cognitive Neuroscience
Neuroscience: Developmental Neuroscience

Source type: Journal

[View all documents >](#) [Set document alert](#) [Save to source list](#)

CiteScore 2021
1.3

SJR 2021
0.285

SNIP 2022
0.380

[CiteScore](#) [CiteScore rank & trend](#) [Scopus content coverage](#)

i Improved CiteScore methodology ✕

CiteScore 2021 counts the citations received in 2018-2021 to articles, reviews, conference papers, book chapters and data papers published in 2018-2021, and divides this by the number of publications published in 2018-2021. [Learn more >](#)

CiteScore 2021 ▼

$$1.3 = \frac{1,044 \text{ Citations 2018 - 2021}}{781 \text{ Documents 2018 - 2021}}$$

Calculated on 05 May, 2022

CiteScore rank 2021 ⓘ

Category	Rank	Percentile
Physics and Astronomy	#160/205	22nd
Atomic and Molecular Physics, and Optics		
Neuroscience	#85/107	21st
Cognitive Neuroscience		

[View CiteScore methodology >](#) [CiteScore FAQ >](#) [Add CiteScore to your site ↗](#)



NeuroQuantology

An Interdisciplinary Journal of Neuroscience and Quantum Physics


Home
For Authors
Copyright
Archives
Special Issue
Editorial Board
Contact Us
Submit Manuscript

Welcome to

Neuroquantology

NeuroQuantology is an international, interdisciplinary, open-access, peer-reviewed journal that publishes original research and review articles on the interface between quantum physics and neuroscience. The journal focuses on the exploration of the neural mechanisms underlying consciousness, cognition, perception, and behavior from a quantum perspective.

PUBLISH WITH US →



NeuroQuantology

Q3 Atomic and Molecular Physics, and Optics
best quartile

SJR 2021
0.29
powered by scimagojr.com

SUBMIT PAPER

Indexed In

→ indexing

Useful Links

→ Author instruction

→ Publication Ethics

→ Open Access Statement

0.453

Impact Factor

34%

Acceptance Rate

7 days

Submission to final decision

30 days

Submission to publication

About the Journal

NeuroQuantology is an international, interdisciplinary, open-access, peer-reviewed journal that publishes original research and review articles on the interface between quantum physics and neuroscience. The journal focuses on the exploration of the neural mechanisms underlying consciousness, cognition, perception, and behavior from a quantum perspective. NeuroQuantology is published monthly.

NeuroQuantology aims to promote scientific dialogue and collaboration among researchers, practitioners, and scholars in the fields of neuroscience, quantum physics, psychology, philosophy, and related disciplines. The journal welcomes empirical, theoretical, and methodological contributions that enhance our understanding of the mind-brain relationship and the fundamental principles of quantum mechanics that apply to the study of cognition and behavior.

Some of the key topics covered in NeuroQuantology include quantum information processing in the brain, quantum coherence and entanglement in neural networks, quantum-inspired models of brain function, quantum-inspired models of perception and decision making, quantum consciousness, and the philosophical and ethical implications of quantum approaches to neuroscience.

NeuroQuantology is committed to providing high-quality, rigorous, and timely peer review and publication services to authors worldwide. The journal operates on a continuous publishing model, with accepted articles.

Submit Manuscript

Submit manuscript at [Online Article Submission](#) page or send as an e-mail attachment to the Editorial Office at editor@neuroquantology.com

Table of Contents

[View Archive](#)

Recently Published Articles

UTILIZING MACHINE LEARNING TECHNIQUES FOR CYBER ATTACK DETECTION IN NETWORKS

S. S. Lakshmi, D. M. Sree Ram Prasad, S. S. Srinivas, S. S. Srinivas

[PDF](#) [Read Article](#)

ENHANCING HOSPITAL DATA SECURITY WITH BLOCKCHAIN AND AI INTEGRATION

S. S. Lakshmi, D. M. Sree Ram Prasad, S. S. Srinivas, S. S. Srinivas

[PDF](#) [Read Article](#)

DYNAMIC ROAD DIVIDER FOR ENHANCED VEHICULAR TRAFFIC MANAGEMENT

S. S. Lakshmi, D. M. Sree Ram Prasad, S. S. Srinivas, S. S. Srinivas

[PDF](#) [Read Article](#)

DYNAMIC PERFORMANCE ENHANCEMENT OF SINGLE-PHASE CASCADED H-BRIDGE MULTILEVEL INVERTER USING A NOVEL CONTROLLER

S. S. Lakshmi, D. M. Sree Ram Prasad, S. S. Srinivas, S. S. Srinivas

[PDF](#) [Read Article](#)

IDENTIFYING FAKE ACCOUNTS ON SOCIAL MEDIA THROUGH ARTIFICIAL NEURAL NETWORKS

S. S. Lakshmi, D. M. Sree Ram Prasad, S. S. Srinivas, S. S. Srinivas

[PDF](#) [Read Article](#)

EXPLORING THE INFLUENCE OF BAGASSE ASH, STEEL FIBERS, AND POLYPROPYLENE FIBERS ON THE MECHANICAL PROPERTIES OF CONCRETE

S. S. Lakshmi, D. M. Sree Ram Prasad, S. S. Srinivas, S. S. Srinivas

[PDF](#) [Read Article](#)



A STUDY ON E-WALLET AWARENESS AND ITS USAGE IN KANNIYAKUMARI DISTRICT

S.MELFIA¹ and Dr.C.K.SUNITHA²

¹Research scholar in Commerce

Reg no: 19213041012013

Email ID: melfiaroy@gmail.com

Holy cross college (Autonomous), Nagercoil, Kanniyakumari

²Assistant Professor and Research Supervisor in Commerce

Holy cross college (Autonomous), Nagercoil, Kanniyakumari

(Affiliated to Manonmaniam Sundaranar University, Tirunelveli-627 012)

ABSTRACT

E-wallet is an internet based payment system which allows the users to make online transactions quickly and it keeps financial as well as personal identity related information securely. Such electronic payment (E-wallet) systems enable a customer to pay online for the goods and services. E-wallets are primarily used for mobile recharges and bill payments. During the last decade, customers are using E-wallet for payment trending in Indian payment pattern. COVID-19 pandemic effect, E-wallet has tremendous growth in India. With the Government initiative such as Digital India and increased use of smartphone and internet are means to exponential growth in use of E-wallet. The present study is an attempt to clarify the concept of E-wallet and to analyse the awareness and usage of E-wallet in Nagercoil, Kanniyakumari district. The study is descriptive and analytical in nature which makes use of primary and secondary data. For the purpose of study, well-structured questionnaire is prepared to collect the data from the respondents. A sample of 120 respondents from Nagercoil is selected by using convenient sampling technique. The study pointed out the necessity of proper awareness towards E-wallet among all category of people and to solve the concerns and issues of the present customers. This study leads to perform better in future.

Keywords: E-wallet, Awareness, Usage of E-wallet, Online transaction.

DOI Number: 10.48047/NQ.2022.20.14.NQ77239

NeuroQuantology 2022;20(14):2640-2646

1. Introduction

E-wallet refers to an electronic wallet, an application that facilitates online transactions and cashless in-store payments. E-wallet applications run through smartphones and computers. The latest technological innovations have brought in new conveniences

to everyday life. E-wallet is one such innovation, allowing customers to make purchases without the use of cash. These wallets can be used for simple transactions both online and in stores. E-wallets offer the ease to make swift payments online or at physical stores. E-wallets can be used to purchase train or flight tickets, pay

ISSN1303-5150



www.neuroquantology.com

