



Holy Cross College (Autonomous) Nagercoil – 629 004

Affiliated to Manonmaniam Sundaranar University, Tirunelveli
Nationally Accredited with A+ Grade (CGPA 3.35) by NAAC IV Cycle
An ISO 9001:2015 Certified Institution

SSR
2019-2020
to
2023-2024

3.4.5 Bibliometrics of the Publications during the last five years based on average Citation Index in Scopus/ Web of Science



Scopus Preview



Source details

Palestine Journal of Mathematics

Scopus coverage years: from 2019 to Present

Publisher: Palestine Polytechnic University

E-ISSN: 2219-5688

Subject area: Mathematics: General Mathematics

Source type: Journal

[View all documents >](#)

[Set document alert](#)

[Save to source list](#)

[Source Homepage](#)

CiteScore 2022
0.4



SJR 2022
0.175



SNIP 2022
0.374



[CiteScore](#) [CiteScore rank & trend](#) [Scopus content coverage](#)

i Improved CiteScore methodology



CiteScore 2022 counts the citations received in 2019-2022 to articles, reviews, conference papers, book chapters and data papers published in 2019-2022, and divides this by the number of publications published in 2019-2022. [Learn more >](#)

CiteScore 2022

0.4 = $\frac{257 \text{ Citations } 2019 - 2022}{585 \text{ Documents } 2019 - 2022}$

Calculated on 05 May, 2023

CiteScoreTracker 2023

0.6 = $\frac{401 \text{ Citations to date}}{681 \text{ Documents to date}}$

Last updated on 08 November, 2023 • Updated monthly

CiteScore rank 2022

Category	Rank	Percentile
Mathematics		
General Mathematics	#361/387	6th

[View CiteScore methodology >](#) [CiteScore FAQ >](#) [Add CiteScore to your site &](#)





PJM

Palestine Journal of Mathematics , ISSN 2219-5688

All papers will be indexed by ZentralBlatt Math and by the American Math Reviews. Also, EBSCO agreed to index the PMJ I in its data bases.

Indexed in Scopus

Scopus®

Welcome to PJM

PJM is an open-access non-profit international electronic journal issued by the [Palestine Polytechnic University](#), Hebron, Palestine. The journal publishes carefully refereed research papers in all mainstream branches of pure and applied mathematics. Publication is free of charge for all authors and their institutions.

The acceptance rate is 62% to 66%

We will publish four issues per volume, starting from volume 11.

SUBMISSIONS

Articles must be written in good English and prepared in LATEX. They may be submitted directly via email as a PDF-file to any of the Journal Editors.

[Read more](#)

VOLUMES

- [Vol 13\(Special Issue I\), 2024](#)
- [Vol 13\(1\), 2024](#)
- [Vol 12\(4\), 2023](#)
- [Vol 12\(Special Issue IV\), 2023](#)
- [Vol 12\(3\), 2023](#)
- [Vol 12\(Special Issue III\), 2023](#)
- [Vol 12\(2\), 2023](#)
- [Vol 12 \(Special Issue II\), 2023](#)
- [Vol 12 \(Special Issue I\), 2023](#)
- [Vol 12\(1\), 2023](#)
- [Vol 11 \(4\), 2022](#)
- [Vol 11 \(Special Issue III\), 2022](#)
- [Vol 11 \(3\), 2022](#)
- [Vol 11\(2\), 2022](#)
- [Vol 11 \(Special Issue II\), 2022](#)



Some Results on Z_k -Magic Labeling

P. Jeyanthi and K. Jeya Daisy

Communicated by Ayman Badawi

MSC 2010 Classifications: 05C78.

Keywords and phrases: A -magic labeling, Z_k -magic labeling, k -magic graph, shell, generalised jahangir, double wheel, splitting graph.

Abstract For any non-trivial abelian group A under addition a graph G is said to be A -magic if there exists a labeling $f : E(G) \rightarrow A - \{0\}$ such that, the vertex labeling f^+ defined as $f^+(v) = \sum f(uv)$ taken over all edges uv incident at v is a constant. An A -magic graph G is said to be Z_k -magic graph if the group A is Z_k the group of integers modulo k and these graphs are referred as k -magic graphs. In this paper we prove that shell graph, generalised jahangir graph, $(P_n + P_1) \times P_2$ graph, double wheel graph, mongolian tent graph, flower snark, slanting ladder, double step grid graph, double arrow graph and semi jahangir graph are k -magic and also prove that if the graph G is k -magic with magic constant 0 then the splitting graph of G is k -magic.

1 Introduction

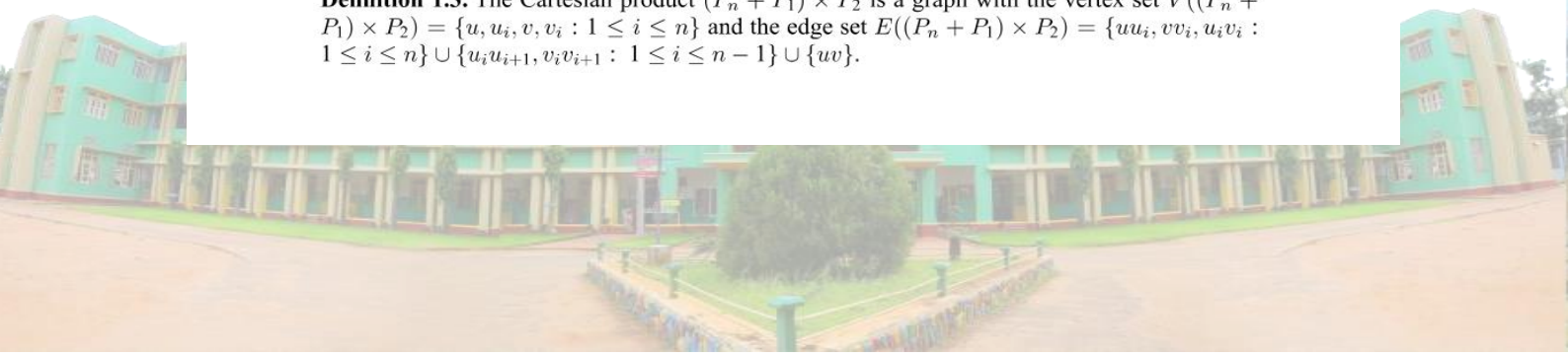
Graph labeling is currently an emerging area in the research of graph theory. A graph labeling is an assignment of integers to vertices or edges or both subject to certain conditions. A detailed survey was done by Gallian in [6]. If the labels of edges are distinct positive integers and for each vertex v the sum of the labels of all edges incident with v is the same for every vertex v in the given graph then the labeling is called a magic labeling. Sedláček [8] introduced the concept of A -magic graphs. A graph with real-valued edge labeling such that distinct edges have distinct non-negative labels and the sum of the labels of the edges incident to a particular vertex is same for all vertices. Low and Lee [7] examined the A -magic property of the resulting graph obtained from the product of two A -magic graphs. Shiu, Lam and Sun [9] proved that the product and composition of A -magic graphs were also A -magic.

For any non-trivial Abelian group A under addition a graph G is said to be A -magic if there exists a labeling $f : E(G) \rightarrow A - \{0\}$ such that, the vertex labeling f^+ defined as $f^+(v) = \sum f(uv)$ taken over all edges uv incident at v is a constant. An A -magic graph G is said to be Z_k -magic graph if the group A is Z_k , the group of integers modulo k . These Z_k -magic graphs are referred to as k -magic graphs. Shiu and Low [10] determined all positive integers k for which fans and wheels have a Z_k -magic labeling with a magic constant 0. Motivated by the concept of A -magic graph in [8] and the results in [7], [9] and [10] Jeyanthi and Jeya Daisy [1]-[5] proved that the open star of graphs, subdivision graphs, cycle of graphs and some standard graphs admit Z_k -magic labeling. In this paper we prove that shell graph, generalised jahangir graph, $(P_n + P_1) \times P_2$ graph, double wheel graph, mongolian tent graph, flower snark, slanting ladder, double step grid graph, double arrow graph and semi jahangir graph are k -magic and also prove that if the graph G is k -magic with magic constant 0 then the splitting graph of G is k -magic. We use the following definitions in the subsequent section.

Definition 1.1. A shell S_n is the graph obtained by taking $n - 3$ concurrent chords in a cycle C_n . The vertex at which all the chords are concurrent is called the apex.

Definition 1.2. A generalised Jahangir graph $J_{k,s}$ is a graph on $ks + 1$ vertices consisting of a cycle C_{ks} and one additional vertex that is adjacent to k vertices of C_{ks} at distance s to each other on C_{ks} .

Definition 1.3. The Cartesian product $(P_n + P_1) \times P_2$ is a graph with the vertex set $V((P_n + P_1) \times P_2) = \{u, u_i, v, v_i : 1 \leq i \leq n\}$ and the edge set $E((P_n + P_1) \times P_2) = \{uu_i, vv_i, u_i v_i : 1 \leq i \leq n\} \cup \{u_i u_{i+1}, v_i v_{i+1} : 1 \leq i \leq n-1\} \cup \{uv\}$.





Source details

Cubo

Open Access ⓘ

Scopus coverage years: from 2019 to 2023

Publisher: Universidad de la Frontera

ISSN: 0716-7776 E-ISSN: 0719-0646

Subject area: Mathematics: General Mathematics

Source type: Journal

CiteScore 2022 ⓘ
1.2

SJR 2022 ⓘ
0.261

SNIP 2022 ⓘ
0.614

[View all documents >](#) [Set document alert](#) [Save to source list](#)

[CiteScore](#) [CiteScore rank & trend](#) [Scopus content coverage](#)

i Improved CiteScore methodology ✕

CiteScore 2022 counts the citations received in 2019-2022 to articles, reviews, conference papers, book chapters and data papers published in 2019-2022, and divides this by the number of publications published in 2019-2022. [Learn more >](#)

CiteScore 2022 ▾

$$1.2 = \frac{110 \text{ Citations 2019 - 2022}}{92 \text{ Documents 2019 - 2022}}$$

Calculated on 05 May, 2023

CiteScoreTracker 2023 ⓘ

$$1.2 = \frac{132 \text{ Citations to date}}{112 \text{ Documents to date}}$$

Last updated on 05 April, 2024 • Updated monthly

CiteScore rank 2022 ⓘ

Category	Rank	Percentile
Mathematics		
General Mathematics	#216/387	44th

[View CiteScore methodology >](#) [CiteScore FAQ >](#) [Add CiteScore to your site ↗](#)



Master Journal List

Search Journals

Match Manuscript

Downloads

Help C

NEW The power of the Web of Science™ on your mobile device, wherever inspiration strikes. Dismiss Learn More

Already have a manuscript? Use our Manuscript Matcher to find the best relevant journals! Find a Match

Filters Clear All Web of Science Coverage Open Access Category Country / Region Language Frequency Journal Citation Reports

Refine Your Search Results

0716-7776 Search

Sort By: Title (A-Z)

Search Results

Found 1 results (Page 1)

Share These Results

Exact Match Found

CUBO-A MATHEMATICAL JOURNAL OPEN ACCESS Publisher: UNIV FRONTERA, DEPT MATEMATICA & ESTADISTICA, AV FRANCISCO SALAZAR 01145, CASILLA 54-D, TEMUCO, CHILE, 00000 ISSN / eISSN: 0716-7776 / 0719-0646 Web of Science Core Collection: Emerging Sources Citation Index Share This Journal View profile page *Requires free login.

1 - 1 of 1 Items per page: 10



Cubo

A Mathematical Journal



Current Archives Submissions About Forthcoming articles Search

Current Issue: Vol. 25 No. 2 (2023)



Published: 2023-08-30

FULL ISSUE

PDF

Articles

Make a Submission

ISSN 0719-0646
(online version)



Scopus®



zbMATH^{Open}
THE FIRST RESOURCE FOR MATHEMATICS

DOAJ

SciELO

Dialnet

1.2 2022 CiteScore
44th percentile
Powered by Scopus

Cubo
Q3 Logic
best quartile
SJR 2022 0.26
powered by scimagojr.com

Keywords



Z_k -Magic Labeling of Path Union of Graphs

P. JEYANTHI¹ K. JEYA DAISY² AND ANDREA SEMANIČOVÁ-FEŇOVČÍKOVÁ³

¹Research Centre, Department of Mathematics,
Govindammal Aditanar College for Women,
Tiruchendur 628215, Tamilnadu, India
jeyajeyanthi@rediffmail.com

²Department of Mathematics,
Holy Cross College, Nagercoil, Tamilnadu, India
jeyadaisy@yahoo.com

³Department of Applied Mathematics and Informatics,
Technical University, Košice, Slovak Republic
andrea.fenovcikova@tuke.sk

ABSTRACT

For any non-trivial Abelian group A under addition a graph G is said to be A -magic if there exists a labeling $f : E(G) \rightarrow A - \{0\}$ such that, the vertex labeling f^+ defined as $f^+(v) = \sum f(uv)$ taken over all edges uv incident at v is a constant. An A -magic graph G is said to be Z_k -magic graph if the group A is Z_k , the group of integers modulo k and these graphs are referred as k -magic graphs. In this paper we prove that the graphs such as path union of cycle, generalized Petersen graph, shell, wheel, closed helm, double wheel, flower, cylinder, total graph of a path, lotus inside a circle and n -pan graph are Z_k -magic graphs.





Source details

Materials Today: Proceedings

Scopus coverage years: 2005, from 2014 to Present

E-ISSN: 2214-7853

Subject area: Materials Science: General Materials Science

Source type: Conference Proceeding

[View all documents >](#)

[Set document alert](#)

[Save to source list](#)

CiteScore 2022
3.2

SJR 2022
0.445

SNIP 2022
0.774

[CiteScore](#) [CiteScore rank & trend](#) [Scopus content coverage](#)

i Improved CiteScore methodology x

CiteScore 2022 counts the citations received in 2019-2022 to articles, reviews, conference papers, book chapters and data papers published in 2019-2022, and divides this by the number of publications published in 2019-2022. [Learn more >](#)

CiteScore 2022 ▼

$$3.2 = \frac{80,455 \text{ Citations } 2019 - 2022}{24,871 \text{ Documents } 2019 - 2022}$$

Calculated on 05 May, 2023

CiteScoreTracker 2023 ⓘ

$$4.9 = \frac{108,812 \text{ Citations to date}}{22,228 \text{ Documents to date}}$$

Last updated on 05 April, 2024 • Updated monthly

CiteScore rank 2022 ⓘ

Category	Rank	Percentile
Materials Science		
General Materials Science	#259/453	42nd

[View CiteScore methodology >](#) [CiteScore FAQ >](#) [Add CiteScore to your site](#)





ScienceDirect®

materialstoday: PROCEEDINGS

3.2

CiteScore

[Submit your article ↗](#)

[Guide for authors](#)



Menu



Search in this journal

About the journal

Materials Today: Proceedings provides the materials science community with a fast and flexible route to the publication of research presented at national and international scientific conferences in the field of materials science.

Guest Editors are responsible for quality control, the peer review ...

[View full aims & scope](#)

\$200 ⓘ

Article publishing charge
for open access

68 days

Review time

70 days

Submission to acceptance



[View all insights](#)

Articles

[Latest published](#)

[Articles in press](#)

[Top cited](#)

[Most downloaded](#)

[Most popular](#)

[FEEDBACK](#)





Materials Today: Proceedings

Volume 8, Part 1, 2019, Pages 169-175

Antibacterial activity of nickel and magnesium substituted ferrite nanoparticles synthesized via self-combustion method

P.Aji Udhaya^a, T.C. Bessy^b, M. Meena^c

Show more

Share Cite

<https://doi.org/10.1016/j.matpr.2019.02.096>
[Get rights and content](#)

Abstract

Due to finite size effects and high surface to volume ratio, magnetic nanoparticles exhibit different properties than those found in the corresponding bulk material. There is a great need for synthesising nanoparticles using non-toxic, cheap and eco-friendly precursors. Plant extracts and animal by products can be used to synthesize nanoparticles as they are a source of variety of metabolites, which can act as fuels, capping agents, reducing agents and stabilizing or chelating agents for capturing metal ions. Substituting a transition metal into a spinel ferrite has been observed to enhance optical, electrical, magnetic and antibacterial activities of pure ferrites. In this present work, NiFe₂O₄ and MgFe₂O₄ nanoparticles are synthesized through self-combustion method using egg white. The structural, morphological and elemental composition and magnetic properties of the samples were analysed using PXRD, FTIR, SEM and EDX technique. The bactericidal effect of nickel and magnesium substituted ferrite particles were qualitatively measured by performing agar diffusion test and liquid broth methods. PXRD pattern confirm the single phase cubic spinel structure of the synthesized particles with size varying from 21 to 27 nm. The FTIR spectra confirm the spinel structure and the functional groups present. From the FESEM analysis it is found that there is considerable degree of agglomeration in the samples. The presence of Ni, Mg, Fe and O without precipitating cations is confirmed from EDX data. The presence of magnesium controls the growth of *Paeruginosa* while presence of nickel controls the growth of *B. subtilis*.

[Special issue articles](#) [Recommended articles](#)

References (9)

- R. Galindo *et al.*
Journal of Alloys and Compounds (2012)
- Santi Maensiri *et al.*
Scripta Materialia (2007)
- Noppakun Sanpo *et al.*
Acta Biomaterialia (2013)
- Basher Issa *et al.*
Int. J. Mol. Sci. (2013)

There are more references available in the full text version of this article.





Source details

International Journal of Engineering and Advanced Technology

Scopus coverage years: from 2018 to 2019
(coverage discontinued in Scopus)

Publisher: Blue Eyes Intelligence Engineering and Sciences Publication
E-ISSN: 2249-8958

Subject area: Engineering: General Engineering Environmental Science: Environmental Engineering
Computer Science: Computer Science Applications

Source type: Journal

CiteScore 2018
0.0

SJR 2019
0.104

SNIP 2022
0.315

[View all documents >](#) [Set document alert](#) [Save to source list](#)

[CiteScore](#) [CiteScore rank & trend](#) [Scopus content coverage](#)

i Improved CiteScore methodology ✕

CiteScore 2018 counts the citations received in 2015-2018 to articles, reviews, conference papers, book chapters and data papers published in 2015-2018, and divides this by the number of publications published in 2015-2018. [Learn more >](#)

CiteScore 2018

$$0.0 = \frac{0 \text{ Citations 2015 - 2018}}{249 \text{ Documents 2015 - 2018}}$$

Calculated on 01 May, 2019

CiteScore rank 2018 ⓘ

Category	Rank	Percentile
Engineering		
General Engineering	#276/283	1st
Environmental Science	#122/124	1st
Environmental Engineering		

[View CiteScore methodology >](#) [CiteScore FAQ >](#) [Add CiteScore to your site ↗](#)



International Journal of Engineering and



Exploring Innovation | ISSN: 2249-8958 (Online) | A Periodical Journal | Reg. No.: C/819981 |

Advanced Technology (IJEAT)

The *International Journal of Engineering and Advanced Technology (IJEAT)* has ISSN: 2249-8958 (online), an *open-access, peer-reviewed*, periodical bi-monthly international journal, which is published by *Blue Eyes Intelligence Engineering and Sciences Publication (BEIESP)* in February, April, June, August, October and December.

The journal aims to publish high-quality peer-reviewed original articles in the area of *Engineering and Technology* that covers Computer Science and Engineering, Information Technology, Electrical and Electronics Engineering, Electronics and Telecommunication, Mechanical Engineering, Civil Engineering and all interdisciplinary streams of *Engineering and Technology*.



Important Dates-

Articles Submission Open for Volume-13 Issue-5, June 2024

Last Date of Article Submission: 30 May 2024

Date of Notification: 15 June 2024

Date of Publication: 30 June 2024

Article Submission System



ELSEVIER Scopus[®] 2016-19

Author (s) can submit articles electronically throughout the year. The Editors reserve the right to reject articles without sending them out for review. Submitted articles should not have been previously published or are currently under consideration for publication elsewhere. Briefs and research notes are not



Quality Analysis and Quantum Classical Analysis of Acetaminophen



Naidu Dhanpal Jayram, T. Santosh, S. Jeyavijayan, M. S. Revathy, S. Sonia

Abstract: In recent year's Raman and IR spectroscopy has been widely used by pharmaceutical industry as a analytical tool for quality control. The present work Acetaminophen (common name paracetamol) is been characterized using Raman, FTIR, and UV-visible techniques. 5 different brands of tablets (name changed as A, B, C, D, and E) purchased from Medical shop for analysis and comparative studies. Spectrum recorded using Raman shows major peak in between 400-1600cm⁻¹ wavelength respectively; the Y-axis intensity for them varies along shift in x-axis but majorly all remains same except in Tablet C. FTIR spectroscopy doesn't show much variation in the reflectance spectra but slight variation in y-axis intensity is noted. UV-visible remains same for all the tablets. For comparison the optimized geometries, harmonic vibrational wave numbers and intensities of vibrational bands of Acetaminophen were determined using DFT-B3LYP with 6-311++G(d,p) level calculations. Weight variation and Tablet disintegration studies were also done to confirm weight in gms of individual tablet. The disintegration time shows breaking of tablets particles into smaller ones in particular time. The analysis of paracetamol quantity and its interdependence on the optical characterization such as Raman, FTIR, were interpreted through means of band width; functional group and bond length. UV-visible spectroscopy helps to determine the volumetric concentration dependence on functional group. The theoretical calculations were matched with experimental results.

Keywords: Acetaminophen; FTIR; FT-Raman; DFT, weight variation and Tablet disintegration

I. INTRODUCTION

Para-Acetaminophen commonly known as Paracetamol is an active form of Phenacetin[1-4]. This Para-Acetaminophen is used widely as an antipyretic and analgesic drug. Acetaminophen is 4 hydroxy acetanilide chemically consists of hydroxyl, carboxyl and nitrogen shown in Fig.1. Acetaminophen (Paracetamol) is generally available as a tablet for adults and syrup based fluid for children. It comes

under non-steroidal and anti-inflammatory drug by many sources. Acetaminophen shows some anti-inflammatory effect in comparison with other painkiller drugs. Acetaminophen is available in different dosages as Paracetamol tablets, capsules, syrup based and also suspension solution [8-10]. It is low-cost antipyretic and analgesic drug available in world market. It is readily available in all local stores as a handy drug to reduce fever. There are numerous manufacturer of acetaminophen drug. The preparation of drug varies according to the methods and employs. Paracetamol is mainly used to reduce fever and body pain for all ages [5-7]. It is used with other combinations to counteract cold and other flu. Usage of this drug provides nearly no side effects. Overdose of the drug may cause serious damage to the liver [11-13]. The lowest dose of the Paracetamol for adult is 7.5g/kg in adults and 150mg in children. Paracetamol overdose causes Hepatotoxicity, which leads to serious liver complications. It is the common poisoning worldwide. More amount of Paracetamol toxicity leads to hepatic encephalopathy. Increased amount of dosage can cause stomach bleeding. (Vidhya and bhai 2006). Other than liver, calcified kidney is the second victim of Paracetamol toxicity. (Beasley et al., 2008) [14-16]. Prolong usage of this acetaminophen will thin the blood and the blood would lose the ability to clot. To avoid all the side effects caused by Paracetamol we have to analyze the quality of the available drugs in the market. There are many certified manufacturers of these drugs are found in India. In the present work, five popular brands of acetaminophen (named given as A, B, C, D, E) were recorded using Raman, FTIR, UV spectra respectively. The main purpose of the study is to find out the quality of the Paracetamol tablets by optical characterizations and quantity analysis through weight variation, dissolution test, and disintegration time.

II. EXPERIMENTAL

A. Materials and Methods

The comparison study with different brands of Paracetamol 500mg tablets showed notable results. Five different brands of Paracetamol tablets coded as A B C D E are tested using weight uniformity, disintegration time and dissolution test. The necessary data for a tablet sample are noted and the chemical composition mentioned in the Paracetamol tablet strip is noted. Only acetaminophen content in all of Paracetamol tablet brand strip is confirmed and noted. The expiry date is noted and taken into consideration prior to two years from the date of manufacture.

Manuscript published on 30 December 2019.

* Correspondence Author (s)

Naidu Dhanpal Jayram*, Physics, Kalasalingam Academy of Research and Education, Krishnankoil, Virudhunagar, India.

Email: dhanpal.dj@gmail.com

T. Santosh, Physics, Kalasalingam Academy of Research and Education, Krishnankoil, Virudhunagar, India.

S. Jeyavijayan, Physics, Kalasalingam Academy of Research and Education, Krishnankoil, Virudhunagar, India.

Email: sjejavijayan@gmail.com

M. S. Revathy, Physics, Kalasalingam Academy of Research and Education, Krishnankoil, Virudhunagar, India.

Email: revz.vijay@gmail.com

S. Sonia, Physics, Holy Cross College(Autonomous), Nagercoil, India.

Email: sonianst10@gmail.com

© The Authors. Published by Blue Eyes Intelligence Engineering and Sciences Publication (BEIESP). This is an open access article under the CC-BY-NC-ND license <http://creativecommons.org/licenses/by-nc-nd/4.0/>



Source details

Materials Today: Proceedings

Scopus coverage years: 2005, from 2014 to Present

E-ISSN: 2214-7853

Subject area: Materials Science: General Materials Science

Source type: Conference Proceeding

[View all documents >](#)

[Set document alert](#)

[Save to source list](#)

CiteScore 2022 ⓘ
3.2

SJR 2022 ⓘ
0.445

SNIP 2022 ⓘ
0.774

[CiteScore](#) [CiteScore rank & trend](#) [Scopus content coverage](#)

i Improved CiteScore methodology ✕

CiteScore 2022 counts the citations received in 2019-2022 to articles, reviews, conference papers, book chapters and data papers published in 2019-2022, and divides this by the number of publications published in 2019-2022. [Learn more >](#)

CiteScore 2022 ▼

$$3.2 = \frac{80,455 \text{ Citations } 2019 - 2022}{24,871 \text{ Documents } 2019 - 2022}$$

Calculated on 05 May, 2023

CiteScoreTracker 2023 ⓘ

$$4.9 = \frac{108,812 \text{ Citations to date}}{22,228 \text{ Documents to date}}$$

Last updated on 05 April, 2024 • Updated monthly

CiteScore rank 2022 ⓘ

Category	Rank	Percentile
Materials Science		
General Materials Science	#259/453	42nd

[View CiteScore methodology >](#) [CiteScore FAQ >](#) [Add CiteScore to your site](#)





ScienceDirect

materialstoday: PROCEEDINGS

3.2

CiteScore

[Submit your article ↗](#)

[Guide for authors](#)

Menu

Search in this journal

About the journal

Materials Today: Proceedings provides the materials science community with a fast and flexible route to the publication of research presented at national and international scientific conferences in the field of materials science.

Guest Editors are responsible for quality control, the peer review ...

[View full aims & scope](#)

\$200 ⓘ

Article publishing charge
for open access

68 days

Review time

70 days

Submission to acceptance



[View all insights](#)

Articles

[Latest published](#)

[Articles in press](#)

[Top cited](#)

[Most downloaded](#)

[Most popular](#)


[FEEDBACK](#)



Materials Today: Proceedings

Volume 9, Part 3, 2019, Pages 528-534

Albumen Assisted Green Synthesis of NiFe₂O₄ Nanoparticles and Their Physico-Chemical Properties

P. Aji Udhaya^a  , M. Meena^bShow more  Share  Cite<https://doi.org/10.1016/j.matpr.2018.10.372> [Get rights and content](#) 

Abstract

Spinel ferrites with general formula AB₂O₄ possess fascinating magnetic and electrical properties due to their thermal and chemical firmness. Nickel ferrite (NiFe₂O₄) is one of the most vital spinel ferrite having inverse spinel structure showing ferrimagnetism that originates from magnetic moment of anti-parallel spins linking the metal ions (Ni²⁺ and Fe³⁺). Here a simple technique of self-combustion with aid of albumen is made to synthesize nano crystalline Nickel ferrite (NiFe₂O₄) particles. The egg white (albumen) used in the synthesis process plays the role of fuel in the combustion process. The powder X-ray diffraction (PXRD) and Fourier Transform Infrared Spectroscopy (FTIR) results indicated that the synthesized nanoparticles are of single phase and show evidence of spinel structure. The Photoluminescence studies showed a doublet peak at 360-380nm. Also the functional groups present in the synthesized nanoparticles was found using FTIR. EDX results give account of the percentage composition of the elements Fe, Ni and O present in the synthesized sample. The Field Emission Scanning Microscope (FESEM) reveals the agglomerated nature of ferrite nanoparticles. Magnetic moment and retentivity of the as synthesized nickel ferrite (NiFe₂O₄) nanoparticles were obtained using Vibrating Sample Magnetometer (VSM). Dielectric properties of the as prepared samples were measured by two-probe method for various frequencies ranging from 100Hz-1MHz

[Special issue articles](#) [Recommended articles](#)

References (9)

Santi Maensiri *et al.*

Scripta Materialia (2007)

M.A. Gabal

Materials Research Bulletin (2010)

S. Anand *et al.*

Modern Electronic Materials (2017)

Basher Issa *et al.*



Source details

Materials Today: Proceedings

Scopus coverage years: 2005, from 2014 to Present

E-ISSN: 2214-7853

Subject area: Materials Science: General Materials Science

Source type: Conference Proceeding

- [View all documents >](#)
- [Set document alert](#)
- [Save to source list](#)

CiteScore 2022 ⓘ
3.2

SJR 2022 ⓘ
0.445

SNIP 2022 ⓘ
0.774

[CiteScore](#) [CiteScore rank & trend](#) [Scopus content coverage](#)

i Improved CiteScore methodology ✕

CiteScore 2022 counts the citations received in 2019-2022 to articles, reviews, conference papers, book chapters and data papers published in 2019-2022, and divides this by the number of publications published in 2019-2022. [Learn more >](#)

CiteScore 2022 ▼

$$3.2 = \frac{80,455 \text{ Citations 2019 - 2022}}{24,871 \text{ Documents 2019 - 2022}}$$

Calculated on 05 May, 2023

CiteScoreTracker 2023 ⓘ

$$4.9 = \frac{108,812 \text{ Citations to date}}{22,228 \text{ Documents to date}}$$

Last updated on 05 April, 2024 • Updated monthly

CiteScore rank 2022 ⓘ

Category	Rank	Percentile
Materials Science		
General Materials Science	#259/453	42nd

[View CiteScore methodology >](#) [CiteScore FAQ >](#) [Add CiteScore to your site](#)





ScienceDirect®

materialstoday: PROCEEDINGS

3.2

CiteScore

[Submit your article ↗](#)

[Guide for authors](#)

Menu

About the journal

Materials Today: Proceedings provides the materials science community with a fast and flexible route to the publication of research presented at national and international scientific conferences in the field of materials science.

Guest Editors are responsible for quality control, the peer review ...

[View full aims & scope](#)

\$200 ⓘ

Article publishing charge
for open access

68 days

Review time

70 days

Submission to acceptance



[View all insights](#)

Articles

[Latest published](#)

[Articles in press](#)

[Top cited](#)

[Most downloaded](#)

[Most popular](#)

[FEEDBACK](#)



Materials Today: Proceedings

Volume 9, Part 3, 2019, Pages 627-632

Annona Muricata Inspired Synthesis of CeO₂ Nanoparticles and their Antimicrobial Activity

S. Sebastiammal^a, A. Mariappan^b, K. Neyvasagam^b, A. Lesly Fathima^a  Show more  Share  Cite<https://doi.org/10.1016/j.matpr.2018.10.385> [Get rights and content](#) 

Abstract

CeO₂ nanoparticles (NPs) have shown promising results as therapeutic agents in biology and medical sciences. In this study, CeO₂-NPs have been synthesized through green synthetic approach by applying natural matrices (fruit of *Annona muricata*) as stabilizing agents in order to prepare biocompatible CeO₂-NPs, thereby solving the challenges regarding safety, and providing the appropriate properties for their effective use in biomedical field. The synthesized CeO₂ nanoparticles are characterized by XRD, FTIR, UV-DRS, FESEM, EDAX, PL and antimicrobial analysis. UV-DRS analysis shows that formation of CeO₂ nanoparticles with maximum absorption at 318 nm. The antibacterial activities of synthesized CeO₂ NPs were carried out against the human pathogenic microorganism by agar-well diffusion method.

[Special issue articles](#) [Recommended articles](#)

References (6)

S. Najimu Nisha *et al.*

Spectrochimica Acta Part A: Molecular and Biomolecular Spectroscopy (2014)

Ashok Bankar *et al.*[Ameeta Ravi Kumara, Smita Zinjarde, Colloids and Surfaces A: Physicochem](#)

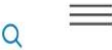
Eng. Aspects (2010)

K. Kaviyarasu *et al.*[Photocatalytic performance and antimicrobial activities of HAp-TiO₂ nanocomposite thinfilms by sol-gel method, Surface and](#)

Interfaces. (2017)

There are more references available in the full text version of this article.





Source details

Journal of International Pharmaceutical Research

Scopus coverage years: from 2010 to 2011, from 2013 to 2020
(coverage discontinued in Scopus)

Publisher: Editorial office of Journal of International Pharmaceutical Research

ISSN: 1674-0440

Subject area: Pharmacology, Toxicology and Pharmaceutics: Pharmaceutical Science

Source type: Journal

CiteScore 2021 ⓘ
0.1

SJR 2022 ⓘ
0.115

SNIP 2022 ⓘ
0.155

- [View all documents >](#)
- [Set document alert](#)
- [Save to source list](#)

[CiteScore](#) [CiteScore rank & trend](#) [Scopus content coverage](#)

i Improved CiteScore methodology ✕

CiteScore 2021 counts the citations received in 2018-2021 to articles, reviews, conference papers, book chapters and data papers published in 2018-2021, and divides this by the number of publications published in 2018-2021. [Learn more >](#)

CiteScore 2021 ▼

$$0.1 = \frac{27 \text{ Citations 2018 - 2021}}{278 \text{ Documents 2018 - 2021}}$$

Calculated on 05 May, 2022

CiteScore rank 2021 ⓘ

Category	Rank	Percentile
Pharmacology, Toxicology and Pharmaceutics	#155/171	9th
Pharmaceutical Science		

[View CiteScore methodology >](#) [CiteScore FAQ >](#) [Add CiteScore to your site](#)





Journal of International Pharmaceutical Research

[Scopus journals](#) > [Pharmacology, Toxicology and Pharmaceutics\(all\)](#) > [Pharmaceutical Science](#)

The scientific journal Journal of International Pharmaceutical Research is included in the Scopus database. Based on 2020, SJR is 0.282. Publisher country is China. The main subject areas of published articles are Pharmacology, Toxicology and Pharmaceutics(all), Pharmaceutical Science.

We offer making basic requirements to academic papers compliance test using "[Paper quality checking](#)" service. Paper quality checking service is in demand among researchers who wish to make final improvements to their work before submitting it to the target journal. The experienced editors of ORES, who have published papers in cited journals, with the participation of foreign partners go through finished articles. They perform complex checks on many parameters, improve the structure and logic of content, and conduct spell checks, among others.

SCOPUS classifier

[3000 Pharmacology, Toxicology and Pharmaceutics\(all\)](#)

[3003 Pharmaceutical Science](#)

Percentile	Scopus ASJC Code	Scopus Sub-Subject Area	Quartile
31	3000	Pharmacology, Toxicology and Pharmaceutics(all)	3

CiteScore	Source ID
0.8	https://scopus.com/sourceid/19700174645

Other journals in category

ISSN	Title
00016659	Acta Pharmaceutica Hungarica
17732247	Journal of Drug Delivery Science and Technology
09751459	Journal of Pharmaceutical Sciences and Research
00223573	Journal of Pharmacy and Pharmacology
14203049	Molecules
1304530X	Turkish Journal of Pharmaceutical Sciences

[Journal of International Pharmaceutical Research](#)

[1674-0440](#)



Synthesis, spectral characterization, electrochemical, anti-microbial and DNA binding studies of new schiff base metal(II) complexes derived from Isoniazid and 2-(4-amino-phenyl)-2H-isoquinolin-1-one

R. Vijimalar^{1*}, G. Leema Rose² and J. Joseph³

1. Department of Chemistry, Womens' Christian College, Nagercoil, Tamil Nadu, India. (Affiliated by Manonmanium Sundaranar University, Abisekapatti, Tamil Nadu, India). 2. Department of Chemistry, Holy Cross College (Autonomous), Nagercoil, Kanyakumari District, Tamil Nadu, India. 3. Department of Chemistry, Noorul Islam University, Kumarakoil, Kanyakumari District, Tamil Nadu, India.

Correspondence author: R. Vijimalar, e-mail: rvijisubash@gmail.com

Received: 15-03-2019, Revised: 23-04-2019, Accepted: 21-05-2019, Published online: 27-06-2019

How to cite this article: R. Vijimalar, G. Leema Rose and J. Joseph (2019), Synthesis, spectral characterization, electrochemical, anti-microbial and DNA binding studies of new schiff base metal(II) complexes derived from Isoniazid and 2-(4-amino-phenyl)-2H-isoquinolin-1-one, Journal of International Pharmaceutical Research 46(3): 881-888

Abstract

Novel complexes of Cu(II), Co(II), Zn(II) and Ni(II) with isoniazid derivative (derived from 2-(4-Amino-phenyl)-2H-isoquinolin-1-one and isoniazid) were synthesized and characterized by different analytical and spectral techniques including elemental analysis, magnetic susceptibility measurements, molar conductivity, IR, ¹H-NMR, ¹³C-NMR, UV-Vis., FAB Mass spectra, EPR, thermal analysis and DNA binding studies. The synthesized metal complexes exhibited notable antibacterial activity against the organisms *Escherichia coli*, *Staphylococcus aureus*, *Klebsiella pneumoniae*, *Proteus mirabilis* and *Salmonella typhi* when compared with the standard antibiotic (Streptomycin). The ligand and its metal complexes were examined for antioxidant activity and all the complexes showed favorable free radical scavenging activity. Among the synthesized metal complexes, the copper complex manifested the highest activity.

Keywords: Isoniazid, Antioxidant, *Escherichia Coli*, *Staphylococcus Aureus*, *Klebsiella Pneumoniae*, *Proteus Mirabilis*, *Mycobacterium Tuberculosis*.

Introduction

Tuberculosis (TB) is a serious health issue that causes the death of about three million people in the world every year [1]. TB is caused by *Mycobacterium tuberculosis* (MTb), an airborne pathogen transmitted among humans which infects macrophages in the lungs. Effective chemotherapy for tuberculosis began in 1940s with the discovery of streptomycin (STR) and *p*-aminosalicylic acid (PAS) [2-7]. The 1950s were significant because of the discovery and initial use of isoniazid. **Isoniazid**, also known as **isonicotinylhydrazide (INH)**, is an antibiotic used as a first-line agent for the prevention and treatment of both latent and active tuberculosis [8-9]. The compound was first synthesised in 1912, but its activity against tuberculosis was first reported in the early 1950s [10-15].

Isoniazid and its derivatives form an important class of heterocyclic compounds with a wide range of applications. They have been found to have many therapeutic uses such as anti-carcinogenic, antioxidant, anti-inflammatory, and anti-bacterial activity [16-19]. Many commercially available drugs cause severe side effects and to minimize these effects, lot of structurally similar analogues have been synthesised.

The present research work aims at synthesizing hybrid compounds through the combination of different metal ions with an isoniazid derivative for obtaining potent antimicrobial lead compounds and it will be characterized using spectral and analytical studies. Further, they were screened for different biological activities.

Experimental

Materials

All the solvents and chemicals used in the synthesis were purchased from Sigma-Aldrich suppliers and purified when necessary. Elemental analyses were evaluated by using Elemental Analyzer Carlo Erba EA1108 analyzer. Molar conductivity measurements were recorded on Remi Conductivity Bridge with a cell having cell constant 0.51 and magnetic moment was carried out using Faraday balance.

The IR spectra of the synthesized compounds were recorded on a Shimadzu FTIR Affinity-1 Spectrophotometer in the 4000-400 cm⁻¹ region in KBr disc. The electronic spectra of the complexes were recorded in HPLC grade DMSO on a Systronics UV-Visible spectrophotometer in the region of 200-1100 nm.





Source details

Asian Journal of Chemistry

Scopus coverage years: from 1996 to Present

Publisher: Asian Publication Corporation

ISSN: 0970-7077

Subject area: Chemistry: General Chemistry

Source type: Journal

[View all documents >](#)

[Set document alert](#)

[Save to source list](#)

CiteScore 2022

0.9



SJR 2022

0.149



SNIP 2022

0.223



[CiteScore](#) [CiteScore rank & trend](#) [Scopus content coverage](#)

i Improved CiteScore methodology



CiteScore 2022 counts the citations received in 2019-2022 to articles, reviews, conference papers, book chapters and data papers published in 2019-2022, and divides this by the number of publications published in 2019-2022. [Learn more >](#)

CiteScore 2022 ▼

$$0.9 = \frac{1,706 \text{ Citations 2019 - 2022}}{1,920 \text{ Documents 2019 - 2022}}$$

Calculated on 05 May, 2023

CiteScoreTracker 2023 ⓘ

$$0.8 = \frac{1,403 \text{ Citations to date}}{1,848 \text{ Documents to date}}$$

Last updated on 05 April, 2024 • Updated monthly

CiteScore rank 2022 ⓘ

Category	Rank	Percentile
Chemistry		
General Chemistry	#341/407	16th

[View CiteScore methodology >](#) [CiteScore FAQ >](#) [Add CiteScore to your site](#)



AJC

Asian Journal of Chemistry

Asian Journal of Chemistry, an International Peer Reviewed Research Journal of Chemistry

ISSN: 0975-427X (Online) | ISSN: 0970-7077 (Print) | CODEN: AJCHEW

[HOME](https://asianpubs.org/index.php/AJCHEM/INDEX) (HTTPS://ASIANPUBS.ORG/INDEX.PHP/AJCHEM/INDEX)

[JOURNAL](https://asianpubs.org/index.php/AJCHEM/ABOUT) (HTTPS://ASIANPUBS.ORG/INDEX.PHP/AJCHEM/ABOUT)

[AUTHOR](https://asianpubs.org/index.php/AJCHEM/ABOUT) (HTTPS://ASIANPUBS.ORG/INDEX.PHP/AJCHEM/ABOUT)

[INSTITUTION](https://asianpubs.org/index.php/AJCHEM/ABOUT) (HTTPS://ASIANPUBS.ORG/INDEX.PHP/AJCHEM/ABOUT) INSTRUCTIONS)

[CURRENT](https://asianpubs.org/index.php/AJCHEM/ABOUT) (HTTPS://ASIANPUBS.ORG/INDEX.PHP/AJCHEM/ABOUT) CURRENT)

[ARCHIVES](https://asianpubs.org/index.php/AJCHEM/ABOUT) (HTTPS://ASIANPUBS.ORG/INDEX.PHP/AJCHEM/ABOUT) ARCHIVE)

[ANNOUNCEMENTS](https://asianpubs.org/index.php/AJCHEM/ABOUT) (HTTPS://ASIANPUBS.ORG/INDEX.PHP/AJCHEM/ABOUT) ANNOUNCEMENT)

[HELP](https://asianpubs.org/index.php/AJCHEM/ABOUT) (HTTPS://ASIANPUBS.ORG/INDEX.PHP/AJCHEM/ABOUT)




Vol. 36 No. 4 (2024): Vol 36 Issue 4, 2024

ISSN Online : [0975-427X](https://portal.issn.org/resource/issn/0975-427X) (<https://portal.issn.org/resource/issn/0975-427X>)

ISSN Print : [0970-7077](https://portal.issn.org/resource/issn/0970-7077) (<https://portal.issn.org/resource/issn/0970-7077>)


Publisher

<https://asianpubs.org/>



About Journal

Asian Journal of Chemistry, a Multidisciplinary Chemistry Journal is an Peer Reviewed International Journal and publishes from India. The journal has been established since January 1989 on a firm foundation of International Quality Research. This Journal encompasses all branches of chemistry and its sub – disciplines like Pharmaceutical, Biological activities of Synthetic Drugs, Environmental Chemistry, Biochemistry, Polymer Chemistry, Petroleum Chemistry, Nanotechnology, Material Chemistry & Physics, Agricultural Chemistry, etc.





Biological Evaluation of Dihydropyrimidinone Synthesized from Vanillin, Ethylacetoacetate and Urea using Gooseberry Extract

K. SARANIYA, P. VINITHA, T.R. SCOTLIN BLESSY and SHEEBA DANIEL*

Department of Chemistry and Research Centre, Holy Cross College (Autonomous), Nagercoil-629004, India

*Corresponding author; E-mail: sheebadaniel@holycrossngl.edu.in

Received: 13 February 2019;

Accepted: 11 March 2019;

Published online: 21 May 2019;

AJC-19405

The present study focuses on the synthesis, characterization and biological evaluation of dihydropyrimidinone derivative ethyl-4-(4-hydroxy-3-methoxyphenyl)-6-methyl-2-oxo-1,2,3,4-tetrahydropyrimidine-5-carboxylate from vanillin, ethylacetoacetate and urea using gooseberry extract. The synthesised compound is characterized by UV-visible and FT-IR spectroscopy. The synthesised compound shows antibacterial, antifungal, antioxidant and anthelmintic activities. This natural acid catalyzed synthesis is safe, eco-friendly and does not employ any toxic materials and quantifying it as a green approach for the synthesis of organic compounds.

Keywords: Green synthesis, Dihydropyrimidinone derivative, Antimicrobial activities.

INTRODUCTION

Green chemistry approach is an eco-friendly approach which is used to prevent, or at least reduce pollution and has tremendous application in synthetic organic chemistry. This technique consists of an alternative reaction media to replace hazardous and expensive solvents consistently used in organic synthesis [1]. Green synthesis of organic compounds using solvent-free condition has gained popularity in recent years, since the majority of solvents are either toxic or flammable. Compared with conventional method the solvent free method is more convenient, simple to run, provide higher yield and shows maximum efficiency [2]. Recently fruit juice is known to be the potential organic solvent for the synthesis of pharmaceutically important organic compounds [3]. Fruit juices are used for various organic transformation reactions [4,5] and its widespread applications are due to their inexpensive, non-toxic, safe and environmentally benign nature [6].

Dihydropyrimidinones, the products of Biginelli reaction, are widely used in the pharmaceutical industries. Research has stimulated the invention of a wide range of synthetic methods for their preparation and chemical transformations. Dihydropyrimidinones and their derivatives show wide range of applications in natural, synthetic, pharmacological, therapeutic and

bioorganic chemistry mainly due to their biological activities [7,8]. Moreover, dihydropyrimidinones have been suggested to be useful building blocks for synthesis of natural products, such as the batzelladine family of polycyclic marine alkaloids [9] of which batzelladine alkaloids have been found to be potent HIV gp-120-CD4 inhibitors [10].

The simple one-pot three component procedure for the synthesis of dihydropyrimidinone was first reported by Biginelli and Gazz in 1893 [11]. However, this reaction requires harsh condition, long reaction time and affords low yields, particularly when substituted aromatic aldehydes are employed. To overcome these disadvantages, several protocols have been developed to modify this reaction by means of microwave irradiation, ultrasound irradiation using various reagents. Researchers reported the synthesis of dihydropyrimidinones using various reagents or catalyst such as ionic liquids, metal oxide nanoparticles, enzyme, phase transfer catalysts, nanomagnetic-supported sulphonic acid, iron(III) tosylate, bis[(L)prolinato-N,O] Zn-water, 1-glycol-3-methylimidazolium chloride, Cu(II) complex, SiO₂-CuCl₂, metal oxide-MWCNTs, FeCl₃ and boehmite nanoparticle, nanosilica-supported tin(II) chloride, graphite, trypsin, silica sulphuric acid, etc. [12-19]. However, inspite of their potential utility, many of these reported protocols have some drawbacks such as the use of expensive reagents,

This is an open access journal, and articles are distributed under the terms of the Creative Commons Attribution-NonCommercial-ShareAlike 4.0 (CC BY-NC-SA 4.0) International License which allows readers to freely read, download, copy, distribute, print, search, or link to the full texts of its articles and to use them for any other lawful non-commercial purpose as long as the original source is duly acknowledged.





Scopus Preview



Source details

International Journal of Recent Technology and Engineering

Years currently covered by Scopus: From 2018 to 2019
(coverage discontinued in Scopus)

Publisher: Blue Eyes Intelligence Engineering and Sciences Publication
E-ISSN: 2277-3878

Subject area: **Business, Management and Accounting** **Management of Technology and Innovation**
Engineering **General Engineering**

Source type: Journal

CiteScore 2018 **0.0**

ISI 2019 **0.107**

SNIP 2018 **0.261**

[View all documents](#) [Set document alert](#) [Save to source list](#)

[CiteScore](#) [CiteScore rank & trend](#) [Scopus content coverage](#)

CiteScore 2018

$$0.0 = \frac{0 \text{ Citations 2015 - 2018}}{175 \text{ Documents 2015 - 2018}}$$

calculated on 2019-09-01

CiteScore rank 2018

Category	Rank	Percentile
Business, Management and Accounting	4386/218	2nd
Management of Technology and Innovation		
Engineering		

[View CiteScore methodology](#) [CiteScore FAQ](#) [Add CiteScore to your site](#)



International Journal of Recent Technology and



Exploring Innovation | ISSN:2277-3878(Online) | A Periodical Journal | Reg. No.: C/819981 | Published

Engineering (IJRTE)

The *International Journal of Recent Technology and Engineering (IJRTE)* is an open-access, peer-reviewed, bi-monthly international journal with ISSN 2277-3878 (online). It is published by *Blue Eyes Intelligence Engineering and Sciences Publication (BEIESP)* periodically in January, March, May, July, September, and November since 2012.

The *International Journal of Recent Technology and Engineering (IJRTE)* seeks to disseminate high-quality, peer-reviewed original articles in *Engineering and Technology*, encompassing Computer Science & Engineering, Information Technology, Electrical and Electronics Engineering, Electronics and Telecommunication, Mechanical Engineering, Civil Engineering, and all interdisciplinary facets of *Engineering and Technology*.

International Journal of Recent Technology and Engineering

Website: www.ijrte.org

ISSN: 2277-3878 (online)

Published By Blue Eyes Intelligence Engineering and Sciences Publication



Important Dates- **NEW**

Articles Submission Open for Volume-13 Issue-3, September 2024

Last Date of Article Submission: 30 August 2024

Date of Notification: 15 September 2024

Date of Publication: 30 September 2024

Article Submission System



ELSEVIER Scopus

Authors can electronically submit articles anytime using the "Article Submission System". The submitted articles must be original and not under consideration elsewhere. They should also align with the journal's scope. All submissions undergo a double-anonymized peer-review process, and the Editor holds the authority to reject any article that lacks originality or quality without sending it for peer review.

Authors can streamline proofreading tools such as Grammarly to enhance their articles. As an open-access journal, Authors must pay an Article Processing Charge (APC) to publish their articles and retain copyright. Furthermore, authors acquaint themselves with the journal's editorial and publishing policies.

After the detailed peer-review process, final approval of the article, and the submission of the required documents, the article will be



Empowering the Learners with Second Language Skills through Psychological Aspects

A. Delfino, M. Ilankumaran, R. Ahilasha

Abstract— Language plays a vital role in human civilization. The importance of foreign language is stressed in educational field. In the field of foreign language acquisition, cognitive function is given priority. Psychological perspective is the theoretical study about cognitive functioning in acquiring the language. This paper focuses on components and skills of language. Memory, psychological problems in attaining the second language skills are discussed. In learning second language skills, the L2LNs play the prominent role. Listening is preliminary to all other skills. Reading is a complex mechanism of decoding the messages in print. Speaking is natural expression in language, which is not always consciously regulated. Speaking implies, speaking with appropriateness in the social context. Writing is the most difficult and demanding of skills. Listening and speaking are considered to be the receptive skills and speaking and writing are the productive skills. For second language learners, all the skills are necessary in proportion of learner's requirement. The learner of second language needs to give more attention on language skills as well as the components of the language. Phonology, Lexis, grammar and pragmatics are also needed to accomplishing the communicative competence. The correct direction may help the learners to get success in their goal. The teachers have to play the main role in language acquisition, because the learners get motivated by them. The teacher can follow some techniques to improve the communicative competence of the students. Some of the techniques are discussed in this paper. This paper also brings out the importance of language skills and the need of components of language to overcome the barriers in acquiring the second language.

Keywords— Language, Psychological Aspects, Language Skills, Listening, Speaking, Reading, Writing, Second Language Acquisition, Communicative Competence, Components of Language.

I. INTRODUCTION

In this globalization, English language is given more importance. It opens the door of opportunities in all the fields. The instructor of second language is concentrating more on developing the communicative capability of the learners. The goal of second language skills is to develop the communicative competence of the students. The students are encouraged to practice the foreign language in their academic field. In learning the second language, listening and speaking skills can be taught at the beginning, but the students may begin to read and write in the target language.

Revised Manuscript Received on May 15, 2019.

A. Delfino, Research Scholar in English, Nisara Islam Centre for Higher Education, Kumbakonam, Thanjavur, Tamil Nadu, India. (e-mail: delfinodelfino@gmail.com)

M. Ilankumaran, Professor of English, Nisara Islam Centre for Higher Education, Kumbakonam, Thanjavur, Tamil Nadu, India. (e-mail: mihankumaran@yahoo.com)

R. Ahilasha, Assistant Professor of English, Holy Cross College (Autonomous), Nagercoil, Tamil Nadu, India. (e-mail: ahilasharajapuri@yahoo.com)

This may lead to be failed in acquiring the target language. The learner needs to develop the conscious and unconscious knowledge of language skills. In the act of communication grammar, vocabulary and culture of the language are organised. The learner needs to concentrate more on language skills to attain communicative competence.

II. LANGUAGE

Language is permeating the thoughts and influence with other. It is used as means of understanding the society. English language is one of the dominated languages in all over the world. English language has been considered to be an inter or intra language with in a speech community, though it is a foreign language. English is the entryway of the knowledge in all spheres of life. English Language is considered to be the medium of communication, because the administrators, scientist, doctors, lawyers and engineers cannot utter even a single sentence without using an English word. Fluency and accuracy is very much needed to attain the communicative competence.

III. PSYCHOLOGICAL ASPECTS OF SECOND LANGUAGE SKILLS

The Learners acquire a second language with the help of existing knowledge of the native language. Stephen Krashen says that "language acquisition does not require extensive use of conscious grammatical rules and does not require tedious drill". Second language means learning a new language and not the language of a native speaker. Acquiring a new language creates positive attitudes, improves analytical skills and also improves in learning a new culture. Second language acquisition helps an individual in international travel, business, technology and marketing, etc. It improves listening skills and memory power. Language is an important element and there are varied factors that influence the second language learning. The learner's language faculty in the second language plays a prominent role in determining the communicative competence. In acquiring the second language skills, the learner should be boosted with cognitive aspects like aptitude, motivation, personality, cognitive style, learning strategies, background of learning, social environment, etc. These are the main factors behind in second language acquisition. The components of language and second language skills play a prominent role in acquiring the language.





Scopus Preview



Source details

International Journal of Recent Technology and Engineering

Years currently covered by Scopus: From 2018 to 2019
(coverage discontinued in Scopus)

Publisher: Blue Eyes Intelligence Engineering and Sciences Publication
E-ISSN: 2277-3878

Subject area: **Business, Management and Accounting** **Management of Technology and Innovation**
Engineering **General Engineering**

Source type: Journal

CiteScore 2018 **0.0**

IQV 2018 **0.107**

SNIP 2018 **0.261**

[View all documents](#) [Set document alert](#) [Save to source list](#)

[CiteScore](#) [CiteScore rank & trend](#) [Scopus content coverage](#)

CiteScore 2018

$$0.0 = \frac{0 \text{ Citations 2015 - 2018}}{175 \text{ Documents 2015 - 2018}}$$

calculated on 2019-09-08

CiteScore rank 2018

Category	Rank	Percentile
Business, Management and Accounting	4386/218	2nd
Management of Technology and Innovation		
Engineering		

[View CiteScore methodology](#) [CiteScore FAQ](#) [Add CiteScore to your site](#)



International Journal of Recent Technology and Engineering



Exploring Innovation | ISSN:2277-3878(Online) | A Periodical Journal | Reg. No.: C/819981 | Published

Engineering (IJRTE)

The *International Journal of Recent Technology and Engineering (IJRTE)* is an open-access, peer-reviewed, bi-monthly international journal with ISSN 2277-3878 (online). It is published by *Blue Eyes Intelligence Engineering and Sciences Publication (BEIESP)* periodically in January, March, May, July, September, and November since 2012.

The *International Journal of Recent Technology and Engineering (IJRTE)* seeks to disseminate high-quality, peer-reviewed original articles in *Engineering and Technology*, encompassing Computer Science & Engineering, Information Technology, Electrical and Electronics Engineering, Electronics and Telecommunication, Mechanical Engineering, Civil Engineering, and all interdisciplinary facets of *Engineering and Technology*.

International Journal of Recent Technology and Engineering

Website: www.ijrte.org

ISSN: 2277-3878 (online)

Published By Blue Eyes Intelligence Engineering and Sciences Publication



Important Dates- **NEW**

Articles Submission Open for Volume-13 Issue-3, September 2024

Last Date of Article Submission: 30 August 2024

Date of Notification: 15 September 2024

Date of Publication: 30 September 2024

Article Submission System



ELSEVIER Scopus

Authors can electronically submit articles anytime using the "Article Submission System". The submitted articles must be original and not under consideration elsewhere. They should also align with the journal's scope. All submissions undergo a double-anonymized peer-review process, and the Editor holds the authority to reject any article that lacks originality or quality without sending it for peer review.

Authors can streamline proofreading tools such as Grammarly to enhance their articles. As an open-access journal, Authors must pay an Article Processing Charge (APC) to publish their articles and retain copyright. Furthermore, authors acquaint themselves with the journal's editorial and publishing policies.

After the detailed peer-review process, final approval of the article, and the submission of the required documents, the article will be



Neurolinguistic Factors in English Language Learning: A Cognitive based Study

S. Sajna Beesl, R. Abilasha, M. Han Kumaran

Abstract— Language is an important aspect of human for communication. It is the most effective way of communication and considered to be a remarkable achievement in human's life. English language plays an important role in the present society and as a status of the world. The demand of English Language has developed in all the countries and it has emerged as a good communication language. Speaking skill is an essential part of English language learning. When a new language is learned, learners usually face lack of confidence, anxiety, nervousness and apprehension. Psychological factors make a huge difference to learning to speak a language. This article 'Psychological Factors Affecting English Language Learning: A Neurolinguistic Perspective' aims at emphasizing the importance of factors which affect the language learning. Psychological factor is one of the greatest obstacles and it distorts the learner's perception. Neurolinguistic factor deals with a study of human mind and relation between the languages. Neurolinguistic Programming is an approach to communication and personal development. It is also regarded as an excellent method for second language learning which supports learners to achieve perfection in their performance. It brings out the control of constricted feelings and thoughts by using mind techniques, like visualization. It helps to improve the mental status about the hesitation of learners. Psychological factors are caused by the feeling of making mistakes, lack of self-esteem and anxiety about a situation. The purpose of the study is to find out some possible solutions dealing with the causes and effects by Neurolinguistic Programming and help learners to overcome lack of confidence and anxiety over learning language.

I. INTRODUCTION

Communication comes out with exchanging thoughts, feelings and emotions through interaction. Language stands as a platform for communication. It assists to exchange and explore ideas from another. It is one of the most remarkable as well as constituent characteristics of man. It provides a space for revealing ideas about great varieties of concepts. There are so many varieties of language throughout the world.

Every language explores its tradition and culture and helps to unlock the knowledge of human through fine interaction. It is a universal thing and one of the greatest necessities of human life. It shapes social interactions and makes every human unique. Culture and society are closely related by the language and it links individuals and the outside world and thereby helping to sculpt out an individual from infancy. With the help of language, children come to know more about the world as it stands as a fundamental element of civilization. Man could not have developed but

for language. Language alone differentiates humans from the animals.

II. ENGLISH LANGUAGE AND LANGUAGE TEACHING

English is one of the most influential languages in the world. In different countries, it is spoken as the first language and in India it is considered the second language. It has different forms like British English, Canadian English, American English etc. These are all dialects which mean it differs in the way of speaking. In India, English is used not only for the purpose of communicating with the outside world but also used for inter-state and intra-state communication. It stands as conservationists among Indians who speak different languages. English is vital in the field of education, legal and finance.

English language is spread all over the world and it is the base for education. Owing to its popularity, English is used as a second language in India having a teaching pattern. Due to its development and progress, different teaching methods have been included to teach English effectively. English language teaching has many changes from time to time. It is taught for the development of language skills. In older days, it was taught through black boards, audio tapes, etc. After the growth of technology, several applications are implemented to influence both the learners and the teachers.

III. CHALLENGES IN LEARNING ENGLISH AS A SECOND LANGUAGE

There are many reasons challenging English language teaching in India. The reasons are systemic faults ranging from vague syllabus, outdated methodologies to wrong assessment pattern. There are also practical challenges like large classroom size, lack of expert language educators, etc. Among all these reasons, the learners face psychological challenges for learning a new language. These, in particular, cause variances amongst individual language learners. The factors that impact individual learners are Motivation, Attitude, Aptitude, Age and Personality. Anxiety and poor motivation prevent the learners from learning and acquiring the language skills. Neurolinguistic Programming can help to resolve these challenges.

IV. PSYCHOLOGICAL FACTORS AFFECTING LANGUAGE LEARNING

Psychological aspects are the factors that formulate, inspire, and promote learning in different ways. Language skill is deeply controlled by mental process.

Revised Manuscript Received on May 15, 2019.

S. Sajna Beesl, Assistant Professor of English, Noida Islam College of Arts and Science, Kanaraod, Tamilnada.

R. Abilasha, Assistant Professor of English, Holy Cross College (Autonomous), Nagercoil, Tamilnada, India. (e-mail: abilashasajna@yahoo.com)

M. Han Kumaran, Professor of English, Noida Islam Centre for Higher Education, Kanaraod, Tamilnada, India. (e-mail: mhanumasa@yahoo.com)

Received Number: AT1810281C218V8P00005P

1051

Published by:
Blue Eyes Intelligence Engineering
& Sciences Publication

